

# Table of Contents

## GENERAL

Footnotes	270
Weights and Measures	271-272

## PREVENTIVE MAINTENANCE TOOLS

Double Barrel Tension Tester	1
EZ Align® Precision Laser Alignment Device	1
Five Barrel Tension Tester	1
Krikit Gauges	1
Pencil Type Tension Tester	1
Preventative Maintenance Tools	1
Sheave Gauges	1
Sonic Tension Meter and Accessories	1
Tensioning and Alignment Devices	1
Truflex® and PoweRated® Belt Length Finder	1

## SYNCHRONOUS BELTS

Poly Chain® GT® Carbon™ Belts	2-5
Poly Chain® GT® Carbon™ – Extended Length Belts	6
Curve Saw Poly Chain® GT®2 Belts	7
Poly Chain® GT® Carbon™ Belts – 8M Short Length	8
Poly Chain® GT® Belts – 5M	9
Poly Chain® HTD® Belts (14M)	10-11
Eliminator® Belts	12-15
Eliminator® Competitive Crossover	16-18
PowerGrip® TruMotion® Belts	19-23
PowerGrip® GT®2 Belts – 2MR and 3MR	24-27
PowerGrip® GT®2 Belts – 5MR	28-29
PowerGrip® GT®2 Belts – 8M and 14M	30-33
PowerGrip® HTD® Belts (3M, 5M, 20M)	34-41
PowerGrip® Timing Belts (MXL, XL, L, H, XH, XXH)	42-53
Cotton Cleaner Belts	
(Special Pitch/KEVLAR® Tensile Timing Belts)	54
PowerGrip® GT®2 Twin Power® Belts – 3MR and 5MR	55-56
PowerGrip® GT®2 Twin Power® Belts (8M, 14M)	57-60
PowerGrip® HTD® Twin Power® Belts (3M, 5M)	61-62
PowerGrip® Twin Power® Timing Belts (TPXL, TPL, TPH)	63-69
Long-Length Poly Chain® GT® Carbon™ Belting	70
Long-Length PowerGrip® GT®2 Belting	71-72
Long-Length PowerGrip® HTD® Belting	73
Long-Length PowerGrip® Timing Belting	74
Synchro-Power® Polyurethane Belting	75
Synchro-Power® Polyurethane Belts	76-93

## HEAVY DUTY BELTS

Super HC® Belts (3V, 5V, 8V)	94-95
Super HC® Molded Notch Belts (3VX, 5VX)	96-98
Super HC® PowerBand® Belts (3V, 5V, 8V)	99-101
Super HC® Molded Notch PowerBand® Belts (3VX, 5VX)	102-103
Predator® Single Belts	
(AP, BP, CP, 5VP, 8VP, SPB-P, SPC-P)	104-107
Predator® PowerBand® Belts (CP, 3VP, 5VP, 8VP)	108-110
Hi-Power® II Belts (A, B, C, D, E)	111-116
Hi-Power® II PowerBand® V-Belts (A, B, C, D)	117-121
Tri-Power® Belts (AX, BX, CX)	122-124
Metric-Power™ V-Belts	125-128
Carry Band® Belts (Special A PowerBand®)	129
Hi-Power® II Dubl-V Belts (AA, BB, CC, DD)	130-132
PowerBack® Belts	133
Power Curve® Belts	134

## PAGE

## HEAVY DUTY BELTS (continued)

Micro-V® Belts (J, L, M)	135-136
Snowmobile Belts (Xtreme®, Trail Runner®)	137-138
Multi-Speed Belts (Variable Speed)	139-143
Nu-T-Link® Belting	144
Easy-Splice V-Belting	145
Tubewinder Belts	146
Power Round® Belts (9/16")	147
Round Endless Belts	
(1/4", 5/16", 3/8", 7/16", 1/2", 9/16")	148-152
Urethane Round Endless Belts (1/16", 3/32", 1/8", 5/32", 3/16", 7/32", 1/4", 5/16", 3/8")	153-158

## LIGHT DUTY BELTS

Truflex® V-Belts (2L, 3L, 4L, 5L)	159-162
PoweRated® V-Belts (67, 68, 69)	163-165
BladeRunner® Belts	166-167
Polyflex® Belts (3M, 5M, 7M, 11M)	168-170
Polyflex® JB® Belts (3MJB, 5MJB, 7MJB, 11MJB)	171-176

## SYNCHRONOUS METAL

Poly Chain® GT®2 Sprockets (8M, 14M)	177-184
Poly Chain® GT®2 Idler Hardware	185
Draftguard® Anti-Rotation Device	186
Poly Chain® GT®2 Sprockets – Stainless Steel	187-188
Poly Chain® GT®2 Sprockets – Re-Work Charge	189-190
PowerGrip® GT®2 and Poly Chain® GT® – 5M Sprockets	191-192
PowerGrip® GT®2 Sprockets – 8M and 14M	193-199
PowerGrip® GT®2 Idler Hardware	200
PowerGrip® GT®2 Sprockets – 2MR and 3MR	201-204
PowerGrip® HTD® Sprockets (3M, 5M, 20)	205-209
PowerGrip® Timing Pulleys	210-215

## HEAVY-DUTY V-BELT METAL

Super HC® Sheaves – QD®	216-224
Multi-Duty® Sheaves – QD®	225-235
JVS Adjustable Speed Sheaves – Bored-to-Size	236
5VS & 8VS Adjustable Speed Sheaves – QD®	237-238
SVS Adjustable Speed Sheaves – Bored-To-Size	239-240

## LIGHT-DUTY V-BELT METAL

Light-Duty Sheaves – Bored-to-Size	241-243
Light-Duty Sheaves – Variable Pitch	244
Light-Duty Sheaves – H Bushed	245-247
Light-Duty Sheaves – QT Bushed	248-250

## BUSHINGS

QD® Bushings – English Sizes	251-253
QD® VS Bushings – English Sizes	254
QD® Bushings – Metric Sizes	255
Taper-Lock® Bushings – English Sizes	256-260
Stainless Steel Taper-Lock® Bushings – English Sizes	261
Taper-Lock® Bushings – Metric Sizes	262
Stainless Steel Taper-Lock® Bushings – Metric Sizes	263
Taper-Lock® Bushings – Reborable	264
Taper-Lock® Bushings – Reborable Finished	265
H-Type Bushings	266
QT-Type Bushings	267

## IDLER DIMENSIONAL INFORMATION

Idler Hardware Dimensional Data	268
Idler Brackets and Hardware	269

# Index

## Belts

DESCRIPTION	PAGE	DESCRIPTION	PAGE
BladeRunner® Belts	166-167	PowerBack® Belts	133
Carry Band® Belts (Special A PowerBand®)	129	PowerGrip® GT®2 Belts – 2MR and 3MR	24-27
Cotton Cleaner Belts (Special Pitch/KEVLAR® Tensile Timing Belts)	54	PowerGrip® GT®2 Belts – 5MR	28-29
Curve Saw Poly Chain® GT®2 Belts	7	PowerGrip® GT®2 Belts – 8M and 14M	30-33
Easy-Splice V-Belting	145	PowerGrip® GT®2 Twin Power® Belts – 3MR and 5MR	55-56
Eliminator® Belts	12-15	PowerGrip® GT®2 Twin Power® Belts (8M, 14M)	57-60
Eliminator® Competitive Crossover	16-18	PowerGrip® HTD® Belts (3M, 5M, 20M)	34-41
Hi-Power® II Belts (A, B, C, D, E)	111-116	PowerGrip® HTD® Twin Power® Belts (3M, 5M)	61-62
Hi-Power® II Dub+V Belts (AA, BB, CC, DD)	130-132	Predator® Timing Belts (MXL, XL, L, H, XH, XXH)	42-53
Hi-Power® II PowerBand® V-Belts (A, B, C, D)	117-121	PowerGrip® TruMotion® Belts	19-23
Long-Length Poly Chain® GT® Carbon™ Belting	70	PowerGrip® Twin Power® Timing Belts (TPXL, TPL, TPH)	63-69
Long-Length PowerGrip® GT®2 Belting	71-72	Predator® PowerBand® Belts (CP, 3VP, 5VP, 8VP)	108-110
Long-Length PowerGrip® HTD® Belting	73	Predator® Single Belts (AP, BP, CP, 5VP, 8VP, SPB-P, SPC-P)	104-107
Long-Length PowerGrip® Timing Belting	74	Preventive Maintenance Tools	1
Metric-Power™ V-Belts	125-128	Round Endless Belts (1/4", 5/16", 3/8", 7/16", 1/2", 9/16")	148-152
Micro-V® Belts (J, L, M)	135-136	Snowmobile Belts (Xtreme®, Trail Runner®)	137-138
Multi-Speed Belts (Variable Speed)	139-143	Super HC® Belts (3V, 5V, 8V)	94-95
Nu-T-Link® Belting	144	Super HC® Molded Notch Belts (3VX, 5VX)	96-98
Poly Chain® GT® Belts – 5M	9	Super HC® Molded Notch PowerBand® Belts (3VX, 5VX)	102-103
Poly Chain® GT® Carbon™ – Extended Length Belts	6	Super HC® PowerBand® Belts (3V, 5V, 8V)	99-101
Poly Chain® GT® Carbon™ Belts – 8M Short Length	8	Synchro-Power® Polyurethane Belting	75
Poly Chain® GT® Carbon™ Belts	2-5	Synchro-Power® Polyurethane Belts	76-93
Poly Chain® HTD® Belts (14M)	10-11	Tri-Power® Belts (AX, BX, CX)	122-124
Polyflex® Belts (3M, 5M, 7M, 11M)	168-170	Truflex® V-Belts (2L, 3L, 4L, 5L)	159-162
Polyflex® JB® Belts (3MJB, 5MJB, 7MJB, 11MJB)	171-176	Tubewinder Belts	146
Power Curve® Belts	134	Urethane Round Endless Belts (1/16", 3/32", 1/8", 5/32", 3/16", 7/32", 1/4", 5/16", 3/8")	153-158
Power Round® Belts (9/16")	147		
PoweRated® V-Belts (67, 68, 69)	163-165		

## Metal Products

DESCRIPTION	PAGE	DESCRIPTION	PAGE
5VS & 8VS Adjustable Speed Sheaves – QD®	237-238	PowerGrip® GT®2 Sprockets – 2MR and 3MR	201-204
Draftguard® Anti-Rotation Device	186	PowerGrip® GT®2 Sprockets – 8M and 14M	193-199
H-Type Bushings	266	PowerGrip® HTD® Sprockets (3M, 5M, 20)	205-209
Idler Brackets and Hardware	269	PowerGrip® Timing Pulleys	210-215
Idler Hardware Dimensional Data	268	QD® Bushings – English Sizes	251-253
JVS Adjustable Speed Sheaves – Bored-to-Size	236	QD® Bushings – Metric Sizes	255
Light-Duty Sheaves – Bored-to-Size	241-243	QD® VS Bushings – English Sizes	254
Light-Duty Sheaves – Bushed	245-247	QT-Type Bushings	267
Light-Duty Sheaves – QT Bushed	248-250	Stainless Steel Taper-Lock® Bushings – English Sizes	261
Light-Duty Sheaves – Variable Pitch	244	Stainless Steel Taper-Lock® Bushings – Metric Sizes	263
Multi-Duty® Sheaves – QD®	225-235	Super HC® Sheaves – QD®	216-224
Poly Chain® GT®2 Idler Hardware	185	SVS Adjustable Speed Sheaves – Bored-To-Size	239-240
Poly Chain® GT®2 Sprockets – Stainless Steel	187-188	Taper-Lock® Bushings – English Sizes	256-260
Poly Chain® GT®2 Sprockets (8M, 14M)	177-184	Taper-Lock® Bushings – Metric Sizes	262
Poly Chain® GT®2 Sprockets – Re-Work Charge	189-190	Taper-Lock® Bushings – Reborable	264
PowerGrip® GT®2 and Poly Chain® GT® – 5M Sprockets	191-192	Taper-Lock® Bushings – Reborable Finished	265
PowerGrip® GT®2 Idler Hardware	200		

Complete dimensions, CAD drawings and 3D solid models of Gates synchronous belt hardware are available online at [www.gates.com/designview](http://www.gates.com/designview).



The Driving Force in Power Transmission®

## Preventive Maintenance Tools

TENSION TESTERS

Proper tension, installation and maintenance can extend belt life and reduce costly downtime. Some of Gates most popular preventive maintenance tools include:

### A. Sonic Tension Meter - Model 507C

**Product No. 7420-0507**

For extremely accurate belt tension measuring, the Gates Sonic Tension Meter is an electronic device that measures the natural frequency of a free stationary belt span and instantly computes the static belt tension based upon the belt span length, belt width, and belt type. The Sonic Tension Meter can be used with synchronous and V-belts. Other features include:

- Output readings can be switched between pounds, kilograms, newtons and hertz.
- Auto gain control automatically adjusts meter sensitivity.
- Auto frequency range filters for background noise.
- Frequency range from 10 - 5,000 Hz.

### B. Kriket Gauges

**Product No. 7401-0071**

For tensioning automotive V-belts up to and including 7/8" top width

**Product No. 7401-0072**

For tensioning automotive V-ribbed belts up to 8 ribs in width.

### C. Pencil Type Tension Tester

**Product No. 7401-0076**

Maximum deflection force: 30 lbs. For use with all small V-belts and synchronous belts.

### D. Double Barrel Tension Tester

**Product No. 7401-0075**

Maximum deflection force: 66 lbs. For use with all multiple V-belts and large synchronous belts.

### E. Five Barrel Tension Tester

**Product No. 7401-0079**

Maximum deflection force: 165 lbs. For use with multiple V-belts and large synchronous belts.

### Sonic Tension Meter and Accessories

Product No.	Description
7420-0205	Flat Flexible Sensor
7420-0206	Cord Sensor
7420-0208	A/C Adapter for 305 Series
7420-0212	Inductive Sensor (Magnets Included)
7420-0507	Sonic Tension Meter Model 507C

### Preventative Maintenance Tools

Product No.	Description
9975-0002	PM Kit



### F. EZ Align® Precision Laser Alignment Device

**Product No. 7420-1000**

Identifies common types of pulley misalignment.

### G. Truflex® and PowerRated® Belt Length Finder

**Product No. 7401-0012**

Measures FHP belts up to 107" to determine equivalent Truflex or PowerRated belt numbers.

### H. Sheave Gauges

**Product No. 7401-0014 and 7401-0013**

Helps to identify worn sheaves and damaged belts.

### Tensioning and Alignment Devices

Product No.	Description
7401-0076	30 Lb. Pencil Type
7401-0075	66 Lb. Double Barrel
7401-0079	165 Lb. Five Barrel
7401-0014	Sheave Gauge - English
7401-0013	Sheave Gauge - Metric
7401-0012	Truflex and PowerRated Belt Length Finder
7401-0071	Kriket Belt Tension Tester - .30 Lbs.
7401-0072	Kriket II Belt Tension Tester - .32 Lbs.
7420-1000	EZ Align Laser Alignment Device



## Poly Chain® GT® Carbon™ Belts

Poly Chain GT Carbon Belts — Nothing Tougher.

Give yourself a competitive advantage by designing in the Gates Poly Chain GT Carbon drive system instead of roller chain in your next power transmission application.

The patented use of Carbon Fiber as the tensile cord in this belt provides increased horsepower rating for greater power density and compactness and increased flexibility, allowing the use of backside idlers. When combined with Gates Poly Chain GT2 sprockets, you have a lightweight, long-lasting, maintenance-free system that's more than a match for roller chain.

### Markets/Applications

All industrial markets, especially suited to replace roller chain drives. Narrow width minimizes reducer overhung loads and left-justified hubs on Poly Chain GT2 sprockets accommodate short shaft lengths.

### Features/Advantages

- Maintenance-free, clean solution for roller chain drive conversion
  - Significantly reduces maintenance costs
  - Equivalent capacity to roller chain drives in the same width
  - Easy rust-free wash-down with Gates Stainless Steel or Nickel Plated hardware
  - Fast drive conversion payback
  - Quieter than roller chain drives
- New construction provides up to 55% more low-speed capacity than the original PCGT construction and 15% more than PCGT2.
- Gates **curvilinear tooth profile** provides high shear strength, noise reduction, and improved load carrying capacity.
- Robust **carbon tensile cord** combines minimal stretch with extraordinary strength and load carrying capacity, while absorbing shock and surge loads.
- Durable **polyurethane construction** resists chemicals, oil, pollutants, and abrasion.
- **Nylon tooth facing** reduces friction and eliminates the need for lubrication.
- Fully operational in temperature extremes of -65°F to +185°F (-54°C to +85°C).

### Recommended Sprockets

Poly Chain GT2 Sprockets - 8M and 14M

### Notes

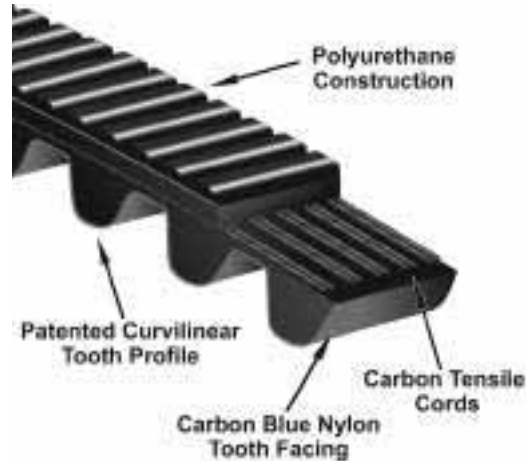
Poly Chain GT Carbon belts can be used on existing drives as replacement for previous generation Poly Chain belts.

Poly Chain GT Carbon belt part numbers are identical to those of Poly Chain GT2: part number 8MGT-1000-21 denotes an 8mm pitch, 1000mm pitch length and 21mm width.

Belt **pitch** is the distance in millimeters between two adjacent tooth centers as measured on the pitch line of the belt. Belt **pitch length** is the total length (circumference) in millimeters as measured along the pitch line. The theoretical pitch line of a Poly Chain GT Carbon belt lies within the tensile member.

**WARNING:** Use of non-Gates manufactured sprockets is not recommended: Gates Poly Chain GT2 sprockets are manufactured, specified and tested to fully support the full capabilities of the Poly Chain GT Carbon belt. Product performance cannot be guaranteed when non-Gates sprockets are used.

Always utilize Taper-Lock® type Poly Chain GT2 Sprockets when designing a new Poly Chain GT Carbon belt drive system.



POLY CHAIN BELTS

## Product No. Series 9274

### 8mm Pitch — 12mm Wide

Part No.	Product No.	No. of Teeth	Pitch Length (In.)	Wt. Ea. (Lbs.)
8MGT-640-12	9274-0080	80	25.20	.40
8MGT-720-12	9274-0090	90	28.35	.47
8MGT-800-12	9274-0100	100	31.50	.50
8MGT-896-12	9274-0112	112	35.28	.55
8MGT-960-12	9274-0120	120	37.80	.58
8MGT-1000-12	9274-0125	125	39.37	.60
8MGT-1040-12	9274-0130	130	40.95	.65

Part No.	Product No.	No. of Teeth	Pitch Length (In.)	Wt. Ea. (Lbs.)
8MGT-1120-12	9274-0140	140	44.09	.68
8MGT-1200-12	9274-0150	150	47.24	.70
8MGT-1224-12	9274-0153	153	48.19	.72
8MGT-1280-12	9274-0160	160	50.39	.75
8MGT-1440-12	9274-0180	180	56.69	.80
8MGT-1600-12	9274-0200	200	62.99	.90
8MGT-1760-12	9274-0220	220	69.29	.95





# Poly Chain® GT® Carbon™ Belts

## Product No. Series 9274 (continued)

### 8mm Pitch — 12mm Wide (continued)

Part No.	Product No.	No. of Teeth	Pitch Length (In.)	Wt. Ea. (Lbs.)
8MGT-1792-12	9274-0224	224	70.55	1.00
8MGT-2000-12	9274-0250	250	78.74	1.10
8MGT-2200-12	9274-0275	275	86.61	1.15
8MGT-2240-12	9274-0280	280	88.19	1.20
8MGT-2400-12	9274-0300	300	94.49	1.30
8MGT-2520-12	9274-0315	315	99.21	1.35
8MGT-2600-12	9274-0325	325	102.36	1.40
8MGT-2800-12	9274-0350	350	110.24	1.50

Part No.	Product No.	No. of Teeth	Pitch Length (In.)	Wt. Ea. (Lbs.)
8MGT-2840-12	9274-0355	355	111.81	1.52
8MGT-3048-12	9274-0381	381	120.00	1.65
8MGT-3200-12	9274-0400	400	125.98	1.70
8MGT-3280-12	9274-0410	410	129.13	1.75
8MGT-3600-12	9274-0450	450	141.73	1.85
8MGT-4000-12	9274-0500	500	157.48	2.10
8MGT-4400-12	9274-0550	550	173.23	2.25
8MGT-4480-12	9274-0560	560	176.38	2.33

### 8mm Pitch — 21mm Wide

Part No.	Product No.	No. of Teeth	Pitch Length (In.)	Wt. Ea. (Lbs.)
8MGT-640-21	9274-1080	80	25.20	.40
8MGT-720-21	9274-1090	90	28.35	.45
8MGT-800-21	9274-1100	100	31.50	.50
8MGT-896-21	9274-1112	112	35.28	.53
8MGT-960-21	9274-1120	120	37.80	.58
8MGT-1000-21	9274-1125	125	39.37	.60
8MGT-1040-21	9274-1130	130	40.95	.65
8MGT-1120-21	9274-1140	140	44.09	.70
8MGT-1200-21	9274-1150	150	47.24	.75
8MGT-1224-21	9274-1153	153	48.19	.75
8MGT-1280-21	9274-1160	160	50.39	.80
8MGT-1440-21	9274-1180	180	56.69	.90
8MGT-1600-21	9274-1200	200	62.99	1.00
8MGT-1760-21	9274-1220	220	69.29	1.15
8MGT-1792-21	9274-1224	224	70.55	1.15

Part No.	Product No.	No. of Teeth	Pitch Length (In.)	Wt. Ea. (Lbs.)
8MGT-2000-21	9274-1250	250	78.74	1.25
8MGT-2200-21	9274-1275	275	86.61	1.38
8MGT-2240-21	9274-1280	280	88.19	1.40
8MGT-2400-21	9274-1300	300	94.49	1.50
8MGT-2520-21	9274-1315	315	99.21	1.60
8MGT-2600-21	9274-1325	325	102.36	1.65
8MGT-2800-21	9274-1350	350	110.24	1.75
8MGT-2840-21	9274-1355	355	111.81	1.80
8MGT-3048-21	9274-1381	381	120.00	1.90
8MGT-3200-21	9274-1400	400	125.98	2.05
8MGT-3280-21	9274-1410	410	129.13	2.10
8MGT-3600-21	9274-1450	450	141.73	2.25
8MGT-4000-21	9274-1500	500	157.48	2.55
8MGT-4400-21	9274-1550	550	173.23	2.75
8MGT-4480-21	9274-1560	560	176.38	2.80

### 8mm Pitch — 36mm Wide

Part No.	Product No.	No. of Teeth	Pitch Length (In.)	Wt. Ea. (Lbs.)
8MGT-640-36	9274-2080	80	25.20	.70
8MGT-720-36	9274-2090	90	28.35	.75
8MGT-800-36	9274-2100	100	31.50	.80
8MGT-896-36	9274-2112	112	35.28	.90
8MGT-960-36	9274-2120	120	37.80	.97
8MGT-1000-36	9274-2125	125	39.37	1.00
8MGT-1040-36	9274-2130	130	40.95	1.02
8MGT-1120-36	9274-2140	140	44.09	1.10
8MGT-1200-36	9274-2150	150	47.24	1.12
8MGT-1224-36	9274-2153	153	48.19	1.20
8MGT-1280-36	9274-2160	160	50.39	1.25
8MGT-1440-36	9274-2180	180	56.69	1.35
8MGT-1600-36	9274-2200	200	62.99	1.45
8MGT-1760-36	9274-2220	220	69.29	1.60
8MGT-1792-36	9274-2224	224	70.55	1.65

Part No.	Product No.	No. of Teeth	Pitch Length (In.)	Wt. Ea. (Lbs.)
8MGT-2000-36	9274-2250	250	78.74	1.70
8MGT-2200-36	9274-2275	275	86.61	1.88
8MGT-2240-36	9274-2280	280	88.19	1.90
8MGT-2400-36	9274-2300	300	94.49	2.00
8MGT-2520-36	9274-2315	315	99.21	2.15
8MGT-2600-36	9274-2325	325	102.36	2.30
8MGT-2800-36	9274-2350	350	110.24	2.40
8MGT-2840-36	9274-2355	355	111.81	2.50
8MGT-3048-36	9274-2381	381	120.00	2.62
8MGT-3200-36	9274-2400	400	125.98	2.70
8MGT-3280-36	9274-2410	410	129.13	2.72
8MGT-3600-36	9274-2450	450	141.73	2.95
8MGT-4000-36	9274-2500	500	157.48	3.25
8MGT-4400-36	9274-2550	550	173.23	3.55
8MGT-4480-36	9274-2560	560	176.38	3.60

### 8mm Pitch — 62mm Wide

Part No.	Product No.	No. of Teeth	Pitch Length (In.)	Wt. Ea. (Lbs.)
8MGT-640-62	9274-3080	80	25.20	.80
8MGT-720-62	9274-3090	90	28.35	1.00
8MGT-800-62	9274-3100	100	31.50	1.08
8MGT-896-62	9274-3112	112	35.28	1.20
8MGT-960-62	9274-3120	120	37.80	1.25
8MGT-1000-62	9274-3125	125	39.37	1.30
8MGT-1040-62	9274-3130	130	40.95	1.35

Part No.	Product No.	No. of Teeth	Pitch Length (In.)	Wt. Ea. (Lbs.)
8MGT-1120-62	9274-3140	140	44.09	1.40
8MGT-1200-62	9274-3150	150	47.24	1.75
8MGT-1224-62	9274-3153	153	48.19	1.65
8MGT-1280-62	9274-3160	160	50.39	1.70
8MGT-1440-62	9274-3180	180	56.69	1.85
8MGT-1600-62	9274-3200	200	62.99	2.00
8MGT-1760-62	9274-3220	220	69.29	2.10

POLY CHAIN BELTS





## Poly Chain® GT® Carbon™ Belts

### Product No. Series 9274 (continued)

#### 8mm Pitch — 62mm Wide (continued)

Part No.	Product No.	No. of Teeth	Pitch Length (In.)	Wt. Ea. (Lbs.)
8MGT-1792-62	9274-3224	224	70.55	2.10
8MGT-2000-62	9274-3250	250	78.74	2.30
8MGT-2200-62	9274-3275	275	86.61	2.50
8MGT-2240-62	9274-3280	280	88.19	2.55
8MGT-2400-62	9274-3300	300	94.49	2.80
8MGT-2520-62	9274-3315	315	99.21	2.90
8MGT-2600-62	9274-3325	325	102.36	2.95
8MGT-2800-62	9274-3350	350	110.24	3.10

Part No.	Product No.	No. of Teeth	Pitch Length (In.)	Wt. Ea. (Lbs.)
8MGT-2840-62	9274-3355	355	111.81	3.15
8MGT-3048-62	9274-3381	381	120.00	3.40
8MGT-3200-62	9274-3400	400	125.98	3.60
8MGT-3280-62	9274-3410	410	129.13	3.70
8MGT-3600-62	9274-3450	450	141.73	4.05
8MGT-4000-62	9274-3500	500	157.48	4.40
8MGT-4400-62	9274-3550	550	173.23	4.80
8MGT-4480-62	9274-3560	560	176.38	4.90

#### 14mm Pitch — 20mm Wide

Part No.	Product No.	No. of Teeth	Pitch Length (In.)	Wt. Ea. (Lbs.)
14MGT-994-20	9274-4071	71	39.13	1.30
14MGT-1120-20	9274-4080	80	44.09	1.35
14MGT-1190-20	9274-4085	85	46.85	1.40
14MGT-1260-20	9274-4090	90	49.61	1.45
14MGT-1400-20	9274-4100	100	55.12	1.55
14MGT-1568-20	9274-4112	112	61.73	1.65
14MGT-1610-20	9274-4115	115	63.39	1.70
14MGT-1750-20	9274-4125	125	68.90	1.75
14MGT-1890-20	9274-4135	135	74.41	1.75
14MGT-1960-20	9274-4140	140	77.17	1.80
14MGT-2100-20	9274-4150	150	82.68	1.90
14MGT-2240-20	9274-4160	160	88.19	1.98
14MGT-2310-20	9274-4165	165	90.95	2.05
14MGT-2380-20	9274-4170	170	93.70	2.10

Part No.	Product No.	No. of Teeth	Pitch Length (In.)	Wt. Ea. (Lbs.)
14MGT-2450-20	9274-4175	175	96.46	2.15
14MGT-2520-20	9274-4180	180	99.21	2.20
14MGT-2590-20	9274-4185	185	101.97	2.20
14MGT-2660-20	9274-4190	190	104.72	2.25
14MGT-2800-20	9274-4200	200	110.24	2.30
14MGT-3136-20	9274-4224	224	123.46	2.50
14MGT-3304-20	9274-4236	236	130.08	2.55
14MGT-3360-20	9274-4240	240	132.28	2.60
14MGT-3500-20	9274-4250	250	137.80	2.70
14MGT-3850-20	9274-4275	275	151.58	2.85
14MGT-3920-20	9274-4280	280	154.33	2.95
14MGT-4326-20	9274-4309	309	170.32	3.15
14MGT-4410-20	9274-4315	315	173.62	3.20

#### 14mm Pitch — 37mm Wide

Part No.	Product No.	No. of Teeth	Pitch Length (In.)	Wt. Ea. (Lbs.)
14MGT-994-37	9274-5071	71	39.13	1.60
14MGT-1120-37	9274-5080	80	44.09	1.70
14MGT-1190-37	9274-5085	85	46.85	1.75
14MGT-1260-37	9274-5090	90	49.61	1.80
14MGT-1400-37	9274-5100	100	55.12	2.05
14MGT-1568-37	9274-5112	112	61.73	2.20
14MGT-1610-37	9274-5115	115	63.39	2.30
14MGT-1750-37	9274-5125	125	68.90	2.45
14MGT-1890-37	9274-5135	135	74.41	2.55
14MGT-1960-37	9274-5140	140	77.17	2.60
14MGT-2100-37	9274-5150	150	82.68	2.70
14MGT-2240-37	9274-5160	160	88.19	2.85
14MGT-2310-37	9274-5165	165	90.95	2.90
14MGT-2380-37	9274-5170	170	93.70	3.00

Part No.	Product No.	No. of Teeth	Pitch Length (In.)	Wt. Ea. (Lbs.)
14MGT-2450-37	9274-5175	175	96.46	3.10
14MGT-2520-37	9274-5180	180	99.21	3.20
14MGT-2590-37	9274-5185	185	101.97	3.25
14MGT-2660-37	9274-5190	190	104.72	3.35
14MGT-2800-37	9274-5200	200	110.24	3.40
14MGT-3136-37	9274-5224	224	123.46	3.65
14MGT-3304-37	9274-5236	236	130.08	3.85
14MGT-3360-37	9274-5240	240	132.28	3.85
14MGT-3500-37	9274-5250	250	137.80	3.95
14MGT-3850-37	9274-5275	275	151.58	4.25
14MGT-3920-37	9274-5280	280	154.33	4.35
14MGT-4326-37	9274-5309	309	170.32	4.70
14MGT-4410-37	9274-5315	315	173.62	4.75

#### 14mm Pitch — 68mm Wide

Part No.	Product No.	No. of Teeth	Pitch Length (In.)	Wt. Ea. (Lbs.)
14MGT-994-68	9274-6071	71	39.13	2.40
14MGT-1120-68	9274-6080	80	44.09	2.60
14MGT-1190-68	9274-6085	85	46.85	2.70
14MGT-1260-68	9274-6090	90	49.61	2.80
14MGT-1400-68	9274-6100	100	55.12	3.00
14MGT-1568-68	9274-6112	112	61.73	3.25
14MGT-1610-68	9274-6115	115	63.39	3.40
14MGT-1750-68	9274-6125	125	68.90	3.60
14MGT-1890-68	9274-6135	135	74.41	3.95

Part No.	Product No.	No. of Teeth	Pitch Length (In.)	Wt. Ea. (Lbs.)
14MGT-1960-68	9274-6140	140	77.17	4.00
14MGT-2100-68	9274-6150	150	82.68	4.20
14MGT-2240-68	9274-6160	160	88.19	4.50
14MGT-2310-68	9274-6165	165	90.95	4.70
14MGT-2380-68	9274-6170	170	93.70	4.70
14MGT-2450-68	9274-6175	175	96.46	4.85
14MGT-2520-68	9274-6180	180	99.21	4.90
14MGT-2590-68	9274-6185	185	101.97	5.00
14MGT-2660-68	9274-6190	190	104.72	5.15





## Poly Chain® GT® Carbon™ Belts

### Product No. Series 9274 (continued)

#### 14mm Pitch — 68mm Wide (continued)

Part No.	Product No.	No. of Teeth	Pitch Length (In.)	Wt. Ea. (Lbs.)
14MGT-2800-68	9274-6200	200	110.24	5.20
14MGT-3136-68	9274-6224	224	123.46	5.80
14MGT-3304-68	9274-6236	236	130.08	6.05
14MGT-3360-68	9274-6240	240	132.28	6.10
14MGT-3500-68	9274-6250	250	137.80	6.30

Part No.	Product No.	No. of Teeth	Pitch Length (In.)	Wt. Ea. (Lbs.)
14MGT-3850-68	9274-6275	275	151.58	6.80
14MGT-3920-68	9274-6280	280	154.33	7.00
14MGT-4326-68	9274-6309	309	170.32	7.70
14MGT-4410-68	9274-6315	315	173.62	7.85

#### 14mm Pitch — 90mm Wide

Part No.	Product No.	No. of Teeth	Pitch Length (In.)	Wt. Ea. (Lbs.)
14MGT-994-90	9274-7071	71	39.13	3.00
14MGT-1120-90	9274-7080	80	44.09	3.30
14MGT-1190-90	9274-7085	85	46.85	3.35
14MGT-1260-90	9274-7090	90	49.61	3.60
14MGT-1400-90	9274-7100	100	55.12	3.35
14MGT-1568-90	9274-7112	112	61.73	4.10
14MGT-1610-90	9274-7115	115	63.39	4.25
14MGT-1750-90	9274-7125	125	68.90	4.50
14MGT-1890-90	9274-7135	135	74.41	4.85
14MGT-1960-90	9274-7140	140	77.17	4.95
14MGT-2100-90	9274-7150	150	82.68	5.20
14MGT-2240-90	9274-7160	160	88.19	5.45
14MGT-2310-90	9274-7165	165	90.95	5.50
14MGT-2380-90	9274-7170	170	93.70	5.70

Part No.	Product No.	No. of Teeth	Pitch Length (In.)	Wt. Ea. (Lbs.)
14MGT-2450-90	9274-7175	175	96.46	5.85
14MGT-2520-90	9274-7180	180	99.21	5.90
14MGT-2590-90	9274-7185	185	101.97	5.95
14MGT-2660-90	9274-7190	190	104.72	6.10
14MGT-2800-90	9274-7200	200	110.24	6.40
14MGT-3136-90	9274-7224	224	123.46	7.00
14MGT-3304-90	9274-7236	236	130.08	7.35
14MGT-3360-90	9274-7240	240	132.28	7.50
14MGT-3500-90	9274-7250	250	137.80	7.70
14MGT-3850-90	9274-7275	275	151.58	8.30
14MGT-3920-90	9274-7280	280	154.33	8.50
14MGT-4326-90	9274-7309	309	170.32	9.20
14MGT-4410-90	9274-7315	315	173.62	9.30

POLY CHAIN BELTS

#### 14mm Pitch — 125mm Wide

Part No.	Product No.	No. of Teeth	Pitch Length (In.)	Wt. Ea. (Lbs.)
14MGT-994-125	9274-8071	71	39.13	3.60
14MGT-1120-125	9274-8080	80	44.09	3.90
14MGT-1190-125	9274-8085	85	46.85	4.00
14MGT-1260-125	9274-8090	90	49.61	4.20
14MGT-1400-125	9274-8100	100	55.12	4.60
14MGT-1568-125	9274-8112	112	61.73	5.00
14MGT-1610-125	9274-8115	115	63.39	5.20
14MGT-1750-125	9274-8125	125	68.90	5.40
14MGT-1890-125	9274-8135	135	74.41	6.20
14MGT-1960-125	9274-8140	140	77.17	6.00
14MGT-2100-125	9274-8150	150	82.68	6.50
14MGT-2240-125	9274-8160	160	88.19	7.00
14MGT-2310-125	9274-8165	165	90.95	7.00
14MGT-2380-125	9274-8170	170	93.70	7.10

Part No.	Product No.	No. of Teeth	Pitch Length (In.)	Wt. Ea. (Lbs.)
14MGT-2450-125	9274-8175	175	96.46	7.20
14MGT-2520-125	9274-8180	180	99.21	7.40
14MGT-2590-125	9274-8185	185	101.97	7.60
14MGT-2660-125	9274-8190	190	104.72	7.75
14MGT-2800-125	9274-8200	200	110.24	8.30
14MGT-3136-125	9274-8224	224	123.46	9.10
14MGT-3304-125	9274-8236	236	130.08	9.50
14MGT-3360-125	9274-8240	240	132.28	9.65
14MGT-3500-125	9274-8250	250	137.80	10.00
14MGT-3850-125	9274-8275	275	151.58	10.75
14MGT-3920-125	9274-8280	280	154.33	11.00
14MGT-4326-125	9274-8309	309	170.32	12.00
14MGT-4410-125	9274-8315	315	173.62	12.20





## Poly Chain® GT® Carbon™ - Extended Length Belts

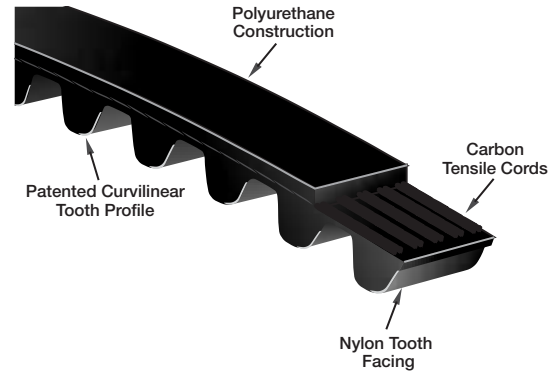
A new and unique manufacturing process allows longer and custom length endless belts than have previously been available. This manufacturing process is used for the following belt length ranges: 8M Pitch Lengths > 4480mm and 14M Pitch Lengths > 4410mm.

### Markets/Applications

All industrial markets requiring long center distance and high load carrying capacity. Especially targeted towards HVAC, roller chain and gear replacement, oil, mining, water treatment plants, pulp and paper, and general manufacturing.

### Features/Advantages

- Durable polyurethane construction resists chemicals, oil, pollutants, and abrasion.
- Fully operational in temperature extremes of -65°F to +185°F (-54°C to +85°C).
- Gates patented curvilinear tooth profile provides high shear strength, and improved load carrying capacity.
- Nylon tooth facing reduces friction and eliminates the need for lubrication.
- Robust carbon tensile cord combines minimal stretch with extraordinary strength and load carrying capacity, while absorbing shock and surge loads.



### Recommended Sprockets

Poly Chain® GT®2 Sprockets - 8M and 14M

### Notes

Belt pitch is the distance in millimeters between two adjacent tooth centers as measured on the pitch line of the belt. Belt pitch length is the total length (circumference) in millimeters as measured along the pitch line. The theoretical pitch line of a Poly Chain® GT® Carbon™ belt lies within the tensile member.

Poly Chain® GT® Carbon™ Spiral Spliced Belts are Standard/Non-Stock and may require lead time. Please check with Customer Service for availability.

**WARNING:** Use of non-Gates manufactured sprockets is not recommended: Gates Poly® Chain® GT®2 sprockets are manufactured, specified and tested to fully support the full capabilities of the Poly Chain® GT® Carbon™ belt. Product performance cannot be guaranteed when non-Gates sprockets are used. Always utilize Taper-Lock® type Gates Poly Chain® GT®2 Sprockets when designing a new Poly Chain® GT® Carbon™ belt drive system.

## Product No. Series 9268

### 14mm Pitch — 37mm Wide

Part No.	Product No.	No. of Teeth	Pitch Length (In.)	Wt. Ea. (Lbs.)
14MGT-4578EL-37	9268-2001	327	180.24	2.92
14MGT-4956EL-37	9268-2004	354	195.12	3.16
14MGT-5320EL-37	9268-2007	380	209.45	3.39

Part No.	Product No.	No. of Teeth	Pitch Length (In.)	Wt. Ea. (Lbs.)
14MGT-5740EL-37	9268-2010	410	225.99	3.66
14MGT-6160EL-37	9268-2013	440	242.52	3.93
14MGT-6860EL-37	9268-2016	490	270.08	4.37

### 14mm Pitch — 68mm Wide

Part No.	Product No.	No. of Teeth	Pitch Length (In.)	Wt. Ea. (Lbs.)
14MGT-4578EL-68	9268-2002	327	180.24	5.36
14MGT-4956EL-68	9268-2005	354	195.12	5.81
14MGT-5320EL-68	9268-2008	380	209.45	6.23

Part No.	Product No.	No. of Teeth	Pitch Length (In.)	Wt. Ea. (Lbs.)
14MGT-5740EL-68	9268-2011	410	225.99	6.73
14MGT-6160EL-68	9268-2014	440	242.52	7.22
14MGT-6860EL-68	9268-2017	490	270.08	8.04

### 14mm Pitch — 90mm Wide

Part No.	Product No.	No. of Teeth	Pitch Length (In.)	Wt. Ea. (Lbs.)
14MGT-4578EL-90	9268-2003	327	180.24	7.10
14MGT-4956EL-90	9268-2006	354	195.12	7.69
14MGT-5320EL-90	9268-2009	380	209.45	8.25

Part No.	Product No.	No. of Teeth	Pitch Length (In.)	Wt. Ea. (Lbs.)
14MGT-5740EL-90	9268-2012	410	225.98	8.90
14MGT-6160EL-90	9268-2015	440	242.52	9.55
14MGT-6860EL-90	9268-2018	490	270.08	10.64







## Curve Saw Poly Chain® GT®2 Belts

An innovative construction combined with the Gates tooth profile makes the Curve Saw Belt compact and lightweight with extraordinary strength and load carrying capacity. The Curve Saw Belt can be used on the toughest shock loaded applications to reduce down time.

### Markets/Applications

All industrial markets, but particularly suited for Curve Saw applications or any shock loaded application requiring synchronization.

### Features/Advantages

- Gates patented curvilinear tooth profile provides high shear strength, and improved load carrying capacity.
- Unique **aramid tensile cord** combines extraordinary strength and superior shock load capacity.
- Significantly reduces log jams and associated down time.
- **Nylon tooth facing** reduces friction and eliminates the need for lubrication.
- Fully operational in temperature extremes of -65°F to +185°F (-54°C to +85°C).

### Recommended Sprockets

Poly Chain GT2 Sprockets - 14M

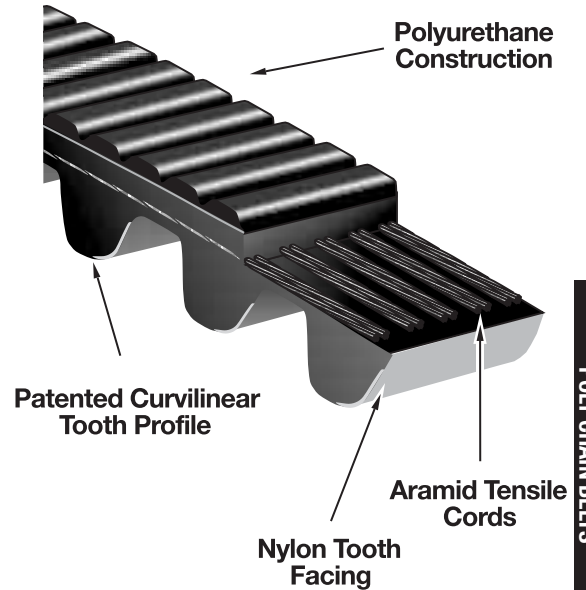
### Notes

**Belt pitch** is the distance in millimeters between two adjacent tooth centers as measured on the **pitch line** of the belt.

**Belt pitch length** is the total length (circumference) in millimeters as measured along the pitch line.

The theoretical pitch line of a Poly Chain GT2 belt lies within the tensile member.

**WARNING:** New designs must utilize the Poly Chain GT2 Sprockets because of the high torque capacity of the Curve Saw Poly Chain GT2 Belt.



### Product No. Series 9279

Part No.	Product No.	No. of Teeth	Pitch Length (In.)	Wt. Ea. (Lbs.)
14M-2520-125PS	9279-0646	180	99.21	4.40
14M-3136-125PS	9279-0647	224	123.46	6.56
14M-3304-125PS	9279-0648	236	130.08	7.20
14M-3500-125PS	9279-0649	250	137.80	8.20





## Poly Chain® GT® Carbon™ Belts - 8M Short Length

Poly Chain GT Carbon Belts — Nothing Tougher™.

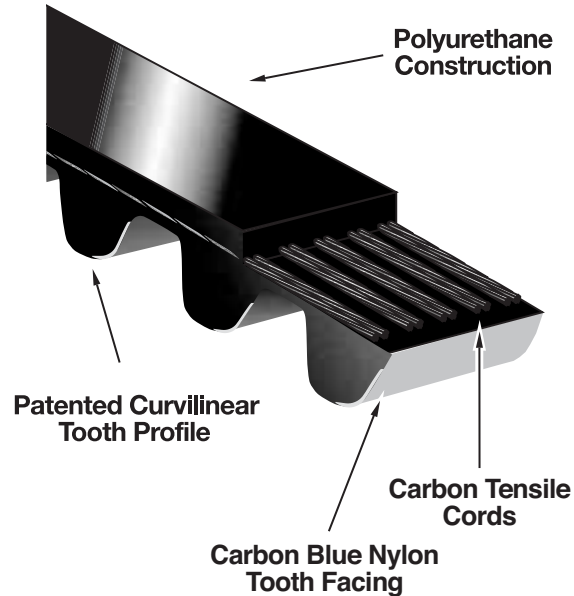
The new Poly Chain GT Carbon belt construction utilizes a polyurethane body combined with Carbon Fiber tensile cords for increased capacity and performance.

### Markets/Applications

All industrial markets requiring short center distance but high-density power. Particularly suited for replacing roller chain on roll-to-roll conveyors.

### Features/Advantages

- Robust **carbon tensile cord** combines minimal stretch with extraordinary strength and load carrying capacity, while absorbing shock and surge loads.
- Durable **polyurethane construction** resists chemicals, oil, pollutants, and abrasion.
- **Nylon tooth facing** reduces friction and eliminates the need for lubrication.
- Gates **patented tooth profile** provides high shear strength, noise reduction, and improved load carrying capacity.
- Fully operational in temperature extremes of -65°F to +185°F (-54°C to +85°C).



POLY CHAIN BELTS

### Recommended Sprockets

Poly Chain GT2

### Notes

Poly Chain GT Carbon belts must be used with sprockets of the same pitch and profile.

Poly Chain GT Carbon part numbers are comprised of pitch, pitch length and width. For example, part number 8M-248-12 denotes an 8mm pitch, 248mm pitch length and 12mm width. Belt **pitch** is the distance in millimeters between two adjacent tooth centers as measured on the pitch line of the belt. Belt **pitch length** is the total length (circumference) in millimeters as measured along the pitch line. The theoretical pitch line of a Poly Chain GT belt lies within the tensile member.

## Product No. Series 9270

### 8mm Pitch — 12mm Wide

Part No.	Product No.	No. of Teeth	Pitch Length (In.)	Wt. Ea. (Lbs.)
8MGT-248-12	9270-1063	31	9.76	.04
8MGT-288-12	9270-1001	36	11.34	.04
8MGT-352-12	9270-1002	44	13.86	.05
8MGT-416-12	9270-1004	52	16.38	.05

Part No.	Product No.	No. of Teeth	Pitch Length (In.)	Wt. Ea. (Lbs.)
8MGT-456-12	9270-1060	57	17.95	.06
8MGT-480-12	9270-1015	60	18.90	.06
8MGT-544-12	9270-1006	68	21.42	.07
8MGT-608-12	9270-1050	76	23.94	.07

### 8mm Pitch — 21mm Wide

Part No.	Product No.	No. of Teeth	Pitch Length (In.)	Wt. Ea. (Lbs.)
8MGT-248-21	9270-1064	31	9.76	.05
8MGT-288-21	9270-1056	36	11.34	.06
8MGT-352-21	9270-1065	44	13.86	.07
8MGT-416-21	9270-1025	52	16.38	.09

Part No.	Product No.	No. of Teeth	Pitch Length (In.)	Wt. Ea. (Lbs.)
8MGT-456-21	9270-1069	57	17.95	.10
8MGT-480-21	9270-1023	60	18.90	.10
8MGT-544-21	9270-1070	68	21.42	.12
8MGT-608-21	9270-1071	76	23.94	.13

### 8mm Pitch — 36mm Wide

Part No.	Product No.	No. of Teeth	Pitch Length (In.)	Wt. Ea. (Lbs.)
8MGT-248-36	9270-1072	31	9.76	.09
8MGT-288-36	9270-1074	36	11.34	.11
8MGT-352-36	9270-1073	44	13.86	.13
8MGT-416-36	9270-1075	52	16.38	.15

Part No.	Product No.	No. of Teeth	Pitch Length (In.)	Wt. Ea. (Lbs.)
8MGT-456-36	9270-1076	57	17.95	.17
8MGT-480-36	9270-1066	60	18.90	.18
8MGT-544-36	9270-1077	68	21.42	.20
8MGT-608-36	9270-1079	76	23.94	.22





## Poly Chain® GT® Belts - 5M

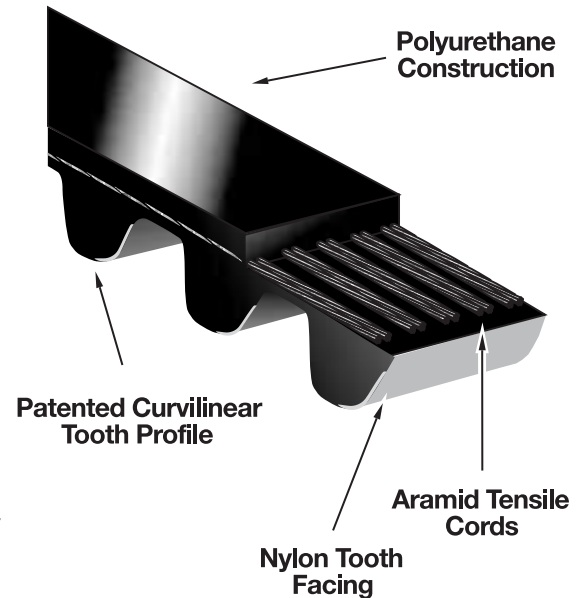
The original Poly Chain GT belt construction utilizes a polyurethane body combined with aramid tensile cords for increased capacity and performance.

### Markets/Applications

All industrial markets requiring high-density power. Especially targeted toward machine tool, roller chain, small conveyors and compact drives where space is a problem.

### Features/Advantages

- Robust **aramid tensile cord** combines minimal stretch with extraordinary strength and load carrying capacity, while absorbing shock and surge loads.
- Durable **polyurethane construction** resists chemicals, oil, pollutants, and abrasion.
- **Nylon tooth facing** reduces friction and eliminates the need for lubrication.
- Gates **patented tooth profile** provides high shear strength, noise reduction, and improved load carrying capacity.
- Fully operational in temperature extremes of -65°F to +185°F (-54°C to +85°C).



POLY CHAIN BELTS

### Recommended Sprockets

PowerGrip GT2 and Poly Chain GT

### Notes

5M Poly Chain GT part numbers are comprised of pitch, pitch length and width. For example; part number 5MGT-425-15 denotes a 5mm pitch, 425mm pitch length and 15mm width.

Belt **pitch** is the distance in millimeters between two adjacent tooth centers as measured on the **pitch line** of the belt. Belt **pitch length** is the total length (circumference) in millimeters as measured along the pitch line. The theoretical pitch line of a Poly Chain GT belt lies within the tensile member.

**WARNING:** 5M Poly Chain GT belts must be used with 5MGT sprockets. Consult your local Gates Field Representative for drive design assistance.

### Product No. Series 9270

#### 5mm Pitch — 9mm Wide

Part No.	Product No.	No. of Teeth	Pitch Length (In.)	Wt. Ea. (Lbs.)
5MGT-300-09	9270-5700	60	11.81	.03
5MGT-375-09	9270-5200	75	14.76	.04
5MGT-425-09	9270-5400	85	16.73	.04

Part No.	Product No.	No. of Teeth	Pitch Length (In.)	Wt. Ea. (Lbs.)
5MGT-535-09	9270-5720	107	21.06	.06
5MGT-600-09	9270-5500	120	23.62	.07
5MGT-815-09	9270-5600	163	32.09	.09

#### 5mm Pitch — 15mm Wide

Part No.	Product No.	No. of Teeth	Pitch Length (In.)	Wt. Ea. (Lbs.)
5MGT-300-15	9270-5680	60	11.81	.02
5MGT-375-15	9270-5250	75	14.76	.03
5MGT-425-15	9270-5425	85	16.73	.04

Part No.	Product No.	No. of Teeth	Pitch Length (In.)	Wt. Ea. (Lbs.)
5MGT-535-15	9270-5730	107	21.06	.05
5MGT-600-15	9270-5525	120	23.62	.06
5MGT-815-15	9270-5625	163	32.09	.09

#### 5mm Pitch — 25mm Wide

Part No.	Product No.	No. of Teeth	Pitch Length (In.)	Wt. Ea. (Lbs.)
5MGT-300-25	9270-5710	60	11.81	.04
5MGT-375-25	9270-5300	75	14.76	.05
5MGT-425-25	9270-5450	85	16.73	.06

Part No.	Product No.	No. of Teeth	Pitch Length (In.)	Wt. Ea. (Lbs.)
5MGT-535-25	9270-5740	107	21.06	.09
5MGT-600-25	9270-5550	120	23.62	.10
5MGT-815-25	9270-5650	163	32.09	.14





## Poly Chain® HTD® Belts

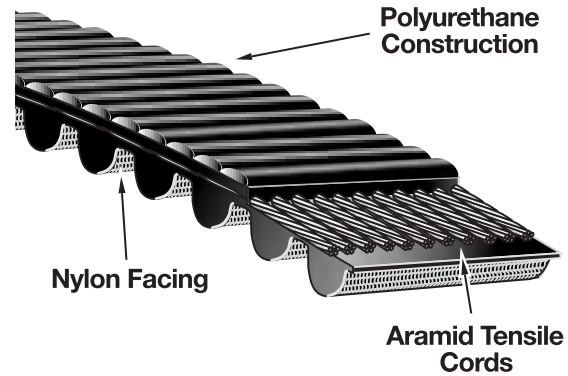
Gates original HTD tooth profile combined with Poly Chain belt construction.

### Markets/Applications

Suitable for replacement of HTD belts in HTD sprockets.

### Features/Advantages

- The durable **polyurethane body** resists chemicals, oil, pollutants, and abrasion.
- Robust **aramid tensile cords** combine minimal stretch with extraordinary strength.
- **Nylon tooth facing** provides durable wear surface for long life.



### Recommended Sprockets

Contact the Gates Made-To-Order Metals Team.

### Notes

Poly Chain HTD Belts are Standard/Non-Stock and may require manufacturing lead times. Contact Customer Service for availability.

Poly Chain HTD part numbers are comprised of pitch, pitch length and width. For example; part number PC1190-14M-55 denotes "PC" for Poly Chain, 1190mm pitch length, 14mm pitch and 55mm width.

Belt **pitch** is the distance in millimeters between two adjacent tooth centers as measured on the pitch line of the belt. Belt **pitch length** is the total length (circumference) in millimeters as measured along the pitch line. The theoretical pitch line of a Poly Chain HTD belt lies within the tensile member.

POLY CHAIN BELTS

### Product No. Series 9258

#### 14mm Pitch — 20mm Wide

Part No.	Product No.	No. of Teeth	Pitch Length (In.)	Wt. Ea. (Lbs.)
PC966-14M-20	9258-0080	69	38.03	.35
PC1190-14M-20	9258-0087	85	46.85	.44
PC1400-14M-20	9258-0094	100	55.12	.51
PC1610-14M-20	9258-0101	115	63.38	.59
PC1778-14M-20	9258-0108	127	70.00	.65
PC1890-14M-20	9258-0115	135	74.40	.69
PC2100-14M-20	9258-0122	150	82.67	.77
PC2310-14M-20	9258-0129	165	90.94	.84

#### 14mm Pitch — 55mm Wide

Part No.	Product No.	No. of Teeth	Pitch Length (In.)	Wt. Ea. (Lbs.)
PC966-14M-55	9258-0083	69	38.03	.97
PC1190-14M-55	9258-0090	85	46.85	1.20
PC1400-14M-55	9258-0097	100	55.12	1.41
PC1610-14M-55	9258-0104	115	63.38	1.62
PC1778-14M-55	9258-0111	127	70.00	1.79
PC1890-14M-55	9258-0118	135	74.40	1.90
PC2100-14M-55	9258-0125	150	82.67	2.11
PC2310-14M-55	9258-0132	165	90.94	2.32

#### 14mm Pitch — 30mm Wide

Part No.	Product No.	No. of Teeth	Pitch Length (In.)	Wt. Ea. (Lbs.)
PC966-14M-30	9258-0081	69	38.03	.53
PC1190-14M-30	9258-0088	85	46.85	.60
PC1400-14M-30	9258-0095	100	55.12	.77
PC1610-14M-30	9258-0102	115	63.38	.88
PC1778-14M-30	9258-0109	127	70.00	.98
PC1890-14M-30	9258-0116	135	74.40	1.04
PC2100-14M-30	9258-0123	150	82.67	1.15
PC2310-14M-30	9258-0130	165	90.94	1.27

#### 14mm Pitch — 85mm Wide

Part No.	Product No.	No. of Teeth	Pitch Length (In.)	Wt. Ea. (Lbs.)
PC966-14M-85	9258-0084	69	38.03	1.50
PC1190-14M-85	9258-0091	85	46.85	1.85
PC1400-14M-85	9258-0098	100	55.12	2.18
PC1610-14M-85	9258-0105	115	63.38	2.50
PC1778-14M-85	9258-0112	127	70.00	2.76
PC1890-14M-85	9258-0119	135	74.40	2.94
PC2100-14M-85	9258-0126	150	82.67	3.27
PC2310-14M-85	9258-0133	165	90.94	3.59

#### 14mm Pitch — 40mm Wide

Part No.	Product No.	No. of Teeth	Pitch Length (In.)	Wt. Ea. (Lbs.)
PC966-14M-40	9258-0082	69	38.03	.71
PC1190-14M-40	9258-0089	85	46.85	.87
PC1400-14M-40	9258-0096	100	55.12	1.02
PC1610-14M-40	9258-0103	115	63.38	1.18
PC1778-14M-40	9258-0110	127	70.00	1.30
PC1890-14M-40	9258-0117	135	74.40	1.38
PC2100-14M-40	9258-0124	150	82.67	1.54
PC2310-14M-40	9258-0131	165	90.94	1.69

#### 14mm Pitch — 115mm Wide

Part No.	Product No.	No. of Teeth	Pitch Length (In.)	Wt. Ea. (Lbs.)
PC966-14M-115	9258-0085	69	38.03	2.03
PC1190-14M-115	9258-0092	85	46.85	2.50
PC1400-14M-115	9258-0099	100	55.12	2.95
PC1610-14M-115	9258-0106	115	63.38	3.39
PC1778-14M-115	9258-0113	127	70.00	3.74
PC1890-14M-115	9258-0120	135	74.40	4.00
PC2100-14M-115	9258-0127	150	82.67	4.42
PC2310-14M-115	9258-0134	165	90.94	4.86





## Poly Chain<sup>®</sup> HTD<sup>®</sup> Belts

### Product No. Series 9258 *(continued)*

#### 14mm Pitch — 170mm Wide

Part No.	Product No.	No. of Teeth	Pitch Length (In.)	Wt. Ea. (Lbs.)
PC966-14M-170	9258-0086	69	38.03	3.00
PC1190-14M-170	9258-0093	85	46.85	3.70
PC1400-14M-170	9258-0100	100	55.12	4.35
PC1610-14M-170	9258-0107	115	63.38	5.01
PC1778-14M-170	9258-0114	127	70.00	5.53
PC1890-14M-170	9258-0121	135	74.40	5.88
PC2100-14M-170	9258-0128	150	82.67	6.53
PC2310-14M-170	9258-0135	165	90.94	7.19

POLY CHAIN BELTS





## Eliminator® Belts

Gates Eliminator belt eliminates the competition.

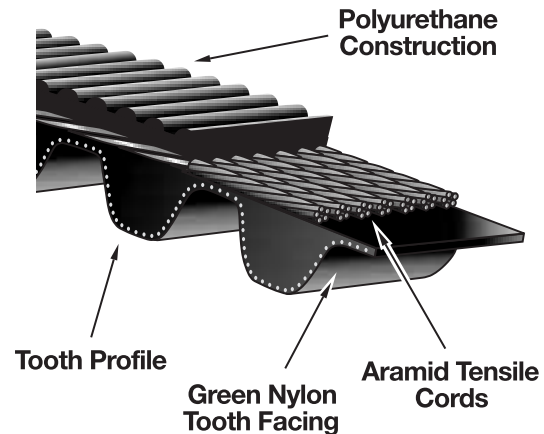
It's a high-performance, polyurethane, synchronous belt designed to replace an RPP® belt of the same pitch, width and comparable length (within approximately +/- .5" on center distance maximum).

### Markets/Applications

Any industrial applications utilizing RPP belts and sprockets, including Good Year® Blackhawk Pd™, Browning® RPP Panther®, Carlisle/Dayco® RPP Panther Ultra and TB Wood's® QT Power Chain®.

### Features/Advantages

- With durable **polyurethane construction** and robust **aramid tensile**, the Eliminator belt will last a minimum of two times longer than competitive RPP belts.
- The Eliminator **tooth profile** is designed to fit all RPP sprocket grooves, therefore it's not necessary to change sprockets, saving money on transaction costs and reducing downtime.
- **Green nylon tooth facing** reduces friction and provides durable wear surface for long life.



### Notes

Eliminator belts are Made-To-Order. Minimum order quantities and manufacturing lead times may apply.

Eliminator part numbers are comprised of pitch, pitch length and width. For example; part number 1280-8M-12E denotes a 1280mm pitch length, 8mm pitch, 12mm width, and "E" for Eliminator.

Belt **pitch** is the distance in millimeters between two adjacent tooth centers as measured on the pitch line of the belt. Belt **pitch length** is the total length (circumference) in millimeters as measured along the pitch line. The theoretical pitch line of an Eliminator belt lies within the tensile member.

## Product No. Series 9307

### 8mm Pitch

Part No.	Product No.	No. of Teeth	Pitch Length (mm)	Pitch Length (In.)	Belt Width (mm)	Belt Width (In.)	Wt. Ea. (Lbs.)
640-8M-12E	9307-0080	80	640	25.197	12	.472	.47
640-8M-22E	9307-1080	80	640	25.197	22	.866	.53
640-8M-35E	9307-2080	80	640	25.197	35	1.378	.80
640-8M-60E	9307-3080	80	640	25.197	60	2.362	.95
720-8M-12E	9307-0090	90	720	28.346	12	.472	.52
720-8M-22E	9307-1090	90	720	28.346	22	.866	.60
720-8M-35E	9307-2090	90	720	28.346	35	1.378	.85
720-8M-60E	9307-3090	90	720	28.346	60	2.362	1.05
800-8M-12E	9307-0100	100	800	31.496	12	.472	.57
800-8M-22E	9307-1100	100	800	31.496	22	.866	.65
800-8M-35E	9307-2100	100	800	31.496	35	1.378	.90
800-8M-60E	9307-3100	100	800	31.496	60	2.362	1.10
896-8M-12E	9307-0112	112	896	35.276	12	.472	.62
896-8M-22E	9307-1112	112	896	35.276	22	.866	.70
896-8M-35E	9307-2112	112	896	35.276	35	1.378	1.00
896-8M-60E	9307-3112	112	896	35.276	60	2.362	1.20
960-8M-12E	9307-0120	120	960	37.795	12	.472	.64
960-8M-22E	9307-1120	120	960	37.795	22	.866	.71
960-8M-35E	9307-2120	120	960	37.795	35	1.378	1.00
960-8M-60E	9307-3120	120	960	37.795	60	2.362	1.22
1040-8M-12E	9307-0130	130	1040	40.945	12	.472	.65
1040-8M-22E	9307-1130	130	1040	40.945	22	.866	.75
1040-8M-35E	9307-2130	130	1040	40.945	35	1.378	1.05
1040-8M-60E	9307-3130	130	1040	40.945	60	2.362	1.30
1120-8M-12E	9307-0140	140	1120	44.094	12	.472	.70
1120-8M-22E	9307-1140	140	1120	44.094	22	.866	.82
1120-8M-35E	9307-2140	140	1120	44.094	35	1.378	1.10
1120-8M-60E	9307-3140	140	1120	44.094	60	2.362	1.40



## Eliminator® Belts

### Product No. Series 9307 (continued)

#### 8mm Pitch (continued)

Part No.	Product No.	No. of Teeth	Pitch Length (mm)	Pitch Length (In.)	Belt Width (mm)	Belt Width (In.)	Wt. Ea. (Lbs.)
1200-8M-12E	9307-0150	150	1200	47.244	12	.472	.75
1200-8M-22E	9307-1150	150	1200	47.244	22	.866	.85
1200-8M-35E	9307-2150	150	1200	47.244	35	1.378	1.15
1200-8M-60E	9307-3150	150	1200	47.244	60	2.362	1.45
1224-8M-12E	9307-0153	153	1224	48.189	12	.472	.75
1224-8M-22E	9307-1153	153	1224	48.189	22	.866	.85
1224-8M-35E	9307-2153	153	1224	48.189	35	1.378	1.15
1224-8M-60E	9307-3153	153	1224	48.189	60	2.362	1.45
1280-8M-12E	9307-0160	160	1280	50.394	12	.472	.80
1280-8M-22E	9307-1160	160	1280	50.394	22	.866	.90
1280-8M-35E	9307-2160	160	1280	50.394	35	1.378	1.20
1280-8M-60E	9307-3160	160	1280	50.394	60	2.362	1.50
1440-8M-12E	9307-0180	180	1440	56.693	12	.472	.85
1440-8M-22E	9307-1180	180	1440	56.693	22	.866	1.00
1440-8M-35E	9307-2180	180	1440	56.693	35	1.378	1.30
1440-8M-60E	9307-3180	180	1440	56.693	60	2.362	1.65
1600-8M-12E	9307-0200	200	1600	62.992	12	.472	.93
1600-8M-22E	9307-1200	200	1600	62.992	22	.866	1.10
1600-8M-35E	9307-2200	200	1600	62.992	35	1.378	1.38
1600-8M-60E	9307-3200	200	1600	62.992	60	2.362	1.80
1760-8M-12E	9307-0220	220	1760	69.291	12	.472	1.00
1760-8M-22E	9307-1220	220	1760	69.291	22	.866	1.20
1760-8M-35E	9307-2220	220	1760	69.291	35	1.378	1.47
1760-8M-60E	9307-3220	220	1760	69.291	60	2.362	1.92
1792-8M-12E	9307-0224	224	1792	70.551	12	.472	1.03
1792-8M-22E	9307-1224	224	1792	70.551	22	.866	1.20
1792-8M-35E	9307-2224	224	1792	70.551	35	1.378	1.48
1792-8M-60E	9307-3224	224	1792	70.551	60	2.362	1.93
2000-8M-12E	9307-0250	250	2000	78.740	12	.472	1.10
2000-8M-22E	9307-1250	250	2000	78.740	22	.866	1.33
2000-8M-35E	9307-2250	250	2000	78.740	35	1.378	1.62
2000-8M-60E	9307-3250	250	2000	78.740	60	2.362	2.12
2200-8M-12E	9307-0275	275	2200	86.614	12	.472	1.20
2200-8M-22E	9307-1275	275	2200	86.614	22	.866	1.45
2200-8M-35E	9307-2275	275	2200	86.614	35	1.378	1.75
2200-8M-60E	9307-3275	275	2200	86.614	60	2.362	2.30
2400-8M-12E	9307-0300	300	2400	94.488	12	.472	1.30
2400-8M-22E	9307-1300	300	2400	94.488	22	.866	1.57
2400-8M-35E	9307-2300	300	2400	94.488	35	1.378	1.85
2400-8M-60E	9307-3300	300	2400	94.488	60	2.362	2.45
2600-8M-12E	9307-0325	325	2600	102.362	12	.472	1.40
2600-8M-22E	9307-1325	325	2600	102.362	22	.866	1.68
2600-8M-35E	9307-2325	325	2600	102.362	35	1.378	1.96
2600-8M-60E	9307-3325	325	2600	102.362	60	2.362	2.62
2800-8M-12E	9307-0350	350	2800	110.236	12	.472	1.50
2800-8M-22E	9307-1350	350	2800	110.236	22	.866	1.80
2800-8M-35E	9307-2350	350	2800	110.236	35	1.378	2.08
2800-8M-60E	9307-3350	350	2800	110.236	60	2.362	2.80
3048-8M-12E	9307-0381	381	3048	120.000	12	.472	1.60
3048-8M-22E	9307-1381	381	3048	120.000	22	.866	1.93
3048-8M-35E	9307-2381	381	3048	120.000	35	1.378	2.25
3048-8M-60E	9307-3381	381	3048	120.000	60	2.362	3.00
3280-8M-12E	9307-0410	410	3280	129.134	12	.472	1.67
3280-8M-22E	9307-1410	410	3280	129.134	22	.866	2.03
3280-8M-35E	9307-2410	410	3280	129.134	35	1.378	2.40
3280-8M-60E	9307-3410	410	3280	129.134	60	2.362	3.20
3600-8M-12E	9307-0450	450	3600	141.732	12	.472	1.83
3600-8M-22E	9307-1450	450	3600	141.732	22	.866	2.25
3600-8M-35E	9307-2450	450	3600	141.732	35	1.378	2.55
3600-8M-60E	9307-3450	450	3600	141.732	60	2.362	3.45

ELIMINATOR BELTS





## Eliminator® Belts

### Product No. Series 9307 (continued)

#### 8mm Pitch (continued)

Part No.	Product No.	No. of Teeth	Pitch Length (mm)	Pitch Length (In.)	Belt Width (mm)	Belt Width (In.)	Wt. Ea. (Lbs.)
4400-8M-12E	9307-0550	550	4400	173.228	12	.472	2.20
4400-8M-22E	9307-1550	550	4400	173.228	22	.866	2.70
4400-8M-35E	9307-2550	550	4400	173.228	35	1.378	3.03
4400-8M-60E	9307-3550	550	4400	173.228	60	2.362	4.15

#### 14mm Pitch

Part No.	Product No.	No. of Teeth	Pitch Length (mm)	Pitch Length (In.)	Belt Width (mm)	Belt Width (In.)	Wt. Ea. (Lbs.)
994-14M-20E	9307-4071	71	994	39.130	20	.787	1.50
994-14M-42E	9307-5071	71	994	39.130	42	1.654	1.80
994-14M-65E	9307-6071	71	994	39.130	65	2.559	2.40
994-14M-90E	9307-7071	71	994	39.130	90	3.543	3.10
994-14M-120E	9307-8071	71	994	39.130	120	4.724	3.60
1190-14M-20E	9307-4085	85	1190	46.850	20	.787	1.68
1190-14M-42E	9307-5085	85	1190	46.850	42	1.654	2.00
1190-14M-65E	9307-6085	85	1190	46.850	65	2.559	2.70
1190-14M-90E	9307-7085	85	1190	46.850	90	3.543	3.40
1190-14M-120E	9307-8085	85	1190	46.850	120	4.724	4.00
1400-14M-20E	9307-4100	100	1400	55.118	20	.787	1.82
1400-14M-42E	9307-5100	100	1400	55.118	42	1.654	2.20
1400-14M-65E	9307-6100	100	1400	55.118	65	2.559	2.90
1400-14M-90E	9307-7100	100	1400	55.118	90	3.543	3.80
1400-14M-120E	9307-8100	100	1400	55.118	120	4.724	4.40
1610-14M-20E	9307-4115	115	1610	63.386	20	.787	1.90
1610-14M-42E	9307-5115	115	1610	63.386	42	1.654	2.40
1610-14M-65E	9307-6115	115	1610	63.386	65	2.559	3.30
1610-14M-90E	9307-7115	115	1610	63.386	90	3.543	4.44
1610-14M-120E	9307-8115	115	1610	63.386	120	4.724	5.27
1750-14M-20E	9307-4125	125	1750	68.898	20	.787	2.00
1750-14M-42E	9307-5125	125	1750	68.898	42	1.654	2.60
1750-14M-65E	9307-6125	125	1750	68.898	65	2.559	3.40
1750-14M-90E	9307-7125	125	1750	68.898	90	3.543	4.66
1750-14M-120E	9307-8125	125	1750	68.898	120	4.724	5.56
1890-14M-20E	9307-4135	135	1890	74.409	20	.787	2.10
1890-14M-42E	9307-5135	135	1890	74.409	42	1.654	2.70
1890-14M-65E	9307-6135	135	1890	74.409	65	2.559	3.60
1890-14M-90E	9307-7135	135	1890	74.409	90	3.543	4.88
1890-14M-120E	9307-8135	135	1890	74.409	120	4.724	5.85
2100-14M-20E	9307-4150	150	2100	82.677	20	.787	2.20
2100-14M-42E	9307-5150	150	2100	82.677	42	1.654	2.90
2100-14M-65E	9307-6150	150	2100	82.677	65	2.559	3.90
2100-14M-90E	9307-7150	150	2100	82.677	90	3.543	5.20
2100-14M-120E	9307-8150	150	2100	82.677	120	4.724	6.29
2310-14M-20E	9307-4165	165	2310	90.945	20	.787	2.35
2310-14M-42E	9307-5165	165	2310	90.945	42	1.654	3.10
2310-14M-65E	9307-6165	165	2310	90.945	65	2.559	4.25
2310-14M-90E	9307-7165	165	2310	90.945	90	3.543	5.53
2310-14M-120E	9307-8165	165	2310	90.945	120	4.724	6.72
2450-14M-20E	9307-4175	175	2450	96.457	20	.787	2.40
2450-14M-42E	9307-5175	175	2450	96.457	42	1.654	3.25
2450-14M-65E	9307-6175	175	2450	96.457	65	2.559	4.45
2450-14M-90E	9307-7175	175	2450	96.457	90	3.543	5.74
2450-14M-120E	9307-8175	175	2450	96.457	120	4.724	7.00
2590-14M-20E	9307-4185	185	2590	101.968	20	.787	2.50
2590-14M-42E	9307-5185	185	2590	101.968	42	1.654	3.40
2590-14M-65E	9307-6185	185	2590	101.968	65	2.559	4.60
2590-14M-90E	9307-7185	185	2590	101.968	90	3.543	5.96
2590-14M-120E	9307-8185	185	2590	101.968	120	4.724	7.30

ELIMINATOR BELTS







# Eliminator® Belts

## Product No. Series 9307 (continued)

### 14mm Pitch (continued)

Part No.	Product No.	No. of Teeth	Pitch Length (mm)	Pitch Length (In.)	Belt Width (mm)	Belt Width (In.)	Wt. Ea. (Lbs.)
2800-14M-20E	9307-4200	200	2800	110.236	20	.787	2.63
2800-14M-42E	9307-5200	200	2800	110.236	42	1.654	3.60
2800-14M-65E	9307-6200	200	2800	110.236	65	2.559	4.95
2800-14M-90E	9307-7200	200	2800	110.236	90	3.543	6.29
2800-14M-120E	9307-8200	200	2800	110.236	120	4.724	7.73
3136-14M-20E	9307-4224	224	3136	123.465	20	.787	2.84
3136-14M-42E	9307-5224	224	3136	123.465	42	1.654	3.92
3136-14M-65E	9307-6224	224	3136	123.465	65	2.559	5.46
3136-14M-90E	9307-7224	224	3136	123.465	90	3.543	6.81
3136-14M-120E	9307-8224	224	3136	123.465	120	4.724	8.34
3360-14M-20E	9307-4240	240	3360	132.283	20	.787	2.96
3360-14M-42E	9307-5240	240	3360	132.283	42	1.654	4.10
3360-14M-65E	9307-6240	240	3360	132.283	65	2.559	5.71
3360-14M-90E	9307-7240	240	3360	132.283	90	3.543	7.16
3360-14M-120E	9307-8240	240	3360	132.283	120	4.724	8.89
3500-14M-20E	9307-4250	250	3500	137.795	20	.787	3.05
3500-14M-42E	9307-5250	250	3500	137.795	42	1.654	4.30
3500-14M-65E	9307-6250	250	3500	137.795	65	2.559	5.95
3500-14M-90E	9307-7250	250	3500	137.795	90	3.543	7.37
3500-14M-120E	9307-8250	250	3500	137.795	120	4.724	9.18
3850-14M-20E	9307-4275	275	3850	151.575	20	.787	3.25
3850-14M-42E	9307-5275	275	3850	151.575	42	1.654	4.60
3850-14M-65E	9307-6275	275	3850	151.575	65	2.559	6.50
3850-14M-90E	9307-7275	275	3850	151.575	90	3.543	7.92
3850-14M-120E	9307-8275	275	3850	151.575	120	4.724	9.91
4326-14M-20E	9307-4309	309	4326	170.315	20	.787	3.55
4326-14M-42E	9307-5309	309	4326	170.315	42	1.654	5.10
4326-14M-65E	9307-6309	309	4326	170.315	65	2.559	7.20
4326-14M-90E	9307-7309	309	4326	170.315	90	3.543	8.80
4326-14M-120E	9307-8309	309	4326	170.315	120	4.724	10.80

ELIMINATOR BELTS





# Eliminator® Competitive Crossover

Goodyear® BlackHawk Pd®	Carlisle/Dayco® Panther® Ultra	T.B. Woods® QT Power Chain®	Browning® RPP® Panther®	Gates Eliminator
480 8M BH 12	480PTH8M-12	480 8M 12W	480PTH8M-12	—
480 8M BH 22	480PTH8M-22	480 8M 22W	480PTH8M-22	—
480 8M BH 35	480PTH8M-35	480 8M 35W	480PTH8M-35	—
480 8M BH 60	480PTH8M-60	480 8M 60W	480PTH8M-60	—
560 8M BH 12	560PTH8M-12	560 8M 12W	560PTH8M-12	—
560 8M BH 22	560PTH8M-22	560 8M 22W	560PTH8M-22	—
560 8M BH 35	560PTH8M-35	560 8M 35W	560PTH8M-35	—
560 8M BH 60	560PTH8M-60	560 8M 60W	560PTH8M-60	—
600 8M BH 12	600PTH8M-12	600 8M 12W	600PTH8M-12	—
600 8M BH 22	600PTH8M-22	600 8M 22W	600PTH8M-22	—
600 8M BH 35	600PTH8M-35	600 8M 35W	600PTH8M-35	—
600 8M BH 60	600PTH8M-60	600 8M 60W	600PTH8M-60	—
640 8M BH 12	640PTH8M-12	640 8M 12W	640PTH8M-12	640-8M-12E
640 8M BH 22	640PTH8M-22	640 8M 22W	640PTH8M-22	640-8M-22E
640 8M BH 35	640PTH8M-35	640 8M 35W	640PTH8M-35	640-8M-35E
640 8M BH 60	640PTH8M-60	640 8M 60W	640PTH8M-60	640-8M-60E
720 8M BH 12	720PTH8M-12	720 8M 12W	720PTH8M-12	720-8M-12E
720 8M BH 22	720PTH8M-22	720 8M 22W	720PTH8M-22	720-8M-22E
720 8M BH 35	720PTH8M-35	720 8M 35W	720PTH8M-35	720-8M-35E
720 8M BH 60	720PTH8M-60	720 8M 60W	720PTH8M-60	720-8M-60E
800 8M BH 12	800PTH8M-12	800 8M 12W	800PTH8M-12	800-8M-12E
800 8M BH 22	800PTH8M-22	800 8M 22W	800PTH8M-22	800-8M-22E
800 8M BH 35	800PTH8M-35	800 8M 35W	800PTH8M-35	800-8M-35E
800 8M BH 60	800PTH8M-60	800 8M 60W	800PTH8M-60	800-8M-60E
880 8M BH 12	880PTH8M-12	880 8M 12W	880PTH8M-12	896-8M-12E
880 8M BH 22	880PTH8M-22	880 8M 22W	880PTH8M-22	896-8M-22E
880 8M BH 35	880PTH8M-35	880 8M 35W	880PTH8M-35	896-8M-35E
880 8M BH 60	880PTH8M-60	880 8M 60W	880PTH8M-60	896-8M-60E
960 8M BH 12	960PTH8M-12	960 8M 12W	960PTH8M-12	960-8M-12E
960 8M BH 22	960PTH8M-22	960 8M 22W	960PTH8M-22	960-8M-22E
960 8M BH 35	960PTH8M-35	960 8M 35W	960PTH8M-35	960-8M-35E
960 8M BH 60	960PTH8M-60	960 8M 60W	960PTH8M-60	960-8M-60E
1040 8M BH 12	1040PTH8M-12	1040 8M 12W	1040PTH8M-12	1040-8M-12E
1040 8M BH 22	1040PTH8M-22	1040 8M 22W	1040PTH8M-22	1040-8M-22E
1040 8M BH 35	1040PTH8M-35	1040 8M 35W	1040PTH8M-35	1040-8M-35E
1040 8M BH 60	1040PTH8M-60	1040 8M 60W	1040PTH8M-60	1040-8M-60E
1120 8M BH 12	1120PTH8M-12	1120 8M 12W	1120PTH8M-12	1120-8M-12E
1120 8M BH 22	1120PTH8M-22	1120 8M 22W	1120PTH8M-22	1120-8M-22E
1120 8M BH 35	1120PTH8M-35	1120 8M 35W	1120PTH8M-35	1120-8M-35E
1120 8M BH 60	1120PTH8M-60	1120 8M 60W	1120PTH8M-60	1120-8M-60E
1200 8M BH 12	1200PTH8M-12	1200 8M 12W	1200PTH8M-12	1200-8M-12E
1200 8M BH 22	1200PTH8M-22	1200 8M 22W	1200PTH8M-22	1200-8M-22E
1200 8M BH 35	1200PTH8M-35	1200 8M 35W	1200PTH8M-35	1200-8M-35E
1200 8M BH 60	1200PTH8M-60	1200 8M 60W	1200PTH8M-60	1200-8M-60E
—	1224PTH8M-12	—	1224PTH8M-12	1224-8M-12E
—	1224PTH8M-22	—	1224PTH8M-22	1224-8M-22E
—	1224PTH8M-35	—	1224PTH8M-35	1224-8M-35E
—	1224PTH8M-60	—	1224PTH8M-60	1224-8M-60E
1280 8M BH 12	1280PTH8M-12	1280 8M 12W	1280PTH8M-12	1280-8M-12E
1280 8M BH 22	1280PTH8M-22	1280 8M 22W	1280PTH8M-22	1280-8M-22E
1280 8M BH 35	1280PTH8M-35	1280 8M 35W	1280PTH8M-35	1280-8M-35E
1280 8M BH 60	1280PTH8M-60	1280 8M 60W	1280PTH8M-60	1280-8M-60E
1440 8M BH 12	1440PTH8M-12	1440 8M 12W	1440PTH8M-12	1440-8M-12E
1440 8M BH 22	1440PTH8M-22	1440 8M 22W	1440PTH8M-22	1440-8M-22E
1440 8M BH 35	1440PTH8M-35	1440 8M 35W	1440PTH8M-35	1440-8M-35E
1440 8M BH 60	1440PTH8M-60	1440 8M 60W	1440PTH8M-60	1440-8M-62E
1600 8M BH 12	1600PTH8M-12	1600 8M 12W	1600PTH8M-12	1600-8M-12E
1600 8M BH 22	1600PTH8M-22	1600 8M 22W	1600PTH8M-22	1600-8M-22E
1600 8M BH 35	1600PTH8M-35	1600 8M 35W	1600PTH8M-35	1600-8M-35E
1600 8M BH 60	1600PTH8M-60	1600 8M 60W	1600PTH8M-60	1600-8M-60E
1760 8M BH 12	1760PTH8M-12	1760 8M 12W	1760PTH8M-12	1760-8M-12E
1760 8M BH 22	1760PTH8M-22	1760 8M 22W	1760PTH8M-22	1760-8M-22E
1760 8M BH 35	1760PTH8M-35	1760 8M 35W	1760PTH8M-35	1760-8M-35E
1760 8M BH 60	1760PTH8M-60	1760 8M 60W	1760PTH8M-60	1760-8M-60E

ELIMINATOR BELTS





## Eliminator<sup>®</sup> Competitive Crossover

Goodyear <sup>®</sup> BlackHawk Pd <sup>®</sup>	Carlisle/Dayco <sup>®</sup> Panther <sup>®</sup> Ultra	T.B. Woods <sup>®</sup> QT Power Chain <sup>®</sup>	Browning <sup>®</sup> RPP <sup>®</sup> Panther <sup>®</sup>	Gates Eliminator
1800 8M BH 12	1800PTH8M-12	1800 8M 12W	1800PTH8M-12	1792-8M-12E
1800 8M BH 22	1800PTH8M-22	1800 8M 22W	1800PTH8M-22	1792-8M-22E
1800 8M BH 35	1800PTH8M-35	1800 8M 35W	1800PTH8M-35	1792-8M-35E
1800 8M BH 60	1800PTH8M-60	1800 8M 60W	1800PTH8M-60	1792-8M-60E
2000 8M BH 12	2000PTH8M-12	2000 8M 12W	2000PTH8M-12	2000-8M-12E
2000 8M BH 22	2000PTH8M-22	2000 8M 22W	2000PTH8M-22	2000-8M-22E
2000 8M BH 35	2000PTH8M-35	2000 8M 35W	2000PTH8M-35	2000-8M-35E
2000 8M BH 60	2000PTH8M-60	2000 8M 60W	2000PTH8M-60	2000-8M-60E
—	2200PTH8M-12	2200 8M 12W	2200PTH8M-12	2200-8M-12E
—	2200PTH8M-22	2200 8M 22W	2200PTH8M-22	2200-8M-22E
—	2200PTH8M-35	2200 8M 35W	2200PTH8M-35	2200-8M-35E
—	2200PTH8M-60	2200 8M 60W	2200PTH8M-60	2200-8M-60E
2400 8M BH 12	2400PTH8M-12	2400 8M 12W	2400PTH8M-12	2400-8M-12E
2400 8M BH 22	2400PTH8M-22	2400 8M 22W	2400PTH8M-22	2400-8M-22E
2400 8M BH 35	2400PTH8M-35	2400 8M 35W	2400PTH8M-35	2400-8M-35E
2400 8M BH 60	2400PTH8M-60	2400 8M 60W	2400PTH8M-60	2400-8M-60E
2600 8M BH 12	2600PTH8M-12	2600 8M 12W	2600PTH8M-12	2600-8M-12E
2600 8M BH 22	2600PTH8M-22	2600 8M 22W	2600PTH8M-22	2600-8M-22E
2600 8M BH 35	2600PTH8M-35	2600 8M 35W	2600PTH8M-35	2600-8M-35E
2600 8M BH 60	2600PTH8M-60	2600 8M 60W	2600PTH8M-60	2600-8M-60E
2800 8M BH 12	2800PTH8M-12	2800 8M 12W	2800PTH8M-12	2800-8M-12E
2800 8M BH 22	2800PTH8M-22	2800 8M 22W	2800PTH8M-22	2800-8M-22E
2800 8M BH 35	2800PTH8M-35	2800 8M 35W	2800PTH8M-35	2800-8M-35E
2800 8M BH 60	2800PTH8M-60	2800 8M 60W	2800PTH8M-60	2800-8M-60E
3048 8M BH 12	3048PTH8M-12	3048 8M 12W	3048PTH8M-12	3048-8M-12E
3048 8M BH 22	3048PTH8M-22	3048 8M 22W	3048PTH8M-22	3048-8M-22E
3048 8M BH 35	3048PTH8M-35	3048 8M 35W	3048PTH8M-35	3048-8M-35E
3048 8M BH 60	3048PTH8M-60	3048 8M 60W	3048PTH8M-60	3048-8M-60E
3280 8M BH 12	3280PTH8M-12	3280 8M 12W	3280PTH8M-12	3280-8M-12E
3280 8M BH 22	3280PTH8M-22	3280 8M 22W	3280PTH8M-22	3280-8M-22E
3280 8M BH 35	3280PTH8M-35	3280 8M 35W	3280PTH8M-35	3280-8M-35E
3280 8M BH 60	3280PTH8M-60	3280 8M 60W	3280PTH8M-60	3280-8M-60E
3600 8M BH 12	3600PTH8M-12	3600 8M 12W	3600PTH8M-12	3600-8M-12E
3600 8M BH 22	3600PTH8M-22	3600 8M 22W	3600PTH8M-22	3600-8M-22E
3600 8M BH 35	3600PTH8M-35	3600 8M 35W	3600PTH8M-35	3600-8M-35E
3600 8M BH 60	3600PTH8M-60	3600 8M 60W	3600PTH8M-60	3600-8M-60E
4400 8M BH 12	4400PTH8M-12	4400 8M 12W	4400PTH8M-12	4400-8M-12E
4400 8M BH 22	4400PTH8M-22	4400 8M 22W	4400PTH8M-22	4400-8M-22E
4400 8M BH 35	4400PTH8M-35	4400 8M 35W	4400PTH8M-35	4400-8M-35E
4400 8M BH 60	4400PTH8M-60	4400 8M 60W	4400PTH8M-60	4400-8M-60E
966 14M BH 20	966PTH14M-20	966 14M 20W	966PTH14M-20	994-14M-20E
966 14M BH 42	966PTH14M-42	966 14M 42W	966PTH14M-42	994-14M-42E
966 14M BH 65	966PTH14M-65	966 14M 65W	966PTH14M-65	994-14M-65E
966 14M BH 90	966PTH14M-90	966 14M 90W	966PTH14M-90	994-14M-90E
966 14M BH 120	966PTH14M-120	966 14M 120W	966PTH14M-120	994-14M-120E
1190 14M BH 20	1190PTH14M-20	1190 14M 20W	1190PTH14M-20	1190-14M-20E
1190 14M BH 42	1190PTH14M-42	1190 14M 42W	1190PTH14M-42	1190-14M-42E
1190 14M BH 65	1190PTH14M-65	1190 14M 65W	1190PTH14M-65	1190-14M-65E
1190 14M BH 90	1190PTH14M-90	1190 14M 90W	1190PTH14M-90	1190-14M-90E
1190 14M BH 120	1190PTH14M-120	1190 14M 120W	1190PTH14M-120	1190-14M-120E
1400 14M BH 20	1400PTH14M-20	1400 14M 20W	1400PTH14M-20	1400-14M-20E
1400 14M BH 42	1400PTH14M-42	1400 14M 42W	1400PTH14M-42	1400-14M-42E
1400 14M BH 65	1400PTH14M-65	1400 14M 65W	1400PTH14M-65	1400-14M-65E
1400 14M BH 90	1400PTH14M-90	1400 14M 90W	1400PTH14M-90	1400-14M-90E
1400 14M BH 120	1400PTH14M-120	1400 14M 120W	1400PTH14M-120	1400-14M-120E
1610 14M BH 20	1610PTH14M-20	1610 14M 20W	1610PTH14M-20	1610-14M-20E
1610 14M BH 42	1610PTH14M-42	1610 14M42W	1610PTH14M-42	1610-14M-42E
1610 14M BH 65	1610PTH14M-65	1610 14M 65W	1610PTH14M-65	1610-14M-65E
1610 14M BH 90	1610PTH14M-90	1610 14M 90W	1610PTH14M-90	1610-14M-90E
1610 14M BH 120	1610PTH14M-120	1610 14M 120W	1610PTH14M-120	1610-14M-120E
1778 14M BH 20	1778PTH14M-20	1778 14M 20W	1778PTH14M-20	1750-14M-20E
1778 14M BH 42	1778PTH14M-42	1778 14M 42W	1778PTH14M-42	1750-14M-42E
1778 14M BH 65	1778PTH14M-65	1778 14M 65W	1778PTH14M-65	1750-14M-65E
1778 14M BH 90	1778PTH14M-90	1778 14M 90W	1778PTH14M-90	1750-14M-90E
1778 14M BH 120	1778PTH14M-120	1778 14M 120W	1778PTH14M-120	1750-14M-120E

ELIMINATOR BELTS





# Eliminator® Competitive Crossover

Goodyear® BlackHawk Pd®	Carlisle/Dayco® Panther® Ultra	T.B. Woods® QT Power Chain®	Browning® RPP® Panther®	Gates Eliminator
1890 14M BH 20	1890PTH14M-20	1890 14M 20W	1890PTH14M-20	1890-14M-20E
1890 14M BH 42	1890PTH14M-42	1890 14M 42W	1890PTH14M-42	1890-14M-42E
1890 14M BH 65	1890PTH14M-65	1890 14M 65W	1890PTH14M-65	1890-14M-65E
1890 14M BH 90	1890PTH14M-90	1890 14M 90W	1890PTH14M-90	1890-14M-90E
1890 14M BH 120	1890PTH14M-120	1890 14M 120W	1890PTH14M-120	1890-14M-120E
2100 14M BH 20	2100PTH14M-20	2100 14M 20W	2100PTH14M-20	2100-14M-20E
2100 14M BH 42	2100PTH14M-42	2100 14M 42W	2100PTH14M-42	2100-14M-42E
2100 14M BH 65	2100PTH14M-65	2100 14M 65W	2100PTH14M-65	2100-14M-65E
2100 14M BH 90	2100PTH14M-90	2100 14M 90W	2100PTH14M-90	2100-14M-90E
2100 14M BH 120	2100PTH14M-120	2100 14M 120W	2100PTH14M-120	2100-14M-120E
2310 14M BH 20	2310PTH14M-20	2310 14M 20W	2310PTH14M-20	2310-14M-20E
2310 14M BH 42	2310PTH14M-42	2310 14M 42W	2310PTH14M-42	2310-14M-42E
2310 14M BH 65	2310PTH14M-65	2310 14M 65W	2310PTH14M-65	2310-14M-65E
2310 14M BH 90	2310PTH14M-90	2310 14M 90W	2310PTH14M-90	2310-14M-90E
2310 14M BH 120	2310PTH14M-120	2310 14M 120W	2310PTH14M-120	2310-14M-120E
2450 14M BH 20	2450PTH14M-20	2450 14M 20W	2450PTH14M-20	2450-14M-20E
2450 14M BH 42	2450PTH14M-42	2450 14M 42W	2450PTH14M-42	2450-14M-42E
2450 14M BH 65	2450PTH14M-65	2450 14M 65W	2450PTH14M-65	2450-14M-65E
2450 14M BH 90	2450PTH14M-90	2450 14M 90W	2450PTH14M-90	2450-14M-90E
2450 14M BH 120	2450PTH14M-120	2450 14M 120W	2450PTH14M-120	2450-14M-120E
2590 14M BH 20	2590PTH14M-20	2590 14M 20W	2590PTH14M-20	2590-14M-20E
2590 14M BH 42	2590PTH14M-42	2590 14M 42W	2590PTH14M-42	2590-14M-42E
2590 14M BH 65	2590PTH14M-65	2590 14M 65W	2590PTH14M-65	2590-14M-65E
2590 14M BH 90	2590PTH14M-90	2590 14M 90W	2590PTH14M-90	2590-14M-90E
2590 14M BH 120	2590PTH14M-120	2590 14M 120W	2590PTH14M-120	2590-14M-120E
2800 14M BH 20	2800PTH14M-20	2800 14M 20W	2800PTH14M-20	2800-14M-20E
2800 14M BH 42	2800PTH14M-42	2800 14M 42W	2800PTH14M-42	2800-14M-42E
2800 14M BH 65	2800PTH14M-65	2800 14M 65W	2800PTH14M-65	2800-14M-65E
2800 14M BH 90	2800PTH14M-90	2800 14M 90W	2800PTH14M-90	2800-14M-90E
2800 14M BH 120	2800PTH14M-120	2800 14M 120W	2800PTH14M-120	2800-14M-125E
3150 14M BH 20	3150PTH14M-20	3150 14M 20W	3150PTH14M-20	3136-14M-20E
3150 14M BH 42	3150PTH14M-42	3150 14M 42W	3150PTH14M-42	3136-14M-42E
3150 14M BH 65	3150PTH14M-65	3150 14M 65W	3150PTH14M-65	3136-14M-65E
3150 14M BH 90	3150PTH14M-90	3150 14M 90W	3150PTH14M-90	3136-14M-90E
3150 14M BH 120	3150PTH14M-120	3150 14M 120W	3150PTH14M-120	3136-14M-120E
3360 14M BH 20	3360PTH14M-20	3360 14M 20W	3360PTH14M-20	3360-14M-20E
3360 14M BH 42	3360PTH14M-42	3360 14M 42W	3360PTH14M-42	3360-14M-42E
3360 14M BH 65	3360PTH14M-65	3360 14M 65W	3360PTH14M-65	3360-14M-65E
3360 14M BH 90	3360PTH14M-90	3360 14M 90W	3360PTH14M-90	3360-14M-90E
3360 14M BH 120	3360PTH14M-120	3360 14M 120W	3360PTH14M-120	3360-14M-120E
3500 14M BH 20	3500PTH14M-20	3500 14M 20W	3500PTH14M-20	3500-14M-20E
3500 14M BH 42	3500PTH14M-42	3500 14M 42W	3500PTH14M-42	3500-14M-42E
3500 14M BH 65	3500PTH14M-65	3500 14M 65W	3500PTH14M-65	3500-14M-65E
3500 14M BH 90	3500PTH14M-90	3500 14M 90W	3500PTH14M-90	3500-14M-90E
3500 14M BH 120	3500PTH14M-120	3500 14M 120W	3500PTH14M-120	3500-14M-120E
3850 14M BH 20	3850PTH14M-20	3850 14M 20W	3850PTH14M-20	3850-14M-20E
3850 14M BH 42	3850PTH14M-42	3850 14M 42W	3850PTH14M-42	3850-14M-42E
3850 14M BH 65	3850PTH14M-65	3850 14M 65W	3850PTH14M-65	3850-14M-65E
3850 14M BH 90	3850PTH14M-90	3850 14M 90W	3850PTH14M-90	3850-14M-90E
3850 14M BH 120	3850PTH14M-120	3850 14M 120W	3850PTH14M-120	3850-14M-120E
4326 14M BH 20	4326PTH14M-20	4326 14M 20W	4326PTH14M-20	4326-14M-20E
4326 14M BH 42	4326PTH14M-42	4326 14M 42W	4326PTH14M-42	4326-14M-42E
4326 14M BH 65	4326PTH14M-65	4326 14M 65W	4326PTH14M-65	4326-14M-65E
4326 14M BH 90	4326PTH14M-90	4326 14M 90W	4326PTH14M-90	4326-14M-90E
4326 14M BH 120	4326PTH14M-120	4326 14M 120W	4326PTH14M-120	4326-14M-120E
4578 14M BH 20	4578PTH14M-20	4578 14M 20W	4578PTH14M-20	—
4578 14M BH 42	4578PTH14M-42	4578 14M 42W	4578PTH14M-42	—
4578 14M BH 65	4578PTH14M-65	4578 14M 65W	4578PTH14M-65	—
4578 14M BH 90	4578PTH14M-90	4578 14M 90W	4578PTH14M-90	—
4578 14M BH 120	4578PTH14M-120	4578 14M 120W	4578PTH14M-120	—
4956 14M BH 20	4956PTH14M-20	4956 14M 20W	4956PTH14M-20	—
4956 14M BH 42	4956PTH14M-42	4956 14M 42W	4956PTH14M-42	—
4956 14M BH 65	4956PTH14M-65	4956 14M 65W	4956PTH14M-65	—
4956 14M BH 90	4956PTH14M-90	4956 14M 90W	4956PTH14M-90	—
4956 14M BH 120	4956PTH14M-120	4956 14M 120W	4956PTH14M-120	—

ELIMINATOR BELTS





## PowerGrip® TruMotion® Belts

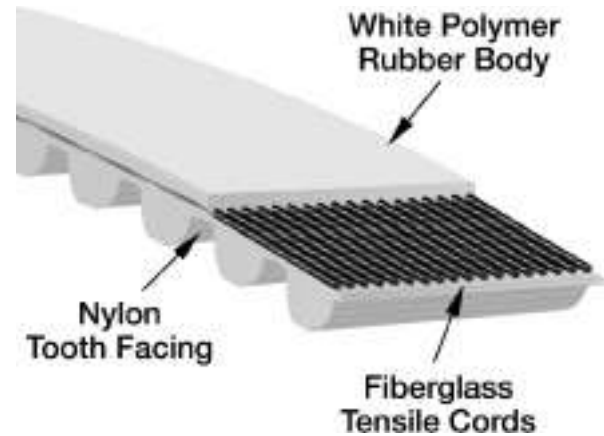
The new PowerGrip TruMotion belts are available in all of Gates light duty synchronous pitches.

PowerGrip GT TruMotion Belts: 2MR, 3MR and 5MR

PowerGrip TruMotion Belts: 3M and 5M

PowerGripTiming Belts: MXL, XL and L

PowerGrip TruMotion Belts are made to order. Please contact customer service for price and availability.



### Markets/Applications

The TruMotion belt construction utilizes a clean white polymer and a polymer free nylon tooth surface, resulting in minimal dusting. This makes it ideal for many applications including data storage equipment, printers, plotters, medical equipment, food processors, money handling, copiers and other office equipment.

### Features/Advantages

- Fiberglass tensile cord provides excellent flex life, and high resistance to elongation.
- The white polymer rubber body provides a non marking, cleaner running construction
- The polymer free nylon tooth facing provides a durable wear surface for longer service life and lower noise levels.

### Recommended Sprockets

PowerGrip GT Trumotion Belts: PowerGrip GT2 Sprockets  
PowerGrip HTD Trumotion Belts: PowerGrip HTD Sprockets  
PowerGrip Timing TruMotion Belts: PowerGrip Timing Pulleys

### Notes

PowerGrip TruMotion belts are made-to-order. Minimum order quantities of 3 drums will be required. Check with Customer Service for availability.

## Product No. Series 9581

### 2MR Pitch

Part No.	No. of Teeth	Pitch Length (In.)	Part No.	No. of Teeth	Pitch Length (In.)	Part No.	No. of Teeth	Pitch Length (In.)	Part No.	No. of Teeth	Pitch Length (In.)
E2MR-96	48	3.78	E2MR-180	90	7.09	E2MR-280	140	11.02	E2MR-456	228	17.95
E2MR-100	50	3.94	E2MR-186	93	7.32	E2MR-286	143	11.26	E2MR-470	235	18.50
E2MR-112	56	4.41	E2MR-192	96	7.56	E2MR-300	150	11.81	E2MR-474	237	18.66
E2MR-124	62	4.88	E2MR-200	100	7.87	E2MR-320	160	12.60	E2MR-488	244	19.21
E2MR-126	63	4.96	E2MR-202	101	7.95	E2MR-322	161	12.68	E2MR-504	252	19.84
E2MR-130	65	5.12	E2MR-208	104	8.19	E2MR-332	166	13.07	E2MR-528	264	20.79
E2MR-132	66	5.20	E2MR-210	105	8.27	E2MR-342	171	13.46	E2MR-552	276	21.73
E2MR-134	67	5.28	E2MR-212	106	8.35	E2MR-346	173	13.62	E2MR-560	280	22.05
E2MR-136	68	5.35	E2MR-216	108	8.50	E2MR-350	175	13.78	E2MR-576	288	22.68
E2MR-140	70	5.51	E2MR-220	110	8.66	E2MR-360	180	14.17	E2MR-600	300	23.62
E2MR-152	76	5.98	E2MR-224	112	8.82	E2MR-364	182	14.33	E2MR-640	320	25.20
E2MR-158	79	6.22	E2MR-236	118	9.29	E2MR-370	185	14.57	E2MR-696	348	27.40
E2MR-160	80	6.30	E2MR-240	120	9.45	E2MR-380	190	14.96	E2MR-744	372	29.29
E2MR-164	82	6.46	E2MR-250	125	9.84	E2MR-386	193	15.20	E2MR-848	424	33.39
E2MR-166	83	6.54	E2MR-252	126	9.92	E2MR-400	200	15.75	E2MR-1164	582	45.83
E2MR-168	84	6.61	E2MR-258	129	10.16	E2MR-406	203	15.98	E2MR-1558	779	61.34
E2MR-172	86	6.77	E2MR-274	137	10.79	E2MR-420	210	16.54			
E2MR-178	89	7.01	E2MR-278	139	10.94	E2MR-428	214	16.85			

### 3MR Pitch

Part No.	No. of Teeth	Pitch Length (In.)	Part No.	No. of Teeth	Pitch Length (In.)	Part No.	No. of Teeth	Pitch Length (In.)	Part No.	No. of Teeth	Pitch Length (In.)
E3MR-99	33	3.90	E3MR-129	43	5.08	E3MR-165	53	6.26	E3MR-189	63	7.44
E3MR-111	37	4.37	E3MR-159	45	5.32	E3MR-180	60	7.09	E3MR-201	67	7.97
E3MR-123	41	4.84	E3MR-162	50	5.91	E3MR-183	61	7.20	E3MR-210	70	8.27





# PowerGrip® TruMotion® Belts

## Product No. Series 9581 (continued)

### 3MR Pitch (continued)

Part No.	No. of Teeth	Pitch Length (In.)	Part No.	No. of Teeth	Pitch Length (In.)	Part No.	No. of Teeth	Pitch Length (In.)	Part No.	No. of Teeth	Pitch Length (In.)
E3MR-219	73	8.62	E3MR-357	119	14.06	E3MR-489	163	19.25	E3MR-786	262	30.94
E3MR-225	75	8.86	E3MR-360	120	14.17	E3MR-504	168	19.84	E3MR-840	280	33.07
E3MR-240	80	9.45	E3MR-375	125	14.76	E3MR-510	170	20.08	E3MR-945	315	37.20
E3MR-243	81	9.57	E3MR-390	130	15.35	E3MR-537	179	21.14	E3MR-1050	350	41.34
E3MR-252	84	9.92	E3MR-393	131	15.47	E3MR-552	184	21.73	E3MR-1080	360	42.52
E3MR-255	85	10.04	E3MR-414	138	16.30	E3MR-564	188	22.20	E3MR-1272	424	50.08
E3MR-267	89	10.51	E3MR-420	140	16.54	E3MR-600	200	23.62	E3MR-1536	512	60.47
E3MR-282	94	11.10	E3MR-444	148	17.48	E3MR-630	210	24.80	E3MR-2061	687	81.14
E3MR-291	97	11.46	E3MR-447	149	17.60	E3MR-684	228	26.93			
E3MR-300	100	11.81	E3MR-474	158	18.66	E3MR-696	232	27.40			
E3MR-339	113	13.35	E3MR-480	160	18.90	E3MR-735	245	28.94			
E3MR-348	116	13.70	E3MR-483	161	19.02	E3MR-750	250	29.53			

### 5MR Pitch

Part No.	No. of Teeth	Pitch Length (In.)	Part No.	No. of Teeth	Pitch Length (In.)	Part No.	No. of Teeth	Pitch Length (In.)	Part No.	No. of Teeth	Pitch Length (In.)
E5MR-300	60	11.81	E5MR-500	100	19.69	E5MR-650	130	25.59	E5MR-1000	200	39.37
E5MR-355	71	13.98	E5MR-535	107	21.06	E5MR-700	140	27.56	E5MR-1150	230	45.28
E5MR-375	75	14.76	E5MR-565	113	22.24	E5MR-750	150	29.53	E5MR-1300	260	51.18
E5MR-400	80	15.75	E5MR-575	115	22.64	E5MR-800	160	31.50	E5MR-1450	290	57.09
E5MR-405	81	15.94	E5MR-580	116	22.83	E5MR-815	163	32.09	E5MR-1600	320	62.99
E5MR-425	85	16.73	E5MR-600	120	23.62	E5MR-850	170	33.46	E5MR-1720	344	67.72
E5MR-450	90	17.72	E5MR-625	125	24.61	E5MR-900	180	35.43	E5MR-1755	351	69.09

## Product No. Series 9582

### 2/25" Pitch (.080" / MXL)

Part No.	No. of Teeth	Pitch Length (In.)	Part No.	No. of Teeth	Pitch Length (In.)	Part No.	No. of Teeth	Pitch Length (In.)	Part No.	No. of Teeth	Pitch Length (In.)
E320MXL	40	3.20	E696MXL	87	6.96	E1120MXL	140	11.20	E2008MXL	251	20.08
E336MXL	42	3.36	E704MXL	88	7.04	E1152MXL	144	11.52	E2080MXL	260	20.80
E360MXL	45	3.60	E720MXL	90	7.20	E1200MXL	150	12.00	E2120MXL	265	21.20
E376MXL	47	3.76	E736MXL	92	7.36	E1224MXL	153	12.24	E2240MXL	280	22.40
E400MXL	50	4.00	E744MXL	93	7.44	E1240MXL	155	12.40	E2360MXL	295	23.60
E432MXL	54	4.32	E752MXL	94	7.52	E1320MXL	165	13.20	E2400MXL	300	24.00
E440MXL	55	4.40	E760MXL	95	7.60	E1328MXL	166	13.28	E2520MXL	315	25.20
E456MXL	57	4.56	E776MXL	97	7.76	E1360MXL	170	13.60	E2592MXL	324	25.92
E472MXL	59	4.72	E800MXL	100	8.00	E1400MXL	175	14.00	E2776MXL	347	27.76
E480MXL	60	4.80	E816MXL	102	8.16	E1440MXL	180	14.40	E2968MXL	371	29.68
E488MXL	61	4.88	E824MXL	103	8.24	E1472MXL	184	14.72	E2976MXL	372	29.76
E512MXL	64	5.12	E840MXL	105	8.40	E1520MXL	190	15.20	E3200MXL	400	32.00
E520MXL	65	5.20	E848MXL	106	8.48	E1560MXL	195	15.60	E3296MXL	412	32.96
E536MXL	67	5.36	E856MXL	107	8.56	E1600MXL	200	16.00	E3392MXL	424	33.92
E544MXL	68	5.44	E864MXL	108	8.64	E1664MXL	208	16.64	E3472MXL	434	34.72
E560MXL	70	5.60	E872MXL	109	8.72	E1680MXL	210	16.80	E3480MXL	435	34.80
E568MXL	71	5.68	E880MXL	110	8.80	E1696MXL	212	16.96	E3520MXL	440	35.20
E576MXL	72	5.76	E896MXL	112	8.96	E1720MXL	215	17.20	E3624MXL	453	36.24
E592MXL	74	5.92	E912MXL	114	9.12	E1768MXL	221	17.68	E3896MXL	487	38.96
E608MXL	76	6.08	E960MXL	120	9.60	E1776MXL	222	17.76	E3984MXL	498	39.84
E616MXL	77	6.16	E976MXL	122	9.76	E1800MXL	225	18.00	E4800MXL	600	48.00
E632MXL	79	6.32	E984MXL	123	9.84	E1840MXL	230	18.40	E4896MXL	612	48.96
E640MXL	80	6.40	E1000MXL	125	10.00	E1960MXL	245	19.60	E5184MXL	648	51.84
E656MXL	82	6.56	E1008MXL	126	10.08	E1984MXL	248	19.84			
E664MXL	83	6.64	E1040MXL	130	10.40	E1992MXL	249	19.92			
E680MXL	85	6.80	E1056MXL	132	10.56	E2000MXL	250	20.00			

POWERGRIP TRUMOTION





# PowerGrip® TruMotion® Belts

## Product No. Series 9582 (continued)

### 1/5" Pitch (.200" / XL)

Part No.	No. of Teeth	Pitch Length (In.)	Part No.	No. of Teeth	Pitch Length (In.)	Part No.	No. of Teeth	Pitch Length (In.)	Part No.	No. of Teeth	Pitch Length (In.)
E42XL	21	4.20	E130XL	65	13.00	E212XL	106	21.20	E350XL	175	35.00
E50XL	25	5.00	E132XL	66	13.20	E214XL	107	21.40	E352XL	176	35.20
E54XL	27	5.40	E134XL	67	13.40	E218XL	109	21.80	E362XL	181	36.20
E56XL	28	5.60	E136XL	68	13.60	E220XL	110	22.00	E370XL	185	37.00
E58XL	29	5.80	E138XL	69	13.80	E222XL	111	22.20	E380XL	190	38.00
E60XL	30	6.00	E140XL	70	14.00	E226XL	113	22.60	E384XL	192	38.40
E62XL	31	6.20	E142XL	71	14.20	E228XL	114	22.80	E390XL	195	39.00
E64XL	32	6.40	E144XL	72	14.40	E230XL	115	23.00	E400XL	200	40.00
E66XL	33	6.60	E146XL	73	14.60	E232XL	116	23.20	E412XL	206	41.20
E68XL	34	6.80	E148XL	74	14.80	E234XL	117	23.40	E420XL	210	42.00
E70XL	35	7.00	E150XL	75	15.00	E236XL	118	23.60	E424XL	212	42.40
E72XL	36	7.20	E152XL	76	15.20	E240XL	120	24.00	E432XL	216	43.20
E74XL	37	7.40	E154XL	77	15.40	E244XL	122	24.40	E438XL	219	43.80
E76XL	38	7.60	E156XL	78	15.60	E246XL	123	24.60	E444XL	222	44.40
E78XL	39	7.80	E158XL	79	15.80	E250XL	125	25.00	E450XL	225	45.00
E80XL	40	8.00	E160XL	80	16.00	E254XL	127	25.40	E454XL	227	45.40
E82XL	41	8.20	E162XL	81	16.20	E258XL	129	25.80	E460XL	230	46.00
E84XL	42	8.40	E164XL	82	16.40	E260XL	130	26.00	E468XL	234	46.80
E86XL	43	8.60	E166XL	83	16.60	E262XL	131	26.20	E480XL	240	48.00
E88XL	44	8.80	E168XL	84	16.80	E264XL	132	26.40	E486XL	243	48.60
E90XL	45	9.00	E170XL	85	17.00	E266XL	133	26.60	E492XL	246	49.20
E92XL	46	9.20	E172XL	86	17.20	E268XL	134	26.80	E498XL	249	49.80
E94XL	47	9.40	E174XL	87	17.40	E274XL	137	27.40	E500XL	250	50.00
E96XL	48	9.60	E176XL	88	17.60	E280XL	140	28.00	E506XL	253	50.60
E98XL	49	9.80	E178XL	89	17.80	E286XL	143	28.60	E524XL	262	52.40
E100XL	50	10.00	E180XL	90	18.00	E290XL	145	29.00	E554XL	277	55.40
E102XL	51	10.20	E182XL	91	18.20	E296XL	148	29.60	E570XL	285	57.00
E106XL	53	10.60	E184XL	92	18.40	E300XL	150	30.00	E580XL	290	58.00
E108XL	54	10.80	E186XL	93	18.60	E306XL	153	30.60	E592XL	296	59.20
E110XL	55	11.00	E188XL	94	18.80	E310XL	155	31.00	E612XL	306	61.20
E112XL	56	11.20	E190XL	95	19.00	E316XL	158	31.60	E630XL	315	63.00
E114XL	57	11.40	E192XL	96	19.20	E320XL	160	32.00	E672XL	336	67.20
E116XL	58	11.60	E194XL	97	19.40	E322XL	161	32.20	E690XL	345	69.00
E120XL	60	12.00	E200XL	100	20.00	E330XL	165	33.00	E770XL	385	77.00
E122XL	61	12.20	E202XL	101	20.20	E338XL	169	33.80	E850XL	425	85.00
E124XL	62	12.40	E204XL	102	20.40	E340XL	170	34.00			
E126XL	63	12.60	E206XL	103	20.60	E344XL	172	34.40			
E128XL	64	12.80	E210XL	105	21.00	E348XL	174	34.80			

### 3/8" Pitch (.375" / L)

Part No.	No. of Teeth	Pitch Length (In.)	Part No.	No. of Teeth	Pitch Length (In.)	Part No.	No. of Teeth	Pitch Length (In.)	Part No.	No. of Teeth	Pitch Length (In.)
E124L	33	12.38	E210L	56	21.00	E345L	92	34.50	E581L	155	58.13
E135L	36	13.50	E218L	58	21.75	E367L	98	36.75	E600L	160	60.00
E150L	40	15.00	E225L	60	22.50	E375L	100	37.50	E630L	168	63.00
E154L	41	15.38	E240L	64	24.00	E390L	104	39.00	E660L	176	66.00
E158L	42	15.75	E248L	66	24.75	E420L	112	42.00	E720L	192	72.00
E165L	44	16.50	E255L	68	25.50	E446L	119	44.63	E731L	195	73.13
E173L	46	17.25	E263L	70	26.25	E450L	120	45.00	E817L	218	81.75
E176L	47	17.63	E270L	72	27.00	E480L	128	48.00	E900L	240	90.00
E187L	50	18.75	E285L	76	28.50	E510L	136	51.00	E915L	244	91.50
E195L	52	19.50	E300L	80	30.00	E540L	144	54.00	E945L	252	94.50
E199L	53	19.88	E315L	84	31.50	E566L	151	56.63	E1103L	294	110.25
E203L	54	20.25	E322L	86	32.25	E570L	152	57.00			

POWERGRIP TRUMOTION





# PowerGrip® HTD® TruMotion® Belts

## Product No. Series 9580

### 3mm Pitch

Part No.	No. of Teeth	Pitch Length (In.)	Part No.	No. of Teeth	Pitch Length (In.)	Part No.	No. of Teeth	Pitch Length (In.)	Part No.	No. of Teeth	Pitch Length (In.)
E87-3M	29	3.42	E264-3M	88	10.39	E435-3M	145	17.12	E663-3M	221	26.10
E102-3M	34	4.01	E267-3M	89	10.51	E438-3M	146	17.24	E669-3M	223	26.33
E105-3M	35	4.13	E270-3M	90	10.62	E444-3M	148	17.48	E672-3M	224	26.45
E111-3M	37	4.37	E276-3M	92	10.86	E447-3M	149	17.59	E684-3M	228	26.92
E123-3M	41	4.84	E282-3M	94	11.10	E459-3M	153	18.07	E687-3M	229	27.04
E129-3M	43	5.07	E285-3M	95	11.22	E465-3M	155	18.30	E696-3M	232	27.40
E144-3M	48	5.66	E288-3M	96	11.33	E468-3M	156	18.42	E711-3M	237	27.99
E147-3M	49	5.78	E291-3M	97	11.45	E471-3M	157	18.54	E735-3M	245	28.93
E150-3M	50	5.90	E297-3M	99	11.69	E474-3M	158	18.66	E738-3M	246	29.05
E156-3M	52	6.14	E300-3M	100	11.81	E480-3M	160	18.89	E753-3M	251	29.64
E159-3M	53	6.25	E306-3M	102	12.04	E486-3M	162	19.13	E795-3M	265	31.29
E165-3M	55	6.49	E312-3M	104	12.28	E489-3M	163	19.25	E804-3M	268	31.65
E168-3M	56	6.61	E315-3M	105	12.40	E492-3M	164	19.37	E822-3M	274	32.36
E174-3M	58	6.85	E318-3M	106	12.51	E501-3M	167	19.72	E837-3M	279	32.95
E177-3M	59	6.96	E324-3M	108	12.75	E510-3M	170	20.07	E843-3M	281	33.18
E180-3M	60	7.08	E330-3M	110	12.99	E513-3M	171	20.19	E873-3M	291	34.37
E183-3M	61	7.20	E333-3M	111	13.11	E519-3M	173	20.43	E882-3M	294	34.72
E186-3M	62	7.32	E336-3M	112	13.22	E525-3M	175	20.66	E891-3M	297	35.07
E189-3M	63	7.44	E339-3M	113	13.34	E528-3M	176	20.78	E900-3M	300	35.43
E192-3M	64	7.55	E345-3M	115	13.58	E531-3M	177	20.90	E915-3M	305	36.02
E195-3M	65	7.67	E357-3M	119	14.05	E537-3M	179	21.14	E945-3M	315	37.20
E201-3M	67	7.91	E360-3M	120	14.17	E558-3M	186	21.96	E951-3M	317	37.44
E204-3M	68	8.03	E363-3M	121	14.29	E564-3M	188	22.20	E981-3M	327	38.62
E207-3M	69	8.14	E366-3M	122	14.40	E570-3M	190	22.44	E1002-3M	334	39.44
E210-3M	70	8.26	E369-3M	123	14.52	E576-3M	192	22.67	E1026-3M	342	40.39
E213-3M	71	8.38	E372-3M	124	14.64	E585-3M	195	23.03	E1035-3M	345	40.74
E216-3M	72	8.50	E381-3M	127	15.00	E591-3M	197	23.26	E1056-3M	352	41.57
E219-3M	73	8.62	E384-3M	128	15.11	E597-3M	199	23.50	E1062-3M	354	41.81
E222-3M	74	8.74	E387-3M	129	15.23	E600-3M	200	23.62	E1125-3M	375	44.29
E225-3M	75	8.85	E390-3M	130	15.35	E606-3M	202	23.85	E1155-3M	385	45.47
E228-3M	76	8.97	E393-3M	131	15.47	E609-3M	203	23.97	E1191-3M	397	46.88
E234-3M	78	9.21	E396-3M	132	15.59	E612-3M	204	24.09	E1263-3M	421	49.72
E237-3M	79	9.33	E399-3M	133	15.70	E627-3M	209	24.68	E1335-3M	445	52.55
E240-3M	80	9.44	E405-3M	135	15.94	E633-3M	211	24.92	E1500-3M	500	59.05
E246-3M	82	9.68	E411-3M	137	16.18	E639-3M	213	25.15	E1512-3M	504	59.52
E252-3M	84	9.92	E417-3M	139	16.41	E645-3M	215	25.39	E1587-3M	529	62.48
E255-3M	85	10.03	E420-3M	140	16.53	E648-3M	216	25.51	E1956-3M	652	77.00
E258-3M	86	10.15	E426-3M	142	16.77	E654-3M	218	25.74	E2004-3M	668	78.89
E261-3M	87	10.27	E432-3M	144	17.00	E657-3M	219	25.86			

### 5mm Pitch

Part No.	No. of Teeth	Pitch Length (In.)	Part No.	No. of Teeth	Pitch Length (In.)	Part No.	No. of Teeth	Pitch Length (In.)	Part No.	No. of Teeth	Pitch Length (In.)
E200-5M	40	7.80	E450-5M	90	17.71	E665-5M	133	26.18	E950-5M	190	37.40
E215-5M	43	8.46	E460-5M	92	18.11	E670-5M	134	26.37	E975-5M	195	38.38
E240-5M	48	9.44	E475-5M	95	18.70	E680-5M	136	26.77	E985-5M	197	38.77
E260-5M	52	10.23	E480-5M	96	18.89	E685-5M	137	26.96	E1000-5M	200	39.37
E270-5M	54	10.62	E495-5M	99	19.48	E695-5M	139	27.36	E1050-5M	210	41.33
E285-5M	57	11.22	E500-5M	100	19.68	E710-5M	142	27.95	E1115-5M	223	43.89
E295-5M	59	11.61	E520-5M	104	20.47	E740-5M	148	29.13	E1125-5M	225	44.29
E300-5M	60	11.81	E535-5M	107	21.06	E745-5M	149	29.33	E1195-5M	239	47.04
E310-5M	62	12.20	E555-5M	111	21.85	E765-5M	153	30.11	E1250-5M	250	49.21
E320-5M	64	12.59	E565-5M	113	22.24	E790-5M	158	31.10	E1270-5M	254	49.99
E330-5M	66	12.99	E580-5M	116	22.83	E800-5M	160	31.49	E1295-5M	259	50.98
E350-5M	70	13.77	E585-5M	117	23.03	E830-5M	166	32.67	E1375-5M	275	54.13
E375-5M	75	14.76	E590-5M	118	23.22	E835-5M	167	32.87	E1420-5M	284	55.90
E400-5M	80	15.74	E600-5M	120	23.62	E850-5M	170	33.46	E1575-5M	315	62.00
E405-5M	81	15.94	E615-5M	123	24.21	E870-5M	174	34.25	E1595-5M	319	62.79
E415-5M	83	16.33	E635-5M	127	25.00	E890-5M	178	35.03	E1635-5M	327	64.37
E425-5M	85	16.73	E655-5M	131	25.78	E925-5M	185	36.41	E1690-5M	338	66.53

POWERGRIP TRUMOTION







## PowerGrip® HTD® TruMotion® Belts

### Product No. Series 9580 (continued)

#### 5mm Pitch (continued)

Part No.	No. of Teeth	Pitch Length (In.)	Part No.	No. of Teeth	Pitch Length (In.)	Part No.	No. of Teeth	Pitch Length (In.)	Part No.	No. of Teeth	Pitch Length (In.)
E1720-5M	344	67.71	E1945-5M	389	76.57	E2250-5M	450	88.58	E3170-5M	634	124.80
E1790-5M	358	70.47	E1980-5M	396	77.95	E2525-5M	505	99.40	E3430-5M	686	135.03
E1800-5M	360	70.86	E2000-5M	400	78.74	E2760-5M	552	108.66	E3800-5M	760	149.60
E1895-5M	379	74.60	E2110-5M	422	83.07	E3120-5M	624	122.83			





## PowerGrip® GT® 2 Belts - 2MR and 3MR

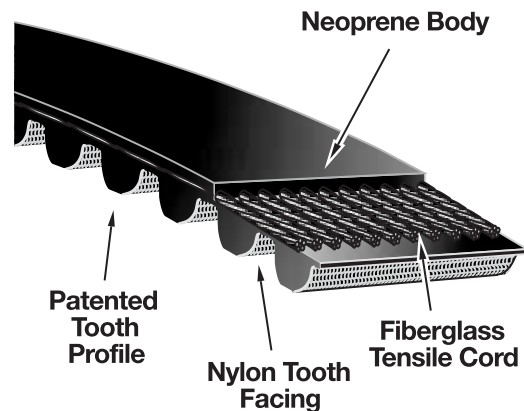
The PowerGrip GT2 belt has twice the load carrying capacity of its predecessor HTD®. In addition, less width is required compared to HTD, allowing lighter, more compact drives.

### Markets/Applications

PowerGrip GT2 belts are suitable for many applications including data storage, machine tool, hand power tools, postage handling, DC Stepper/Servo, food processors, office machines, centrifuges, money handling, medical diagnostic, sewing machines, ticket dispensers, robotics, vending machines and vacuum cleaners.

### Features/Advantages

- **Fiberglass tensile cord** provides high strength, excellent flex life, and high resistance to elongation.
- **Neoprene body** provides protection against grime, grease, oil, and moisture.
- **Nylon tooth facing** provides a durable wear surface for long service life.
- Gates **patented tooth profile** is designed for use with a specific sprocket groove-profile. The sprocket groove-belt tooth combination increases capacity, while improving registration.
- PowerGrip GT2 greatly exceeds HTD in tooth ratchet resistance.
- Eliminates lubrication and re-tensioning reduce maintenance and labor as compared to roller chain drives.
- PowerGrip GT2 belt/sprocket combinations match or exceed the positional accuracy of PowerGrip Timing belt/pulley systems.



### Recommended Sprockets

PowerGrip GT2 Sprockets

### Notes

PowerGrip GT2 part numbers are comprised of pitch, pitch length and width. For example; part number 2MR-100-04 denotes a 2mm pitch, 100mm pitch length and 4mm width.

Belt **pitch** is the distance in millimeters between two adjacent tooth centers as measured on the pitch line of the belt. Belt **pitch length** is the total length (circumference) in millimeters as measured along the pitch line. The theoretical pitch line of a PowerGrip GT2 belt lies within the tensile member.

## Product No. Series 9390

### 2MR Pitch — 4mm Wide

Part No.	Product No.	No. of Teeth	Pitch Length (In.)	Wt. Ea. (Lbs.)
2MR-100-04	9390-0050	50	3.94	.01
2MR-112-04	9390-0056	56	4.41	.01
2MR-124-04	9390-0062	62	4.88	.01
2MR-126-04	9390-0063	63	4.96	.01
2MR-134-04	9390-0067	67	5.28	.01
2MR-136-04	9390-0068	68	5.35	.01
2MR-140-04	9390-0070	70	5.51	.01
2MR-152-04	9390-0076	76	5.98	.01
2MR-158-04	9390-0079	79	6.22	.01
2MR-160-04	9390-0080	80	6.30	.01
2MR-164-04	9390-0082	82	6.46	.01
2MR-166-04	9390-0083	83	6.54	.01
2MR-168-04	9390-0084	84	6.61	.01
2MR-172-04	9390-0086	86	6.77	.01
2MR-180-04	9390-0090	90	7.09	.01
2MR-186-04	9390-0093	93	7.32	.01
2MR-192-04	9390-0096	96	7.56	.01
2MR-200-04	9390-0100	100	7.87	.01
2MR-202-04	9390-0101	101	7.95	.01
2MR-210-04	9390-0105	105	8.27	.01
2MR-212-04	9390-0106	106	8.35	.01
2MR-216-04	9390-0108	108	8.50	.01
2MR-220-04	9390-0110	110	8.66	.01
2MR-232-04	9390-0116	116	9.13	.01
2MR-236-04	9390-0118	118	9.29	.01

Part No.	Product No.	No. of Teeth	Pitch Length (In.)	Wt. Ea. (Lbs.)
2MR-240-04	9390-0120	120	9.45	.01
2MR-250-04	9390-0125	125	9.84	.01
2MR-252-04	9390-0126	126	9.92	.01
2MR-258-04	9390-0129	129	10.16	.01
2MR-278-04	9390-0139	139	10.94	.01
2MR-280-04	9390-0140	140	11.02	.01
2MR-300-04	9390-0150	150	11.81	.01
2MR-320-04	9390-0160	160	12.60	.01
2MR-322-04	9390-0161	161	12.68	.01
2MR-332-04	9390-0166	166	13.07	.01
2MR-346-04	9390-0173	173	13.62	.01
2MR-350-04	9390-0175	175	13.78	.01
2MR-364-04	9390-0182	182	14.33	.01
2MR-370-04	9390-0185	185	14.57	.01
2MR-380-04	9390-0190	190	14.96	.01
2MR-386-04	9390-0193	193	15.20	.01
2MR-400-04	9390-0200	200	15.75	.01
2MR-406-04	9390-0203	203	15.98	.01
2MR-420-04	9390-0210	210	16.54	.01
2MR-456-04	9390-0228	228	17.95	.01
2MR-470-04	9390-0235	235	18.50	.01
2MR-474-04	9390-0237	237	18.66	.01
2MR-488-04	9390-0244	244	19.21	.01
2MR-504-04	9390-0252	252	19.84	.01
2MR-528-04	9390-0264	264	20.79	.01





## PowerGrip® GT<sup>®</sup>2 Belts - 2MR and 3MR

### Product No. Series 9390 (continued)

#### 2MR Pitch — 4mm Wide (continued)

Part No.	Product No.	No. of Teeth	Pitch Length (In.)	Wt. Ea. (Lbs.)
2MR-552-04	9390-0276	276	21.73	.01
2MR-576-04	9390-0288	288	22.68	.01
2MR-600-04	9390-0300	300	23.62	.01
2MR-640-04	9390-0320	320	25.20	.02

Part No.	Product No.	No. of Teeth	Pitch Length (In.)	Wt. Ea. (Lbs.)
2MR-696-04	9390-0348	348	27.40	.02
2MR-744-04	9390-0372	372	29.29	.02
2MR-848-04	9390-0424	424	33.39	.02
2MR-1164-04	9390-0582	582	45.83	.03

#### 2MR Pitch — 6mm Wide

Part No.	Product No.	No. of Teeth	Pitch Length (In.)	Wt. Ea. (Lbs.)
2MR-100-06	9390-1050	50	3.94	.01
2MR-112-06	9390-1056	56	4.41	.01
2MR-124-06	9390-1062	62	4.88	.01
2MR-126-06	9390-1063	63	4.96	.01
2MR-134-06	9390-1067	67	5.28	.01
2MR-136-06	9390-1068	68	5.35	.01
2MR-140-06	9390-1070	70	5.51	.01
2MR-152-06	9390-1076	76	5.98	.01
2MR-158-06	9390-1079	79	6.22	.01
2MR-160-06	9390-1080	80	6.30	.01
2MR-164-06	9390-1082	82	6.46	.01
2MR-166-06	9390-1083	83	6.54	.01
2MR-168-06	9390-1084	84	6.61	.01
2MR-172-06	9390-1086	86	6.77	.01
2MR-180-06	9390-1090	90	7.09	.01
2MR-186-06	9390-1093	93	7.32	.01
2MR-192-06	9390-1096	96	7.56	.01
2MR-200-06	9390-1100	100	7.87	.01
2MR-202-06	9390-1101	101	7.95	.01
2MR-210-06	9390-1105	105	8.27	.01
2MR-212-06	9390-1106	106	8.35	.01
2MR-216-06	9390-1108	108	8.50	.01
2MR-220-06	9390-1110	110	8.66	.01
2MR-232-06	9390-1116	116	9.13	.01
2MR-236-06	9390-1118	118	9.29	.01
2MR-240-06	9390-1120	120	9.45	.01
2MR-250-06	9390-1125	125	9.84	.01
2MR-252-06	9390-1126	126	9.92	.01
2MR-258-06	9390-1129	129	10.16	.01

Part No.	Product No.	No. of Teeth	Pitch Length (In.)	Wt. Ea. (Lbs.)
2MR-278-06	9390-1139	139	10.94	.01
2MR-280-06	9390-1140	140	11.02	.01
2MR-300-06	9390-1150	150	11.81	.01
2MR-320-06	9390-1160	160	12.60	.01
2MR-322-06	9390-1161	161	12.68	.01
2MR-332-06	9390-1166	166	13.07	.01
2MR-346-06	9390-1173	173	13.62	.01
2MR-350-06	9390-1175	175	13.78	.01
2MR-364-06	9390-1182	182	14.33	.01
2MR-370-06	9390-1185	185	14.57	.01
2MR-380-06	9390-1190	190	14.96	.01
2MR-386-06	9390-1193	193	15.20	.01
2MR-400-06	9390-1200	200	15.75	.01
2MR-406-06	9390-1203	203	15.98	.01
2MR-420-06	9390-1210	210	16.54	.01
2MR-456-06	9390-1228	228	17.95	.01
2MR-470-06	9390-1235	235	18.50	.01
2MR-474-06	9390-1237	237	18.66	.01
2MR-488-06	9390-1244	244	19.21	.01
2MR-504-06	9390-1252	252	19.84	.01
2MR-528-06	9390-1264	264	20.79	.01
2MR-552-06	9390-1276	276	21.73	.01
2MR-576-06	9390-1288	288	22.68	.02
2MR-600-06	9390-1300	300	23.62	.02
2MR-640-06	9390-1320	320	25.20	.02
2MR-696-06	9390-1348	348	27.40	.02
2MR-744-06	9390-1372	372	29.29	.03
2MR-848-06	9390-1424	424	33.39	.03
2MR-1164-06	9390-1582	582	45.83	.04

#### 2MR Pitch — 9mm Wide

Part No.	Product No.	No. of Teeth	Pitch Length (In.)	Wt. Ea. (Lbs.)
2MR-100-09	9390-2050	50	3.94	.01
2MR-112-09	9390-2056	56	4.41	.01
2MR-124-09	9390-2062	62	4.88	.01
2MR-126-09	9390-2063	63	4.96	.01
2MR-134-09	9390-2067	67	5.28	.01
2MR-136-09	9390-2068	68	5.35	.01
2MR-140-09	9390-2070	70	5.51	.01
2MR-152-09	9390-2076	76	5.98	.01
2MR-158-09	9390-2079	79	6.22	.01
2MR-160-09	9390-2080	80	6.30	.01
2MR-164-09	9390-2082	82	6.46	.01
2MR-166-09	9390-2083	83	6.54	.01
2MR-168-09	9390-2084	84	6.61	.01
2MR-172-09	9390-2086	86	6.77	.01
2MR-180-09	9390-2090	90	7.09	.01
2MR-186-09	9390-2093	93	7.32	.01
2MR-192-09	9390-2096	96	7.56	.01
2MR-200-09	9390-2100	100	7.87	.01

Part No.	Product No.	No. of Teeth	Pitch Length (In.)	Wt. Ea. (Lbs.)
2MR-202-09	9390-2101	101	7.95	.01
2MR-210-09	9390-2105	105	8.27	.01
2MR-212-09	9390-2106	106	8.35	.01
2MR-216-09	9390-2108	108	8.50	.01
2MR-220-09	9390-2110	110	8.66	.01
2MR-232-09	9390-2116	116	9.13	.01
2MR-236-09	9390-2118	118	9.29	.01
2MR-240-09	9390-2120	120	9.45	.01
2MR-250-09	9390-2125	125	9.84	.01
2MR-252-09	9390-2126	126	9.92	.01
2MR-258-09	9390-2129	129	10.16	.01
2MR-278-09	9390-2139	139	10.94	.01
2MR-280-09	9390-2140	140	11.02	.01
2MR-300-09	9390-2150	150	11.81	.01
2MR-320-09	9390-2160	160	12.60	.01
2MR-322-09	9390-2161	161	12.68	.01
2MR-332-09	9390-2166	166	13.07	.01
2MR-346-09	9390-2173	173	13.62	.01

POWERGRIP GT2 BELTS





## PowerGrip® GT® 2 Belts - 2MR and 3MR

### Product No. Series 9390 (continued)

#### 2MR Pitch — 9mm Wide (continued)

Part No.	Product No.	No. of Teeth	Pitch Length (In.)	Wt. Ea. (Lbs.)
2MR-350-09	9390-2175	175	13.78	.01
2MR-364-09	9390-2182	182	14.33	.02
2MR-370-09	9390-2185	185	14.57	.02
2MR-380-09	9390-2190	190	14.96	.02
2MR-386-09	9390-2193	193	15.20	.02
2MR-400-09	9390-2200	200	15.75	.02
2MR-406-09	9390-2203	203	15.98	.02
2MR-420-09	9390-2210	210	16.54	.02
2MR-456-09	9390-2228	228	17.95	.02
2MR-470-09	9390-2235	235	18.50	.02
2MR-474-09	9390-2237	237	18.66	.02

Part No.	Product No.	No. of Teeth	Pitch Length (In.)	Wt. Ea. (Lbs.)
2MR-488-09	9390-2244	244	19.21	.02
2MR-504-09	9390-2252	252	19.84	.02
2MR-528-09	9390-2264	264	20.79	.02
2MR-552-09	9390-2276	276	21.73	.02
2MR-576-09	9390-2288	288	22.68	.02
2MR-600-09	9390-2300	300	23.62	.03
2MR-640-09	9390-2320	320	25.20	.03
2MR-696-09	9390-2348	348	27.40	.03
2MR-744-09	9390-2372	372	29.29	.03
2MR-848-09	9390-2424	424	33.39	.04
2MR-1164-09	9390-2582	582	45.83	.04

#### 3MR Pitch — 6mm Wide

Part No.	Product No.	No. of Teeth	Pitch Length (In.)	Wt. Ea. (Lbs.)
3MR-99-06	9390-3033	33	3.90	.01
3MR-111-06	9390-3037	37	4.37	.01
3MR-123-06	9390-3041	41	4.84	.01
3MR-129-06	9390-3043	43	5.08	.01
3MR-159-06	9390-3053	53	6.26	.01
3MR-165-06	9390-3055	55	6.50	.01
3MR-180-06	9390-3060	60	7.09	.01
3MR-183-06	9390-3061	61	7.20	.01
3MR-189-06	9390-3063	63	7.44	.01
3MR-201-06	9390-3067	67	7.91	.01
3MR-219-06	9390-3073	73	8.62	.01
3MR-225-06	9390-3075	75	8.86	.01
3MR-240-06	9390-3080	80	9.45	.01
3MR-243-06	9390-3081	81	9.57	.01
3MR-255-06	9390-3085	85	10.04	.01
3MR-267-06	9390-3089	89	10.51	.01
3MR-282-06	9390-3094	94	11.10	.01
3MR-291-06	9390-3097	97	11.46	.01
3MR-300-06	9390-3100	100	11.81	.01
3MR-339-06	9390-3113	113	13.35	.01
3MR-348-06	9390-3116	116	13.70	.01
3MR-357-06	9390-3119	119	14.06	.01
3MR-360-06	9390-3120	120	14.17	.01
3MR-375-06	9390-3125	125	14.76	.01
3MR-393-06	9390-3131	131	15.47	.01

Part No.	Product No.	No. of Teeth	Pitch Length (In.)	Wt. Ea. (Lbs.)
3MR-414-06	9390-3138	138	16.30	.01
3MR-420-06	9390-3140	140	16.54	.01
3MR-447-06	9390-3149	149	17.60	.01
3MR-450-06	9390-3150	150	17.72	.02
3MR-474-06	9390-3158	158	18.66	.02
3MR-480-06	9390-3160	160	18.90	.02
3MR-483-06	9390-3161	161	19.02	.02
3MR-489-06	9390-3163	163	19.25	.02
3MR-504-06	9390-3168	168	19.84	.02
3MR-537-06	9390-3179	179	21.14	.02
3MR-552-06	9390-3184	184	21.73	.02
3MR-564-06	9390-3188	188	22.20	.02
3MR-600-06	9390-3200	200	23.62	.02
3MR-630-06	9390-3210	210	24.80	.02
3MR-684-06	9390-3228	228	26.93	.02
3MR-735-06	9390-3245	245	28.94	.02
3MR-750-06	9390-3250	250	29.53	.02
3MR-786-06	9390-3262	262	30.94	.03
3MR-840-06	9390-3280	280	33.07	.03
3MR-945-06	9390-3315	315	37.20	.03
3MR-1050-06	9390-3350	350	41.34	.03
3MR-1080-06	9390-3360	360	42.52	.03
3MR-1536-06	9390-3512	512	60.47	.06
3MR-1587-06	9390-3529	529	62.48	.06
3MR-2061-06	9390-3687	687	81.14	.07

#### 3MR Pitch — 9mm Wide

Part No.	Product No.	No. of Teeth	Pitch Length (In.)	Wt. Ea. (Lbs.)
3MR-99-09	9390-4033	33	3.90	.01
3MR-111-09	9390-4037	37	4.37	.01
3MR-123-09	9390-4041	41	4.84	.01
3MR-129-09	9390-4043	43	5.08	.01
3MR-159-09	9390-4053	53	6.26	.01
3MR-165-09	9390-4055	55	6.50	.01
3MR-180-09	9390-4060	60	7.09	.01
3MR-183-09	9390-4061	61	7.20	.01
3MR-189-09	9390-4063	63	7.44	.01
3MR-201-09	9390-4067	67	7.91	.01
3MR-219-09	9390-4073	73	8.62	.01
3MR-225-09	9390-4075	75	8.86	.01
3MR-240-09	9390-4080	80	9.45	.01
3MR-243-09	9390-4081	81	9.57	.01
3MR-255-09	9390-4085	85	10.04	.01

Part No.	Product No.	No. of Teeth	Pitch Length (In.)	Wt. Ea. (Lbs.)
3MR-267-09	9390-4089	89	10.51	.01
3MR-282-09	9390-4094	94	11.10	.01
3MR-291-09	9390-4097	97	11.46	.01
3MR-300-09	9390-4100	100	11.81	.01
3MR-339-09	9390-4113	113	13.35	.01
3MR-348-09	9390-4116	116	13.70	.01
3MR-357-09	9390-4119	119	14.06	.01
3MR-360-09	9390-4120	120	14.17	.01
3MR-375-09	9390-4125	125	14.76	.01
3MR-393-09	9390-4131	131	15.47	.02
3MR-414-09	9390-4138	138	16.30	.02
3MR-420-09	9390-4140	140	16.54	.02
3MR-447-09	9390-4149	149	17.60	.02
3MR-450-09	9390-4150	150	17.72	.02
3MR-474-09	9390-4158	158	18.66	.02





## PowerGrip® GT®2 Belts - 2MR and 3MR

### Product No. Series 9390 (continued)

#### 3MR Pitch — 9mm Wide (continued)

Part No.	Product No.	No. of Teeth	Pitch Length (In.)	Wt. Ea. (Lbs.)
3MR-480-09	9390-4160	160	18.90	.02
3MR-483-09	9390-4161	161	19.02	.02
3MR-489-09	9390-4163	163	19.25	.02
3MR-504-09	9390-4168	168	19.84	.02
3MR-537-09	9390-4179	179	21.14	.02
3MR-552-09	9390-4184	184	21.73	.02
3MR-564-09	9390-4188	188	22.20	.02
3MR-600-09	9390-4200	200	23.62	.03
3MR-630-09	9390-4210	210	24.80	.03
3MR-684-09	9390-4228	228	26.93	.03

Part No.	Product No.	No. of Teeth	Pitch Length (In.)	Wt. Ea. (Lbs.)
3MR-735-09	9390-4245	245	28.94	.03
3MR-750-09	9390-4250	250	29.53	.04
3MR-786-09	9390-4262	262	30.94	.04
3MR-840-09	9390-4280	280	33.07	.04
3MR-945-09	9390-4315	315	37.20	.04
3MR-1050-09	9390-4350	350	41.34	.05
3MR-1080-09	9390-4360	360	42.52	.05
3MR-1536-09	9390-4512	512	60.47	.07
3MR-1587-09	9390-4529	529	62.48	.08
3MR-2061-09	9390-4687	687	81.14	.10

#### 3MR Pitch — 15mm Wide

Part No.	Product No.	No. of Teeth	Pitch Length (In.)	Wt. Ea. (Lbs.)
3MR-99-15	9390-5033	33	3.90	.01
3MR-111-15	9390-5037	37	4.37	.01
3MR-123-15	9390-5041	41	4.84	.01
3MR-129-15	9390-5043	43	5.08	.02
3MR-159-15	9390-5053	53	6.26	.02
3MR-165-15	9390-5055	55	6.50	.01
3MR-180-15	9390-5060	60	7.09	.02
3MR-183-15	9390-5061	61	7.20	.02
3MR-189-15	9390-5063	63	7.44	.01
3MR-201-15	9390-5067	67	7.91	.02
3MR-219-15	9390-5073	73	8.62	.01
3MR-225-15	9390-5075	75	8.86	.02
3MR-240-15	9390-5080	80	9.45	.02
3MR-243-15	9390-5081	81	9.57	.02
3MR-255-15	9390-5085	85	10.04	.02
3MR-267-15	9390-5089	89	10.51	.02
3MR-282-15	9390-5094	94	11.10	.02
3MR-291-15	9390-5097	97	11.46	.02
3MR-300-15	9390-5100	100	11.81	.02
3MR-339-15	9390-5113	113	13.35	.03
3MR-348-15	9390-5116	116	13.70	.03
3MR-357-15	9390-5119	119	14.06	.03
3MR-360-15	9390-5120	120	14.17	.03
3MR-375-15	9390-5125	125	14.76	.03
3MR-393-15	9390-5131	131	15.47	.03

Part No.	Product No.	No. of Teeth	Pitch Length (In.)	Wt. Ea. (Lbs.)
3MR-414-15	9390-5138	138	16.30	.04
3MR-420-15	9390-5140	140	16.54	.04
3MR-447-15	9390-5149	149	17.60	.04
3MR-450-15	9390-5150	150	17.72	.04
3MR-474-15	9390-5158	158	18.66	.04
3MR-480-15	9390-5160	160	18.90	.04
3MR-483-15	9390-5161	161	19.02	.04
3MR-489-15	9390-5163	163	19.25	.04
3MR-504-15	9390-5168	168	19.84	.04
3MR-537-15	9390-5179	179	21.14	.04
3MR-552-15	9390-5184	184	21.73	.04
3MR-564-15	9390-5188	188	22.20	.04
3MR-600-15	9390-5200	200	23.62	.05
3MR-630-15	9390-5210	210	24.80	.06
3MR-684-15	9390-5228	228	26.93	.06
3MR-735-15	9390-5245	245	28.94	.07
3MR-750-15	9390-5250	250	29.53	.07
3MR-786-15	9390-5262	262	30.94	.07
3MR-840-15	9390-5280	280	33.07	.07
3MR-945-15	9390-5315	315	37.20	.08
3MR-1050-15	9390-5350	350	41.34	.10
3MR-1080-15	9390-5360	360	42.52	.10
3MR-1536-15	9390-5512	512	60.47	.14
3MR-1587-15	9390-5529	529	62.48	.15
3MR-2061-15	9390-5687	687	81.14	.20





## PowerGrip® GT® 2 Belts - 5MR

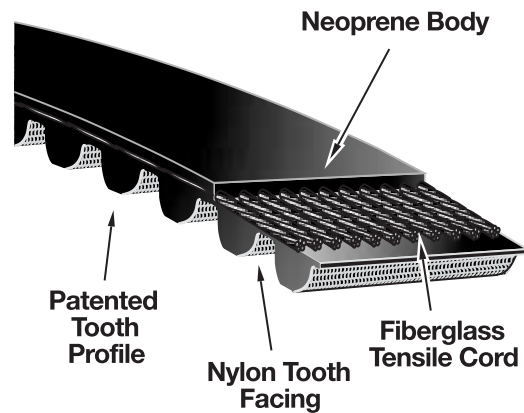
The highest density 5mm rubber belt, the PowerGrip GT2 belt has twice the load carrying capacity of its predecessor HTD®. In addition, less width is required compared to HTD, allowing lighter, more compact drives.

### Markets/Applications

PowerGrip GT2 belts are suitable for many applications such as HVAC, office machines, machine tools, hand power tools, postage handling, spindle drives, food processors, sewing machines, robotics, linear and light package conveyor.

### Features/Advantages

- **Fiberglass tensile cord** provides high strength, excellent flex life, and high resistance to elongation.
- **Neoprene body** provides protection against grime, grease, oil, and moisture.
- **Nylon tooth facing** provides a durable wear surface for long service life.
- Gates **patented tooth profile** is designed for use with a specific sprocket groove profile. The sprocket groove-belt tooth combination increases capacity, while improving registration.
- PowerGrip GT2 has more tooth ratchet resistance than HTD.
- Eliminates lubrication and re-tensioning reduce maintenance and labor as compared to roller chain drives.
- PowerGrip GT2 belt/sprocket combinations match or exceed the positional accuracy of PowerGrip Timing belt/pulley systems.



### Recommended Sprockets

PowerGrip GT2 and Poly Chain® GT®

### Notes

PowerGrip GT2 part numbers are comprised of pitch, pitch length and width. For example; part number 5MR-400-09 denotes a 5mm pitch, 400mm pitch length and 9mm width.

Belt **pitch** is the distance in millimeters between two adjacent tooth centers as measured on the pitch line of the belt. Belt **pitch length** is the total length (circumference) in millimeters as measured along the pitch line. The theoretical pitch line of a PowerGrip GT2 belt lies within the tensile member.

## Product No. Series 9390

### 5MR Pitch — 9mm Wide

Part No.	Product No.	No. of Teeth	Pitch Length (In.)	Wt. Ea. (Lbs.)
5MR-300-09	9390-6060	60	11.81	.02
5MR-355-09	9390-6071	71	13.98	.02
5MR-375-09	9390-6075	75	14.76	.02
5MR-400-09	9390-6080	80	15.75	.03
5MR-405-09	9390-6081	81	15.95	.03
5MR-425-09	9390-6085	85	16.73	.03
5MR-450-09	9390-6090	90	17.72	.03
5MR-500-09	9390-6100	100	19.69	.04
5MR-535-09	9390-6107	107	21.06	.04
5MR-565-09	9390-6113	113	22.24	.04
5MR-575-09	9390-6115	115	22.64	.04
5MR-580-09	9390-6116	116	22.83	.05
5MR-600-09	9390-6120	120	23.62	.05
5MR-625-09	9390-6125	125	24.61	.05
5MR-650-09	9390-6130	130	25.59	.05

Part No.	Product No.	No. of Teeth	Pitch Length (In.)	Wt. Ea. (Lbs.)
5MR-700-09	9390-6140	140	27.56	.05
5MR-750-09	9390-6150	150	29.53	.06
5MR-800-09	9390-6160	160	31.50	.06
5MR-815-09	9390-6163	163	32.09	.06
5MR-850-09	9390-6170	170	33.46	.06
5MR-900-09	9390-6180	180	35.43	.07
5MR-1000-09	9390-6200	200	39.37	.07
5MR-1150-09	9390-6230	230	45.28	.08
5MR-1300-09	9390-6260	260	51.18	.10
5MR-1450-09	9390-6290	290	57.09	.11
5MR-1600-09	9390-6320	320	62.99	.12
5MR-1720-09	9390-6344	344	67.72	.13
5MR-1755-09	9390-6351	351	69.09	.13
5MR-2100-09	9390-6420	420	82.67	.17

### 5MR Pitch — 15mm Wide

Part No.	Product No.	No. of Teeth	Pitch Length (In.)	Wt. Ea. (Lbs.)
5MR-300-15	9390-7060	60	11.81	.04
5MR-355-15	9390-7071	71	13.98	.04
5MR-375-15	9390-7075	75	14.76	.05
5MR-400-15	9390-7080	80	15.75	.05
5MR-405-15	9390-7081	81	15.95	.05

Part No.	Product No.	No. of Teeth	Pitch Length (In.)	Wt. Ea. (Lbs.)
5MR-425-15	9390-7085	85	16.73	.05
5MR-450-15	9390-7090	90	17.72	.06
5MR-500-15	9390-7100	100	19.69	.06
5MR-535-15	9390-7107	107	21.06	.07
5MR-565-15	9390-7113	113	22.24	.07





## PowerGrip® GT<sup>®</sup>2 Belts - 5MR

### Product No. Series 9390 (continued)

#### 5MR Pitch — 15mm Wide (continued)

Part No.	Product No.	No. of Teeth	Pitch Length (In.)	Wt. Ea. (Lbs.)
5MR-575-15	9390-7115	115	22.64	.07
5MR-580-15	9390-7116	116	22.83	.07
5MR-600-15	9390-7120	120	23.62	.07
5MR-625-15	9390-7125	125	24.61	.07
5MR-650-15	9390-7130	130	25.59	.10
5MR-700-15	9390-7140	140	27.56	.10
5MR-750-15	9390-7150	150	29.53	.10
5MR-800-15	9390-7160	160	31.50	.10
5MR-815-15	9390-7163	163	32.09	.10
5MR-850-15	9390-7170	170	33.46	.10

Part No.	Product No.	No. of Teeth	Pitch Length (In.)	Wt. Ea. (Lbs.)
5MR-900-15	9390-7180	180	35.43	.10
5MR-1000-15	9390-7200	200	39.37	.13
5MR-1150-15	9390-7230	230	45.28	.15
5MR-1300-15	9390-7260	260	51.18	.17
5MR-1450-15	9390-7290	290	57.09	.19
5MR-1600-15	9390-7320	320	62.99	.20
5MR-1720-15	9390-7344	344	67.72	.22
5MR-1755-15	9390-7351	351	69.09	.22
5MR-2100-15	9390-7420	420	82.68	.27

#### 5MR Pitch — 25mm Wide

Part No.	Product No.	No. of Teeth	Pitch Length (In.)	Wt. Ea. (Lbs.)
5MR-300-25	9390-8060	60	11.81	.07
5MR-355-25	9390-8071	71	13.98	.07
5MR-375-25	9390-8075	75	14.76	.07
5MR-400-25	9390-8080	80	15.75	.07
5MR-405-25	9390-8081	81	15.95	.08
5MR-425-25	9390-8085	85	16.73	.07
5MR-450-25	9390-8090	90	17.72	.10
5MR-500-25	9390-8100	100	19.69	.10
5MR-535-25	9390-8107	107	21.06	.10
5MR-565-25	9390-8113	113	22.24	.10
5MR-575-25	9390-8115	115	22.64	.10
5MR-580-25	9390-8116	116	22.83	.10
5MR-600-25	9390-8120	120	23.62	.10
5MR-625-25	9390-8125	125	24.61	.10
5MR-650-25	9390-8130	130	25.59	.15

Part No.	Product No.	No. of Teeth	Pitch Length (In.)	Wt. Ea. (Lbs.)
5MR-700-25	9390-8140	140	27.56	.15
5MR-750-25	9390-8150	150	29.53	.15
5MR-800-25	9390-8160	160	31.50	.15
5MR-815-25	9390-8163	163	32.09	.20
5MR-850-25	9390-8170	170	33.46	.20
5MR-900-25	9390-8180	180	35.43	.20
5MR-1000-25	9390-8200	200	39.37	.20
5MR-1150-25	9390-8230	230	45.28	.25
5MR-1300-25	9390-8260	260	51.18	.30
5MR-1450-25	9390-8290	290	57.09	.35
5MR-1600-25	9390-8320	320	62.99	.37
5MR-1720-25	9390-8344	344	67.72	.40
5MR-1755-25	9390-8351	351	69.09	.50
5MR-2100-25	9390-8420	420	82.68	.53





## PowerGrip® GT®2 Belts - 8M and 14M

Reduce both acquisition costs and transaction costs by designing with PowerGrip GT2. The PowerGrip GT2 belt has two times the rating of competitive RPP® belts, and its predecessors PowerGrip GT and HTD® belts. PowerGrip GT2 drive systems offer the largest selection of belts and sprockets in the industry. At reduced widths, PowerGrip GT2 belts can be used as a direct replacement for most 1.0 and 1.5 rated 8mm and 14mm pitch rubber curvilinear synchronous belts.

### Markets/Applications

PowerGrip GT2 belts are suitable for many applications such as HVAC, textile, printing, machine tools, food processing, conveyors, packaging, agriculture, pumps, compressors, centrifuges, laundry, pulp and paper.

### Features/Advantages

- **Fiberglass tensile cord** provides high strength, excellent flex life, and high resistance to elongation.
- **Neoprene body** provides protection against grime, grease, oil, and moisture.
- **Nylon tooth facing** provides a durable wear surface for long service life.
- Gates **patented tooth profile** is designed for use with a specific sprocket groove profile. The sprocket groove-belt tooth combination increases capacity, while improving registration.
- PowerGrip GT2 has more tooth ratchet resistance than HTD
- Eliminates lubrication and re-tensioning reduce maintenance and labor as compared to roller chain drives.
- PowerGrip GT2 ACHE belts are available in 14mm pitch. A single twist cord helps prevent the belt from moving downward on vertical shaft ACHE applications.

### Recommended Sprockets

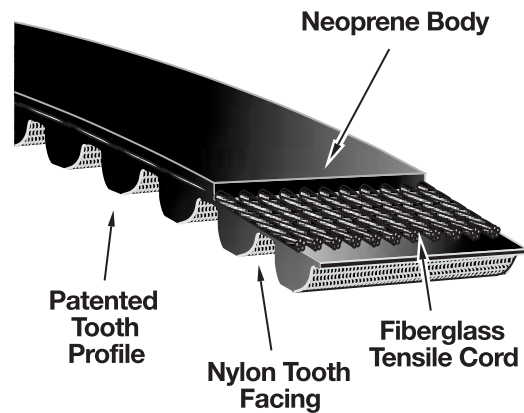
PowerGrip GT2 Sprockets

### Notes

PowerGrip GT2 part numbers are comprised of pitch, pitch length and width. For example; part number 3150-14MGT-55 denotes a 3150mm pitch length, 14mm pitch and 55mm width.

Belt **pitch** is the distance in millimeters between two adjacent tooth centers as measured on the pitch line of the belt. Belt **pitch length** is the total length (circumference) in millimeters as measured along the pitch line. The theoretical pitch line of a PowerGrip GT2 belt lies within the tensile member.

**WARNING:** New drive designs must use the PowerGrip GT2 sprockets, because of the high torque capacity of PowerGrip GT2 belts. Do not use HTD or RPP® profiled sprockets in new designs. PowerGrip GT2 belts can be used on existing HTD or HT100® sprockets as replacement belts, usually at the next narrowest width.



## Product No. Series 9207

### 8mm Pitch — 12mm Wide

Part No.	Product No.	No. of Teeth	Pitch Length (In.)	Wt. Ea. (Lbs.)
384-8MGT-12	9207-1200	48	15.12	.05
480-8MGT-12	9207-1201	60	18.90	.06
560-8MGT-12	9207-1202	70	22.05	.07
600-8MGT-12	9207-1203	75	23.62	.08
640-8MGT-12	9207-1204	80	25.20	.08
720-8MGT-12	9207-1205	90	28.35	.09
800-8MGT-12	9207-1206	100	31.50	.10
840-8MGT-12	9207-1207	105	33.07	.11
880-8MGT-12	9207-1208	110	34.65	.11
920-8MGT-12	9207-1209	115	36.22	.12
960-8MGT-12	9207-1210	120	37.80	.12
1040-8MGT-12	9207-1211	130	40.94	.13
1064-8MGT-12	9207-1212	133	41.89	.14
1104-8MGT-12	9207-1213	138	43.46	.14
1120-8MGT-12	9207-1214	140	44.09	.15
1160-8MGT-12	9207-1215	145	45.67	.15

Part No.	Product No.	No. of Teeth	Pitch Length (In.)	Wt. Ea. (Lbs.)
1200-8MGT-12	9207-1216	150	47.24	.15
1224-8MGT-12	9207-1217	153	48.19	.16
1280-8MGT-12	9207-1218	160	50.39	.16
1440-8MGT-12	9207-1219	180	56.69	.22
1512-8MGT-12	9207-1220	189	59.53	.19
1584-8MGT-12	9207-1221	198	62.36	.20
1600-8MGT-12	9207-1222	200	62.99	.20
1760-8MGT-12	9207-1223	220	69.29	.22
1800-8MGT-12	9207-1224	225	70.87	.23
2000-8MGT-12	9207-1225	250	78.74	.25
2200-8MGT-12	9207-1226	275	86.61	.28
2400-8MGT-12	9207-1227	300	94.49	.30
2600-8MGT-12	9207-1228	325	102.36	.33
2800-8MGT-12	9207-1229	350	110.24	.35
3280-8MGT-12	9207-1230	410	129.13	.41







## PowerGrip® GT®2 Belts - 8M and 14M

### Product No. Series 9207 (continued)

#### 8mm Pitch — 20mm Wide

Part No.	Product No.	No. of Teeth	Pitch Length (In.)	Wt. Ea. (Lbs.)
384-8MGT-20	9207-1021	48	15.12	.09
480-8MGT-20	9207-0001	60	18.90	.11
560-8MGT-20	9207-0005	70	22.05	.15
600-8MGT-20	9207-0009	75	23.62	.15
640-8MGT-20	9207-0013	80	25.20	.16
720-8MGT-20	9207-0017	90	28.35	.19
800-8MGT-20	9207-0021	100	31.50	.20
840-8MGT-20	9207-1025	105	33.07	.20
880-8MGT-20	9207-0025	110	34.65	.20
920-8MGT-20	9207-1001	115	36.22	.20
960-8MGT-20	9207-0029	120	37.80	.20
1040-8MGT-20	9207-0033	130	40.94	.25
1064-8MGT-20	9207-1005	133	41.89	.25
1104-8MGT-20	9207-1037	138	43.46	.25
1120-8MGT-20	9207-0037	140	44.09	.25
1160-8MGT-20	9207-1009	145	45.67	.25
1200-8MGT-20	9207-0041	150	47.24	.30

Part No.	Product No.	No. of Teeth	Pitch Length (In.)	Wt. Ea. (Lbs.)
1224-8MGT-20	9207-1029	153	48.19	.30
1280-8MGT-20	9207-0045	160	50.39	.30
1440-8MGT-20	9207-0049	180	56.69	.35
1512-8MGT-20	9207-1013	189	59.53	.37
1584-8MGT-20	9207-1017	198	62.36	.39
1600-8MGT-20	9207-0053	200	62.99	.40
1760-8MGT-20	9207-0057	220	69.29	.45
1800-8MGT-20	9207-0061	225	70.87	.45
2000-8MGT-20	9207-0065	250	78.74	.51
2200-8MGT-20	9207-1033	275	86.62	.55
2400-8MGT-20	9207-0069	300	94.49	.60
2600-8MGT-20	9207-0077	325	102.36	.65
2800-8MGT-20	9207-0073	350	110.24	.70
3048-8MGT-20	9207-0081	381	120.00	.75
3280-8MGT-20	9207-0085	410	129.13	.84
3600-8MGT-20	9207-0089	450	141.73	.95
4400-8MGT-20	9207-0093	550	173.23	1.15

#### 8mm Pitch — 30mm Wide

Part No.	Product No.	No. of Teeth	Pitch Length (In.)	Wt. Ea. (Lbs.)
384-8MGT-30	9207-1022	48	15.12	.15
480-8MGT-30	9207-0002	60	18.90	.20
560-8MGT-30	9207-0006	70	22.05	.20
600-8MGT-30	9207-0010	75	23.62	.21
640-8MGT-30	9207-0014	80	25.20	.24
720-8MGT-30	9207-0018	90	28.35	.25
800-8MGT-30	9207-0022	100	31.50	.25
840-8MGT-30	9207-1026	105	33.07	.30
880-8MGT-30	9207-0026	110	34.65	.30
920-8MGT-30	9207-1002	115	36.22	.35
960-8MGT-30	9207-0030	120	37.80	.35
1040-8MGT-30	9207-0034	130	40.94	.35
1064-8MGT-30	9207-1006	133	41.89	.40
1104-8MGT-30	9207-1038	138	43.46	.46
1120-8MGT-30	9207-0038	140	44.09	.40
1160-8MGT-30	9207-1010	145	45.67	.45
1200-8MGT-30	9207-0042	150	47.24	.45

Part No.	Product No.	No. of Teeth	Pitch Length (In.)	Wt. Ea. (Lbs.)
1224-8MGT-30	9207-1030	153	48.19	.45
1280-8MGT-30	9207-0046	160	50.39	.45
1440-8MGT-30	9207-0050	180	56.69	.52
1512-8MGT-30	9207-1014	189	59.53	.55
1584-8MGT-30	9207-1018	198	62.36	.60
1600-8MGT-30	9207-0054	200	62.99	.60
1760-8MGT-30	9207-0058	220	69.29	.65
1800-8MGT-30	9207-0062	225	70.87	.65
2000-8MGT-30	9207-0066	250	78.74	.70
2200-8MGT-30	9207-1034	275	86.61	.80
2400-8MGT-30	9207-0070	300	94.49	.88
2600-8MGT-30	9207-0078	325	102.36	.92
2800-8MGT-30	9207-0074	350	110.24	1.00
3048-8MGT-30	9207-0082	381	120.00	1.20
3280-8MGT-30	9207-0086	410	129.13	1.16
3600-8MGT-30	9207-0090	450	141.73	1.28
4400-8MGT-30	9207-0094	550	173.23	1.70

#### 8mm Pitch — 50mm Wide

Part No.	Product No.	No. of Teeth	Pitch Length (In.)	Wt. Ea. (Lbs.)
384-8MGT-50	9207-1023	48	15.12	.20
480-8MGT-50	9207-0003	60	18.90	.30
560-8MGT-50	9207-0007	70	22.05	.32
600-8MGT-50	9207-0011	75	23.62	.35
640-8MGT-50	9207-0015	80	25.20	.40
720-8MGT-50	9207-0019	90	28.35	.45
800-8MGT-50	9207-0023	100	31.50	.50
840-8MGT-50	9207-1027	105	33.07	.50
880-8MGT-50	9207-0027	110	34.65	.55
920-8MGT-50	9207-1003	115	36.22	.60
960-8MGT-50	9207-0031	120	37.80	.60
1040-8MGT-50	9207-0035	130	40.94	.65
1064-8MGT-50	9207-1007	133	41.89	.65
1104-8MGT-50	9207-1039	138	43.46	.65
1120-8MGT-50	9207-0039	140	44.09	.65
1160-8MGT-50	9207-1011	145	45.67	.70
1200-8MGT-50	9207-0043	150	47.24	.75

Part No.	Product No.	No. of Teeth	Pitch Length (In.)	Wt. Ea. (Lbs.)
1224-8MGT-50	9207-1031	153	48.19	.75
1280-8MGT-50	9207-0047	160	50.39	.75
1440-8MGT-50	9207-0051	180	56.69	.90
1512-8MGT-50	9207-1015	189	59.53	.95
1584-8MGT-50	9207-1019	198	62.36	1.00
1600-8MGT-50	9207-0055	200	62.99	1.00
1760-8MGT-50	9207-0059	220	69.29	1.10
1800-8MGT-50	9207-0063	225	70.87	1.10
2000-8MGT-50	9207-0067	250	78.74	1.30
2200-8MGT-50	9207-1035	275	86.61	1.35
2400-8MGT-50	9207-0071	300	94.49	1.50
2600-8MGT-50	9207-0079	325	102.36	1.60
2800-8MGT-50	9207-0075	350	110.24	1.70
3048-8MGT-50	9207-0083	381	120.00	1.90
3280-8MGT-50	9207-0087	410	129.13	2.00
3600-8MGT-50	9207-0091	450	141.73	2.35
4400-8MGT-50	9207-0095	550	173.23	2.75

POWERGRIP GT2 BELTS





## PowerGrip® GT® 2 Belts - 8M and 14M

### Product No. Series 9207 (continued)

#### 8mm Pitch — 85mm Wide

Part No.	Product No.	No. of Teeth	Pitch Length (In.)	Wt. Ea. (Lbs.)
384-8MGT-85	9207-1024	48	15.12	.40
480-8MGT-85	9207-0004	60	18.90	.50
560-8MGT-85	9207-0008	70	22.05	.55
600-8MGT-85	9207-0012	75	23.62	.65
640-8MGT-85	9207-0016	80	25.20	.70
720-8MGT-85	9207-0020	90	28.35	.75
800-8MGT-85	9207-0024	100	31.50	.85
840-8MGT-85	9207-1028	105	33.07	.90
880-8MGT-85	9207-0028	110	34.65	.95
920-8MGT-85	9207-1004	115	36.22	1.00
960-8MGT-85	9207-0032	120	37.80	.95
1040-8MGT-85	9207-0036	130	40.94	1.10
1064-8MGT-85	9207-1008	133	41.89	1.05
1104-8MGT-85	9207-1040	138	43.46	1.30
1120-8MGT-85	9207-0040	140	44.09	1.20
1160-8MGT-85	9207-1012	146	45.83	1.20
1200-8MGT-85	9207-0044	150	47.24	1.25

Part No.	Product No.	No. of Teeth	Pitch Length (In.)	Wt. Ea. (Lbs.)
1224-8MGT-85	9207-1032	153	48.19	1.30
1280-8MGT-85	9207-0048	160	50.39	1.31
1440-8MGT-85	9207-0052	180	56.69	1.55
1512-8MGT-85	9207-1016	189	59.53	1.60
1584-8MGT-85	9207-1020	198	62.36	1.65
1600-8MGT-85	9207-0056	200	62.99	1.75
1760-8MGT-85	9207-0060	220	69.29	1.90
1800-8MGT-85	9207-0064	225	70.87	1.95
2000-8MGT-85	9207-0068	250	78.74	2.10
2200-8MGT-85	9207-1036	275	86.61	2.30
2400-8MGT-85	9207-0072	300	94.49	2.50
2600-8MGT-85	9207-0080	325	102.36	2.80
2800-8MGT-85	9207-0076	350	110.24	3.00
3048-8MGT-85	9207-0084	381	120.00	3.35
3280-8MGT-85	9207-0088	410	129.13	3.65
3600-8MGT-85	9207-0092	450	141.73	3.90
4400-8MGT-85	9207-0096	550	173.23	4.80

#### 14mm Pitch — 40mm Wide

Part No.	Product No.	No. of Teeth	Pitch Length (In.)	Wt. Ea. (Lbs.)
966-14MGT-40	9207-0100	69	38.03	1.30
1190-14MGT-40	9207-0105	85	46.85	1.50
1400-14MGT-40	9207-0110	100	55.12	1.65
1610-14MGT-40	9207-0115	115	63.39	1.85
1778-14MGT-40	9207-0120	127	70.00	1.95
1890-14MGT-40	9207-0125	135	74.41	2.05
2100-14MGT-40	9207-0130	150	82.68	2.35
2310-14MGT-40	9207-0135	165	90.94	2.45
2450-14MGT-40	9207-0140	175	96.46	2.55
2590-14MGT-40	9207-0145	185	101.97	2.65
2800-14MGT-40	9207-0150	200	110.24	2.80

Part No.	Product No.	No. of Teeth	Pitch Length (In.)	Wt. Ea. (Lbs.)
3150-14MGT-40	9207-0155	225	124.02	3.10
3360-14MGT-40	9207-0180	240	132.28	3.40
3500-14MGT-40	9207-0160	250	137.80	3.50
3850-14MGT-40	9207-0165	275	151.57	3.80
4326-14MGT-40	9207-0170	309	170.31	4.20
4578-14MGT-40	9207-0175	327	180.24	4.40
4956-14MGT-40	9207-0185	354	195.12	4.80
5320-14MGT-40	9207-0190	380	209.45	5.10
5740-14MGT-40	9207-0195	410	225.98	5.40
6160-14MGT-40	9207-0200	440	242.52	5.70
6860-14MGT-40	9207-0205	490	270.08	6.40

#### 14mm Pitch — 55mm Wide

Part No.	Product No.	No. of Teeth	Pitch Length (In.)	Wt. Ea. (Lbs.)
966-14MGT-55	9207-0101	69	38.03	1.65
1190-14MGT-55	9207-0106	85	46.85	1.90
1400-14MGT-55	9207-0111	100	55.12	2.10
1610-14MGT-55	9207-0116	115	63.39	2.35
1778-14MGT-55	9207-0121	127	70.00	2.55
1890-14MGT-55	9207-0126	135	74.41	2.70
2100-14MGT-55	9207-0131	150	82.68	2.95
2310-14MGT-55	9207-0136	165	90.94	3.15
2450-14MGT-55	9207-0141	175	96.46	3.35
2590-14MGT-55	9207-0146	185	101.97	3.50
2800-14MGT-55	9207-0151	200	110.24	3.70

Part No.	Product No.	No. of Teeth	Pitch Length (In.)	Wt. Ea. (Lbs.)
3150-14MGT-55	9207-0156	225	124.02	4.10
3360-14MGT-55	9207-0181	240	132.28	4.40
3500-14MGT-55	9207-0161	250	137.80	4.60
3850-14MGT-55	9207-0166	275	151.57	5.00
4326-14MGT-55	9207-0171	309	170.31	5.60
4578-14MGT-55	9207-0176	327	180.24	6.20
4956-14MGT-55	9207-0186	354	195.12	6.50
5320-14MGT-55	9207-0191	380	209.45	6.95
5740-14MGT-55	9207-0196	410	225.98	7.50
6160-14MGT-55	9207-0201	440	242.52	8.00
6860-14MGT-55	9207-0206	490	270.08	8.75

#### 14mm Pitch — 85mm Wide

Part No.	Product No.	No. of Teeth	Pitch Length (In.)	Wt. Ea. (Lbs.)
966-14MGT-85	9207-0102	69	38.03	3.10
1190-14MGT-85	9207-0107	85	46.85	3.35
1400-14MGT-85	9207-0112	100	55.12	3.75
1610-14MGT-85	9207-0117	115	63.39	4.25
1778-14MGT-85	9207-0122	127	70.00	4.50
1890-14MGT-85	9207-0127	135	74.41	4.65

Part No.	Product No.	No. of Teeth	Pitch Length (In.)	Wt. Ea. (Lbs.)
2100-14MGT-85	9207-0132	150	82.68	5.00
2310-14MGT-85	9207-0137	165	90.94	5.40
2450-14MGT-85	9207-0142	175	96.46	5.70
2590-14MGT-85	9207-0147	185	101.97	5.85
2800-14MGT-85	9207-0152	200	110.24	6.20
3150-14MGT-85	9207-0157	225	124.02	6.90





## PowerGrip® GT®2 Belts - 8M and 14M

### Product No. Series 9207 (continued)

#### 14mm Pitch — 85mm Wide (continued)

Part No.	Product No.	No. of Teeth	Pitch Length (In.)	Wt. Ea. (Lbs.)
3360-14MGT-85	9207-0182	240	132.28	7.20
3500-14MGT-85	9207-0162	250	137.80	7.40
3850-14MGT-85	9207-0167	275	151.57	8.00
4326-14MGT-85	9207-0172	309	170.31	8.80
4578-14MGT-85	9207-0177	327	180.24	9.35

Part No.	Product No.	No. of Teeth	Pitch Length (In.)	Wt. Ea. (Lbs.)
4956-14MGT-85	9207-0187	354	195.12	9.85
5320-14MGT-85	9207-0192	380	209.45	10.45
5740-14MGT-85	9207-0197	410	225.98	11.35
6160-14MGT-85	9207-0202	440	242.52	12.10
6860-14MGT-85	9207-0207	490	270.08	14.30

#### 14mm Pitch — 115mm Wide

Part No.	Product No.	No. of Teeth	Pitch Length (In.)	Wt. Ea. (Lbs.)
966-14MGT-115	9207-0103	69	38.03	3.50
1190-14MGT-115	9207-0108	85	46.85	4.00
1400-14MGT-115	9207-0113	100	55.12	4.65
1610-14MGT-115	9207-0118	115	63.39	5.15
1778-14MGT-115	9207-0123	127	70.00	5.55
1890-14MGT-115	9207-0128	135	74.41	5.90
2100-14MGT-115	9207-0133	150	82.68	6.25
2310-14MGT-115	9207-0138	165	90.94	6.50
2450-14MGT-115	9207-0143	175	96.46	7.25
2590-14MGT-115	9207-0148	185	101.97	7.45
2800-14MGT-115	9207-0153	200	110.24	8.10

Part No.	Product No.	No. of Teeth	Pitch Length (In.)	Wt. Ea. (Lbs.)
3150-14MGT-115	9207-0158	225	124.02	8.75
3360-14MGT-115	9207-0183	240	132.28	9.10
3500-14MGT-115	9207-0163	250	137.80	10.00
3850-14MGT-115	9207-0168	275	151.57	8.97
4326-14MGT-115	9207-0173	309	170.31	11.55
4578-14MGT-115	9207-0178	327	180.24	12.10
4956-14MGT-115	9207-0188	354	195.12	13.00
5320-14MGT-115	9207-0193	380	209.45	14.55
5740-14MGT-115	9207-0198	410	225.98	15.50
6160-14MGT-115	9207-0203	440	242.52	16.84
6860-14MGT-115	9207-0208	490	270.08	18.40

#### 14mm Pitch — 170mm Wide

Part No.	Product No.	No. of Teeth	Pitch Length (In.)	Wt. Ea. (Lbs.)
966-14MGT-170	9207-0104	69	38.03	3.30
1190-14MGT-170	9207-0109	85	46.85	4.08
1400-14MGT-170	9207-0114	100	55.12	5.10
1610-14MGT-170	9207-0119	115	63.39	5.55
1778-14MGT-170	9207-0124	127	70.00	6.50
1890-14MGT-170	9207-0129	135	74.41	7.00
2100-14MGT-170	9207-0134	150	82.68	7.35
2310-14MGT-170	9207-0139	165	90.94	8.05
2450-14MGT-170	9207-0144	175	96.46	8.43
2590-14MGT-170	9207-0149	185	101.97	9.00
2800-14MGT-170	9207-0154	200	110.24	9.50

Part No.	Product No.	No. of Teeth	Pitch Length (In.)	Wt. Ea. (Lbs.)
3150-14MGT-170	9207-0159	225	124.02	13.80
3360-14MGT-170	9207-0184	240	132.28	11.75
3500-14MGT-170	9207-0164	250	137.80	12.50
3850-14MGT-170	9207-0169	275	151.57	14.00
4326-14MGT-170	9207-0174	309	170.31	15.15
4578-14MGT-170	9207-0179	327	180.24	18.40
4956-14MGT-170	9207-0189	354	195.12	17.08
5320-14MGT-170	9207-0194	380	209.45	18.50
5740-14MGT-170	9207-0199	410	225.98	20.50
6160-14MGT-170	9207-0204	440	242.52	21.75
6860-14MGT-170	9207-0209	490	270.08	24.00

#### 14mm Pitch PowerGrip® GT®2 ACHE Belts — 40, 55 and 85mm Wide

Part No.	Product No.	No. of Teeth	Pitch Length (In.)	Wt. Ea. (Lbs.)
3150-14MGT-40F	9207-0589	225	124.01	3.65
3150-14MGT-55F	9207-0593	225	124.01	3.80
3150-14MGT-85F	9207-0597	225	124.01	6.80
3360-14MGT-40F	9207-0590	240	132.28	3.90
3360-14MGT-55F	9207-0594	240	132.28	4.20
3360-14MGT-85F	9207-0598	240	132.28	6.40

Part No.	Product No.	No. of Teeth	Pitch Length (In.)	Wt. Ea. (Lbs.)
3500-14MGT-40F	9207-0591	250	137.79	4.00
3500-14MGT-55F	9207-0595	250	137.79	4.50
3500-14MGT-85F	9207-0599	250	137.79	6.50
3850-14MGT-40F	9207-0592	275	151.57	4.30
3850-14MGT-55F	9207-0596	275	151.57	5.20
3850-14MGT-85F	9207-0600	275	151.57	7.00





## PowerGrip® HTD® Belts

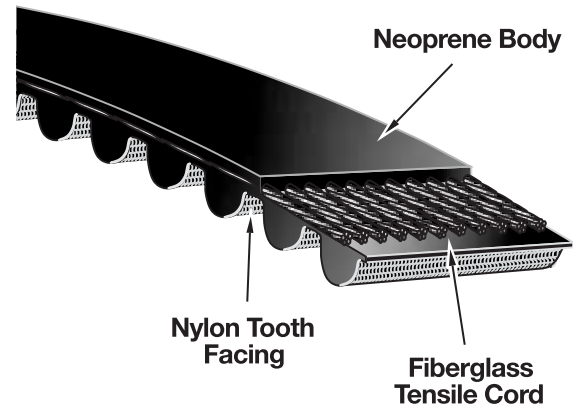
PowerGrip HTD belts have a larger, more robust tooth profile for increased capacity, as compared to timing belts.

### Markets/Applications

PowerGrip HTD belts are suitable for many applications including data storage, hand power tools, postage handling, food processors, office machines, centrifuges, money handling, medical diagnostic, sewing machines, ticket dispensers, robotics, vending machines and vacuum cleaners.

### Features/Advantages

- **Fiberglass tensile cord** provides high strength, excellent flex life, and high resistance to elongation.
- **Neoprene body** provides protection against grime, grease, oil, and moisture.
- **Nylon tooth facing** provides a durable wear surface for long service life.
- Thirty percent increase in horsepower ratings, as compared to traditional timing belts.
- Eliminates lubrication and re-tensioning to reduce maintenance and labor required on drives.



### Recommended Sprockets

PowerGrip HTD Sprockets

### Notes

PowerGrip HTD part numbers are comprised of pitch, pitch length and width. For example; part number 900-3M-15 denotes a 900mm pitch length, 3mm pitch and 15mm width.

Belt **pitch** is the distance in millimeters between two adjacent tooth centers as measured on the pitch line of the belt. Belt **pitch length** is the total length (circumference) in millimeters as measured along the pitch line. The theoretical pitch line of a PowerGrip HTD belt lies within the tensile member.

## Product No. Series 9293

### 3mm Pitch — 6mm Wide

Part No.	Product No.	No. of Teeth	Pitch Length (In.)	Wt. Ea. (Lbs.)
87-3M-06	9293-2000	29	3.43	.01
102-3M-06	9293-2001	34	4.02	.01
105-3M-06	9293-2002	35	4.13	.01
111-3M-06	9293-2003	37	4.37	.01
123-3M-06	9293-2004	41	4.84	.01
144-3M-06	9293-2005	48	5.67	.01
147-3M-06	9293-2006	49	5.79	.01
150-3M-06	9293-0300	50	5.91	.01
156-3M-06	9293-2007	52	6.14	.01
159-3M-06	9293-0301	53	6.26	.01
165-3M-06	9293-2008	55	6.50	.01
168-3M-06	9293-0302	56	6.61	.01
174-3M-06	9293-2009	58	6.85	.01
177-3M-06	9293-0303	59	6.97	.01
180-3M-06	9293-2010	60	7.09	.01
183-3M-06	9293-2011	61	7.20	.01
189-3M-06	9293-0304	63	7.44	.01
195-3M-06	9293-2012	65	7.68	.01
201-3M-06	9293-0305	67	7.91	.01
204-3M-06	9293-2013	68	8.03	.01
207-3M-06	9293-2014	69	8.15	.01
213-3M-06	9293-0306	71	8.39	.01
216-3M-06	9293-2015	72	8.50	.01
222-3M-06	9293-2016	74	8.74	.01
225-3M-06	9293-0307	75	8.86	.01
228-3M-06	9293-2017	76	8.98	.01
234-3M-06	9293-2018	78	9.21	.01
237-3M-06	9293-2019	79	9.33	.01
240-3M-06	9293-0308	80	9.45	.01
246-3M-06	9293-2020	82	9.69	.01

Part No.	Product No.	No. of Teeth	Pitch Length (In.)	Wt. Ea. (Lbs.)
252-3M-06	9293-0309	84	9.92	.01
255-3M-06	9293-0310	85	10.04	.01
258-3M-06	9293-2021	86	10.16	.01
261-3M-06	9293-2022	87	10.28	.01
264-3M-06	9293-2023	88	10.39	.01
267-3M-06	9293-0311	89	10.51	.01
276-3M-06	9293-2024	92	10.87	.01
282-3M-06	9293-2025	94	11.10	.01
285-3M-06	9293-0312	95	11.22	.01
288-3M-06	9293-2026	96	11.34	.01
291-3M-06	9293-2027	97	11.46	.01
297-3M-06	9293-2028	99	11.69	.01
300-3M-06	9293-0313	100	11.81	.01
312-3M-06	9293-0314	104	12.28	.01
315-3M-06	9293-2029	105	12.40	.01
318-3M-06	9293-0315	106	12.52	.01
324-3M-06	9293-2030	108	12.76	.01
330-3M-06	9293-2031	110	12.99	.01
333-3M-06	9293-2032	111	13.11	.01
336-3M-06	9293-2033	112	13.23	.01
339-3M-06	9293-0316	113	13.35	.01
345-3M-06	9293-2034	115	13.58	.01
357-3M-06	9293-0317	119	14.06	.01
360-3M-06	9293-2035	120	14.17	.01
363-3M-06	9293-0318	121	14.29	.01
366-3M-06	9293-2036	122	14.41	.01
369-3M-06	9293-2037	123	14.53	.01
381-3M-06	9293-2038	127	15.00	.01
384-3M-06	9293-0319	128	15.12	.02
387-3M-06	9293-2039	129	15.24	.02





**PowerGrip® HTD® Belts**

POWERGRIP HTD BELTS

**Product No. Series 9293 (continued)**

**3mm Pitch — 6mm Wide (continued)**

Part No.	Product No.	No. of Teeth	Pitch Length (In.)	Wt. Ea. (Lbs.)
390-3M-06	9293-0320	130	15.35	.02
396-3M-06	9293-2040	132	15.59	.02
399-3M-06	9293-0321	133	15.71	.02
405-3M-06	9293-2041	135	15.94	.02
411-3M-06	9293-2042	137	16.18	.02
417-3M-06	9293-2043	139	16.42	.02
420-3M-06	9293-0322	140	16.54	.02
426-3M-06	9293-2044	142	16.77	.02
432-3M-06	9293-2045	144	17.01	.02
435-3M-06	9293-2046	145	17.13	.02
438-3M-06	9293-2047	146	17.24	.02
444-3M-06	9293-2048	148	17.48	.02
447-3M-06	9293-0323	149	17.60	.02
459-3M-06	9293-2049	153	18.07	.02
468-3M-06	9293-2050	156	18.43	.02
471-3M-06	9293-2051	157	18.54	.02
474-3M-06	9293-0324	158	18.66	.02
480-3M-06	9293-2052	160	18.90	.02
486-3M-06	9293-0325	162	19.13	.02
489-3M-06	9293-2053	163	19.25	.02
492-3M-06	9293-2054	164	19.37	.02
501-3M-06	9293-0326	167	19.72	.02
510-3M-06	9293-2055	170	20.08	.02
513-3M-06	9293-0327	171	20.20	.02
519-3M-06	9293-2056	173	20.43	.02
525-3M-06	9293-2057	175	20.67	.02
528-3M-06	9293-2058	176	20.79	.02
531-3M-06	9293-0328	177	20.91	.02
537-3M-06	9293-2059	179	21.14	.02
558-3M-06	9293-2060	186	21.97	.02
564-3M-06	9293-0329	188	22.20	.02
570-3M-06	9293-2061	190	22.44	.02
576-3M-06	9293-2062	192	22.68	.02
585-3M-06	9293-2063	195	23.03	.02
591-3M-06	9293-2064	197	23.27	.02
597-3M-06	9293-0330	199	23.50	.02
600-3M-06	9293-2065	200	23.62	.02
606-3M-06	9293-2066	202	23.86	.02
609-3M-06	9293-2067	203	23.98	.02
612-3M-06	9293-2068	204	24.09	.02
627-3M-06	9293-2069	209	24.69	.02

Part No.	Product No.	No. of Teeth	Pitch Length (In.)	Wt. Ea. (Lbs.)
633-3M-06	9293-0331	211	24.92	.02
639-3M-06	9293-2070	213	25.16	.02
645-3M-06	9293-2071	215	25.39	.02
648-3M-06	9293-2072	216	25.51	.02
654-3M-06	9293-2073	218	25.75	.02
657-3M-06	9293-2074	219	25.87	.02
663-3M-06	9293-2075	221	26.10	.02
669-3M-06	9293-0332	223	26.34	.02
684-3M-06	9293-2076	228	26.93	.03
687-3M-06	9293-2077	229	27.05	.02
696-3M-06	9293-2078	232	27.40	.03
711-3M-06	9293-0333	237	27.99	.03
735-3M-06	9293-2079	245	28.94	.03
738-3M-06	9293-2080	246	29.06	.03
753-3M-06	9293-0334	251	29.65	.03
795-3M-06	9293-0335	265	31.30	.03
822-3M-06	9293-2081	274	32.36	.03
837-3M-06	9293-2082	279	32.95	.03
843-3M-06	9293-0336	281	33.19	.03
873-3M-06	9293-2083	291	34.37	.03
882-3M-06	9293-0337	294	34.72	.03
891-3M-06	9293-2084	297	35.08	.03
900-3M-06	9293-2085	300	35.43	.03
915-3M-06	9293-2086	305	36.02	.03
945-3M-06	9293-0338	315	37.20	.03
951-3M-06	9293-2087	317	37.44	.04
981-3M-06	9293-2088	327	38.62	.04
1002-3M-06	9293-0339	334	39.45	.04
1026-3M-06	9293-2089	342	40.39	.04
1035-3M-06	9293-2090	345	40.75	.04
1062-3M-06	9293-0340	354	41.81	.04
1125-3M-06	9293-0341	375	44.29	.04
1155-3M-06	9293-2091	385	45.47	.04
1191-3M-06	9293-0342	397	46.89	.04
1263-3M-06	9293-0343	421	49.72	.04
1500-3M-06	9293-2092	500	59.06	.05
1512-3M-06	9293-2093	504	59.53	.05
1587-3M-06	9293-2094	529	62.48	.05
1956-3M-06	9293-2095	652	77.01	.06
2004-3M-06	9293-2096	668	78.90	.07

**3mm Pitch — 9mm Wide**

Part No.	Product No.	No. of Teeth	Pitch Length (In.)	Wt. Ea. (Lbs.)
87-3M-09	9293-2200	29	3.43	.01
102-3M-09	9293-2201	34	4.02	.01
105-3M-09	9293-2202	35	4.13	.01
111-3M-09	9293-2203	37	4.37	.01
123-3M-09	9293-2204	41	4.84	.01
144-3M-09	9293-2205	48	5.67	.01
147-3M-09	9293-2206	49	5.79	.01
150-3M-09	9293-0344	50	5.91	.01
156-3M-09	9293-2207	52	6.14	.01
159-3M-09	9293-0345	53	6.26	.01
165-3M-09	9293-2208	55	6.50	.01
168-3M-09	9293-0346	56	6.61	.01
174-3M-09	9293-2209	58	6.85	.01
177-3M-09	9293-0347	59	6.97	.01
180-3M-09	9293-2210	60	7.09	.01

Part No.	Product No.	No. of Teeth	Pitch Length (In.)	Wt. Ea. (Lbs.)
183-3M-09	9293-2211	61	7.20	.01
189-3M-09	9293-0348	63	7.44	.01
195-3M-09	9293-2212	65	7.68	.01
201-3M-09	9293-0349	67	7.91	.01
204-3M-09	9293-2213	68	8.03	.01
207-3M-09	9293-2214	69	8.15	.01
213-3M-09	9293-0350	71	8.39	.01
216-3M-09	9293-2215	72	8.50	.01
222-3M-09	9293-2216	74	8.74	.01
225-3M-09	9293-0351	75	8.86	.01
228-3M-09	9293-2217	76	8.98	.01
234-3M-09	9293-2218	78	9.21	.01
237-3M-09	9293-2219	79	9.33	.01
240-3M-09	9293-0352	80	9.45	.01
246-3M-09	9293-2220	82	9.69	.01





# PowerGrip® HTD® Belts

POWERGRIP HTD BELTS

## Product No. Series 9293 (continued)

### 3mm Pitch — 9mm Wide (continued)

Part No.	Product No.	No. of Teeth	Pitch Length (In.)	Wt. Ea. (Lbs.)
252-3M-09	9293-0353	84	9.92	.01
255-3M-09	9293-0354	85	10.04	.02
258-3M-09	9293-2221	86	10.16	.02
261-3M-09	9293-2222	87	10.28	.02
264-3M-09	9293-2223	88	10.39	.02
267-3M-09	9293-0355	89	10.51	.02
276-3M-09	9293-2224	92	10.87	.02
282-3M-09	9293-2225	94	11.10	.02
285-3M-09	9293-0356	95	11.22	.02
288-3M-09	9293-2226	96	11.34	.02
291-3M-09	9293-2227	97	11.46	.02
297-3M-09	9293-2228	99	11.69	.02
300-3M-09	9293-0357	100	11.81	.02
312-3M-09	9293-0358	104	12.28	.02
315-3M-09	9293-2229	105	12.40	.02
318-3M-09	9293-0359	106	12.52	.02
324-3M-09	9293-2230	108	12.76	.02
330-3M-09	9293-2231	110	12.99	.02
333-3M-09	9293-2232	111	13.11	.02
336-3M-09	9293-2233	112	13.23	.02
339-3M-09	9293-0360	113	13.35	.02
345-3M-09	9293-2234	115	13.58	.02
357-3M-09	9293-0361	119	14.06	.02
360-3M-09	9293-2235	120	14.17	.02
363-3M-09	9293-0362	121	14.29	.02
366-3M-09	9293-2236	122	14.41	.02
369-3M-09	9293-2237	123	14.53	.02
381-3M-09	9293-2238	127	15.00	.02
384-3M-09	9293-0363	128	15.12	.02
387-3M-09	9293-2239	129	15.24	.02
390-3M-09	9293-0364	130	15.35	.02
396-3M-09	9293-2240	132	15.59	.02
399-3M-09	9293-0365	133	15.71	.02
405-3M-09	9293-2241	135	15.94	.02
411-3M-09	9293-2242	137	16.18	.02
417-3M-09	9293-2243	139	16.42	.02
420-3M-09	9293-0366	140	16.54	.02
426-3M-09	9293-2244	142	16.77	.02
432-3M-09	9293-2245	144	17.01	.02
435-3M-09	9293-2246	145	17.13	.02
438-3M-09	9293-2247	146	17.24	.03
444-3M-09	9293-2248	148	17.48	.03
447-3M-09	9293-0367	149	17.60	.03
459-3M-09	9293-2249	153	18.07	.03
468-3M-09	9293-2250	156	18.43	.03
471-3M-09	9293-2251	157	18.54	.03
474-3M-09	9293-0368	158	18.66	.03
480-3M-09	9293-2252	160	18.90	.03
486-3M-09	9293-0369	162	19.13	.03
489-3M-09	9293-2253	163	19.25	.03
492-3M-09	9293-2254	164	19.37	.03
501-3M-09	9293-0370	167	19.72	.03
510-3M-09	9293-2255	170	20.08	.03
513-3M-09	9293-0371	171	20.20	.03
519-3M-09	9293-2256	173	20.43	.03
525-3M-09	9293-2257	175	20.67	.03

Part No.	Product No.	No. of Teeth	Pitch Length (In.)	Wt. Ea. (Lbs.)
528-3M-09	9293-2258	176	20.79	.03
531-3M-09	9293-0372	177	20.91	.03
537-3M-09	9293-2259	179	21.14	.03
558-3M-09	9293-2260	186	21.97	.03
564-3M-09	9293-0373	188	22.20	.03
570-3M-09	9293-2261	190	22.44	.03
576-3M-09	9293-2262	192	22.68	.03
585-3M-09	9293-2263	195	23.03	.03
591-3M-09	9293-2264	197	23.27	.03
597-3M-09	9293-0374	199	23.50	.03
600-3M-09	9293-2265	200	23.62	.03
606-3M-09	9293-2266	202	23.86	.04
609-3M-09	9293-2267	203	23.98	.04
612-3M-09	9293-2268	204	24.09	.04
627-3M-09	9293-2269	209	24.69	.04
633-3M-09	9293-0375	211	24.92	.04
639-3M-09	9293-2270	213	25.16	.04
645-3M-09	9293-2271	215	25.39	.04
648-3M-09	9293-2272	216	25.51	.04
654-3M-09	9293-2273	218	25.75	.04
657-3M-09	9293-2274	219	25.87	.04
663-3M-09	9293-2275	221	26.10	.04
669-3M-09	9293-0376	223	26.34	.03
684-3M-09	9293-2276	228	26.93	.04
687-3M-09	9293-2277	229	27.05	.04
696-3M-09	9293-2278	232	27.40	.04
711-3M-09	9293-0377	237	27.99	.04
735-3M-09	9293-2279	245	28.94	.04
738-3M-09	9293-2280	246	29.06	.04
753-3M-09	9293-0378	251	29.65	.04
795-3M-09	9293-0379	265	31.30	.04
822-3M-09	9293-2281	274	32.36	.05
837-3M-09	9293-2282	279	32.95	.05
843-3M-09	9293-0380	281	33.19	.05
873-3M-09	9293-2283	291	34.37	.05
882-3M-09	9293-0381	294	34.72	.05
891-3M-09	9293-2284	297	35.08	.05
900-3M-09	9293-2285	300	35.43	.05
915-3M-09	9293-2286	305	36.02	.05
945-3M-09	9293-0382	315	37.20	.05
951-3M-09	9293-2287	317	37.44	.05
981-3M-09	9293-2288	327	38.62	.05
1002-3M-09	9293-0383	334	39.45	.05
1026-3M-09	9293-2289	342	40.39	.05
1035-3M-09	9293-2290	345	40.75	.05
1062-3M-09	9293-0384	354	41.81	.05
1125-3M-09	9293-0385	375	44.29	.06
1155-3M-09	9293-2291	385	45.47	.06
1191-3M-09	9293-0386	397	46.89	.06
1263-3M-09	9293-0387	421	49.72	.07
1500-3M-09	9293-2292	500	59.06	.08
1512-3M-09	9293-2293	504	59.53	.08
1587-3M-09	9293-2294	529	62.48	.08
1956-3M-09	9293-2295	652	77.01	.11
2004-3M-09	9293-2296	668	78.90	.11





**PowerGrip® HTD® Belts**

POWERGRIP HTD BELTS

**Product No. Series 9293 (continued)**

**3mm Pitch — 15mm Wide**

Part No.	Product No.	No. of Teeth	Pitch Length (In.)	Wt. Ea. (Lbs.)
87-3M-15	9293-2400	29	3.43	.01
102-3M-15	9293-2401	34	4.02	.01
105-3M-15	9293-2402	35	4.13	.01
111-3M-15	9293-2403	37	4.37	.01
123-3M-15	9293-2404	41	4.84	.01
144-3M-15	9293-2405	48	5.67	.01
147-3M-15	9293-2406	49	5.79	.01
150-3M-15	9293-0388	50	5.91	.02
156-3M-15	9293-2407	52	6.14	.02
159-3M-15	9293-0389	53	6.26	.02
165-3M-15	9293-2408	55	6.50	.02
168-3M-15	9293-0390	56	6.61	.02
174-3M-15	9293-2409	58	6.85	.02
177-3M-15	9293-0391	59	6.97	.02
180-3M-15	9293-2410	60	7.09	.02
183-3M-15	9293-2411	61	7.20	.02
189-3M-15	9293-0392	63	7.44	.02
195-3M-15	9293-2412	65	7.68	.02
201-3M-15	9293-0393	67	7.91	.02
204-3M-15	9293-2413	68	8.03	.02
207-3M-15	9293-2414	69	8.15	.02
213-3M-15	9293-0394	71	8.39	.02
216-3M-15	9293-2415	72	8.50	.02
222-3M-15	9293-2416	74	8.74	.02
225-3M-15	9293-0395	75	8.86	.02
228-3M-15	9293-2417	76	8.98	.02
234-3M-15	9293-2418	78	9.21	.02
237-3M-15	9293-2419	79	9.33	.02
240-3M-15	9293-0396	80	9.45	.02
246-3M-15	9293-2420	82	9.69	.02
252-3M-15	9293-0397	84	9.92	.02
255-3M-15	9293-0398	85	10.04	.02
258-3M-15	9293-2421	86	10.16	.03
261-3M-15	9293-2422	87	10.28	.03
264-3M-15	9293-2423	88	10.39	.03
267-3M-15	9293-0399	89	10.51	.03
276-3M-15	9293-2424	92	10.87	.03
282-3M-15	9293-2425	94	11.10	.03
285-3M-15	9293-0400	95	11.22	.03
288-3M-15	9293-2426	96	11.34	.03
291-3M-15	9293-2427	97	11.46	.03
297-3M-15	9293-2428	99	11.69	.03
300-3M-15	9293-0401	100	11.81	.03
312-3M-15	9293-0402	104	12.28	.03
315-3M-15	9293-2429	105	12.40	.03
318-3M-15	9293-0403	106	12.52	.03
324-3M-15	9293-2430	108	12.76	.03
330-3M-15	9293-2431	110	12.99	.03
333-3M-15	9293-2432	111	13.11	.03
336-3M-15	9293-2433	112	13.23	.03
339-3M-15	9293-0404	113	13.35	.03
345-3M-15	9293-2434	115	13.58	.03
357-3M-15	9293-0405	119	14.06	.03
360-3M-15	9293-2435	120	14.17	.03
363-3M-15	9293-0406	121	14.29	.03
366-3M-15	9293-2436	122	14.41	.04
369-3M-15	9293-2437	123	14.53	.04
381-3M-15	9293-2438	127	15.00	.04
384-3M-15	9293-0407	128	15.12	.04
387-3M-15	9293-2439	129	15.24	.04
390-3M-15	9293-0408	130	15.35	.04
396-3M-15	9293-2440	132	15.59	.04

Part No.	Product No.	No. of Teeth	Pitch Length (In.)	Wt. Ea. (Lbs.)
399-3M-15	9293-0409	133	15.71	.04
405-3M-15	9293-2441	135	15.94	.04
411-3M-15	9293-2442	137	16.18	.04
417-3M-15	9293-2443	139	16.42	.04
420-3M-15	9293-0410	140	16.54	.04
426-3M-15	9293-2444	142	16.77	.04
432-3M-15	9293-2445	144	17.01	.04
435-3M-15	9293-2446	145	17.13	.04
438-3M-15	9293-2447	146	17.24	.04
444-3M-15	9293-2448	148	17.48	.04
447-3M-15	9293-0411	149	17.60	.04
459-3M-15	9293-2449	153	18.07	.04
468-3M-15	9293-2450	156	18.43	.04
471-3M-15	9293-2451	157	18.54	.04
474-3M-15	9293-0412	158	18.66	.04
480-3M-15	9293-2452	160	18.90	.04
486-3M-15	9293-0413	162	19.13	.05
489-3M-15	9293-2453	164	19.25	.05
492-3M-15	9293-2454	164	19.37	.05
501-3M-15	9293-0414	167	19.72	.05
510-3M-15	9293-2455	170	20.08	.05
513-3M-15	9293-0415	171	20.20	.05
519-3M-15	9293-2456	173	20.43	.05
525-3M-15	9293-2457	175	20.67	.05
528-3M-15	9293-2458	176	20.79	.05
531-3M-15	9293-0416	177	20.91	.05
537-3M-15	9293-2459	179	21.14	.05
558-3M-15	9293-2460	186	21.97	.05
564-3M-15	9293-0417	188	22.20	.05
570-3M-15	9293-2461	190	22.44	.05
576-3M-15	9293-2462	192	22.68	.05
585-3M-15	9293-2463	195	23.03	.05
591-3M-15	9293-2464	197	23.27	.05
597-3M-15	9293-0418	199	23.50	.05
600-3M-15	9293-2465	200	23.62	.05
606-3M-15	9293-2466	202	23.86	.06
609-3M-15	9293-2467	203	23.98	.06
612-3M-15	9293-2468	204	24.09	.06
627-3M-15	9293-2469	209	24.69	.06
633-3M-15	9293-0419	211	24.92	.06
639-3M-15	9293-2470	213	25.16	.06
645-3M-15	9293-2471	215	25.39	.06
648-3M-15	9293-2472	216	25.51	.06
654-3M-15	9293-2473	218	25.75	.06
657-3M-15	9293-2474	219	25.87	.06
663-3M-15	9293-2475	221	26.10	.06
669-3M-15	9293-0420	223	26.34	.06
684-3M-15	9293-2476	228	26.93	.07
687-3M-15	9293-2477	229	27.05	.07
696-3M-15	9293-2478	232	27.40	.07
711-3M-15	9293-0421	237	27.99	.07
735-3M-15	9293-2479	245	28.94	.07
738-3M-15	9293-2480	246	29.06	.07
753-3M-15	9293-0422	251	29.65	.07
795-3M-15	9293-0423	265	31.30	.07
822-3M-15	9293-2481	274	32.36	.08
837-3M-15	9293-2482	279	32.95	.08
843-3M-15	9293-0424	281	33.19	.08
873-3M-15	9293-2483	291	34.37	.08
882-3M-15	9293-0425	294	34.72	.08
891-3M-15	9293-2484	297	35.08	.09
900-3M-15	9293-2485	300	35.43	.09





# PowerGrip® HTD® Belts

POWERGRIP HTD BELTS

## Product No. Series 9293 (continued)

### 3mm Pitch — 15mm Wide (continued)

Part No.	Product No.	No. of Teeth	Pitch Length (In.)	Wt. Ea. (Lbs.)
915-3M-15	9293-2486	305	36.02	.09
945-3M-15	9293-0426	315	37.20	.09
951-3M-15	9293-2487	317	37.44	.09
981-3M-15	9293-2488	327	38.62	.09
1002-3M-15	9293-0427	334	39.45	.10
1026-3M-15	9293-2489	342	40.39	.10
1035-3M-15	9293-2490	345	40.75	.10
1062-3M-15	9293-0428	354	41.81	.10
1125-3M-15	9293-0429	375	44.29	.11

Part No.	Product No.	No. of Teeth	Pitch Length (In.)	Wt. Ea. (Lbs.)
1155-3M-15	9293-2491	385	40.47	.11
1191-3M-15	9293-0430	397	46.89	.11
1263-3M-15	9293-0431	421	49.72	.12
1500-3M-15	9293-2492	500	59.06	.15
1512-3M-15	9293-2493	504	59.53	.15
1587-3M-15	9293-2494	529	62.48	.15
1956-3M-15	9293-2495	652	77.01	.19
2004-3M-15	9293-2496	668	78.90	.20

### 5mm Pitch — 9mm Wide

Part No.	Product No.	No. of Teeth	Pitch Length (In.)	Wt. Ea. (Lbs.)
200-5M-09	9293-2600	40	7.87	.01
240-5M-09	9293-2601	48	9.45	.01
260-5M-09	9293-2602	52	10.24	.01
270-5M-09	9293-2603	54	10.63	.02
285-5M-09	9293-2604	57	11.22	.02
300-5M-09	9293-2605	60	11.81	.02
310-5M-09	9293-2606	62	12.20	.02
320-5M-09	9293-2607	64	12.60	.02
350-5M-09	9293-0500	70	13.78	.03
375-5M-09	9293-0501	75	14.76	.03
400-5M-09	9293-0502	80	15.75	.03
415-5M-09	9293-2608	83	16.34	.03
425-5M-09	9293-0503	85	16.73	.03
450-5M-09	9293-0504	90	17.72	.03
460-5M-09	9293-2609	92	18.11	.03
475-5M-09	9293-0505	95	18.70	.03
480-5M-09	9293-2610	96	18.90	.04
495-5M-09	9293-2611	99	19.49	.04
500-5M-09	9293-0506	100	19.69	.04
520-5M-09	9293-2612	104	20.47	.04
535-5M-09	9293-0507	107	21.06	.04
555-5M-09	9293-2613	111	21.85	.04
565-5M-09	9293-0508	113	22.24	.04
580-5M-09	9293-2614	116	22.83	.04
585-5M-09	9293-2615	117	23.03	.04
600-5M-09	9293-0509	120	23.62	.04
615-5M-09	9293-2616	123	24.21	.05
635-5M-09	9293-0510	127	25.00	.05
655-5M-09	9293-2617	131	25.79	.05
665-5M-09	9293-2618	133	26.18	.05
670-5M-09	9293-0511	134	26.38	.05
680-5M-09	9293-2619	136	26.77	.05
685-5M-09	9293-2620	137	26.97	.05
695-5M-09	9293-2621	139	27.36	.05
710-5M-09	9293-0512	142	27.95	.05
740-5M-09	9293-0513	148	29.13	.05
745-5M-09	9293-2622	149	29.33	.06
765-5M-09	9293-2623	153	30.12	.06
790-5M-09	9293-2624	158	31.10	.06

Part No.	Product No.	No. of Teeth	Pitch Length (In.)	Wt. Ea. (Lbs.)
800-5M-09	9293-0514	160	31.50	.06
830-5M-09	9293-2625	166	32.68	.06
835-5M-09	9293-2626	167	32.87	.07
850-5M-09	9293-0515	170	33.46	.07
870-5M-09	9293-2627	174	34.25	.07
890-5M-09	9293-0516	178	35.04	.07
925-5M-09	9293-2628	185	36.42	.07
950-5M-09	9293-0517	190	37.40	.07
975-5M-09	9293-2629	195	38.39	.07
985-5M-09	9293-2630	197	38.78	.07
1000-5M-09	9293-0518	200	39.37	.08
1050-5M-09	9293-0519	210	41.34	.08
1115-5M-09	9293-2631	223	43.90	.08
1125-5M-09	9293-0520	225	44.29	.09
1195-5M-09	9293-0521	239	47.05	.09
1250-5M-09	9293-2632	250	49.21	.09
1270-5M-09	9293-0522	254	50.00	.10
1295-5M-09	9293-2633	259	50.98	.10
1375-5M-09	9293-2634	275	54.13	.11
1420-5M-09	9293-0523	284	55.91	.11
1575-5M-09	9293-2635	315	62.01	.13
1595-5M-09	9293-0524	319	62.80	.13
1635-5M-09	9293-2636	327	64.37	.13
1690-5M-09	9293-0525	338	66.54	.13
1720-5M-09	9293-2637	344	67.72	.14
1790-5M-09	9293-0526	358	70.47	.15
1800-5M-09	9293-2638	360	70.87	.15
1895-5M-09	9293-0527	379	74.61	.15
1945-5M-09	9293-2639	389	76.57	.16
1980-5M-09	9293-2640	396	77.95	.17
2000-5M-09	9293-0528	400	78.74	.17
2110-5M-09	9293-2641	422	83.07	.17
2250-5M-09	9293-0529	450	88.58	.19
2525-5M-09	9293-0530	505	99.40	.21
2760-5M-09	9293-2642	552	108.66	.23
3120-5M-09	9293-2643	624	122.83	.26
3170-5M-09	9293-2644	634	124.80	.27
3430-5M-09	9293-2645	686	135.04	.29
3800-5M-09	9293-2646	760	149.61	.33

### 5mm Pitch — 15mm Wide

Part No.	Product No.	No. of Teeth	Pitch Length (In.)	Wt. Ea. (Lbs.)
200-5M-15	9293-2700	40	7.87	.02
240-5M-15	9293-2701	48	9.45	.03
260-5M-15	9293-2702	52	10.24	.03

Part No.	Product No.	No. of Teeth	Pitch Length (In.)	Wt. Ea. (Lbs.)
270-5M-15	9293-2703	54	10.63	.03
285-5M-15	9293-2704	57	11.22	.03
300-5M-15	9293-2705	60	11.81	.03







# PowerGrip® HTD® Belts

POWERGRIP HTD BELTS

## Product No. Series 9293 (continued)

### 5mm Pitch — 15mm Wide (continued)

Part No.	Product No.	No. of Teeth	Pitch Length (In.)	Wt. Ea. (Lbs.)
310-5M-15	9293-2706	62	12.20	.04
320-5M-15	9293-2707	64	12.60	.04
350-5M-15	9293-0531	70	13.78	.04
375-5M-15	9293-0532	75	14.76	.05
400-5M-15	9293-0533	80	15.75	.05
415-5M-15	9293-2708	83	16.34	.05
425-5M-15	9293-0534	85	16.73	.05
450-5M-15	9293-0535	90	17.72	.06
460-5M-15	9293-2709	92	18.11	.06
475-5M-15	9293-0536	95	18.70	.06
480-5M-15	9293-2710	96	18.90	.06
495-5M-15	9293-2711	99	19.49	.06
500-5M-15	9293-0537	100	19.69	.06
520-5M-15	9293-2712	104	20.47	.06
535-5M-15	9293-0538	107	21.06	.06
555-5M-15	9293-2713	111	21.85	.06
565-5M-15	9293-0539	113	22.24	.07
580-5M-15	9293-2714	116	22.83	.07
585-5M-15	9293-2715	117	23.03	.08
600-5M-15	9293-0540	120	23.62	.07
615-5M-15	9293-2716	123	24.21	.07
635-5M-15	9293-0541	127	25.00	.07
655-5M-15	9293-2717	131	25.79	.08
665-5M-15	9293-2718	133	26.18	.08
670-5M-15	9293-0542	134	26.38	.08
680-5M-15	9293-2719	136	26.77	.09
685-5M-15	9293-2720	137	26.97	.09
695-5M-15	9293-2721	139	27.36	.09
710-5M-15	9293-0543	142	27.95	.09
740-5M-15	9293-0544	148	29.13	.09
745-5M-15	9293-2722	149	29.33	.09
765-5M-15	9293-2723	153	30.12	.10
790-5M-15	9293-2724	158	31.10	.10
800-5M-15	9293-0545	160	31.50	.10
830-5M-15	9293-2725	166	32.68	.10
835-5M-15	9293-2726	167	32.87	.10

Part No.	Product No.	No. of Teeth	Pitch Length (In.)	Wt. Ea. (Lbs.)
850-5M-15	9293-0546	170	33.46	.10
870-5M-15	9293-2727	174	34.25	.11
890-5M-15	9293-0547	178	35.04	.11
925-5M-15	9293-2728	185	36.42	.12
950-5M-15	9293-0548	190	37.40	.12
975-5M-15	9293-2729	195	38.39	.12
985-5M-15	9293-2730	197	38.78	.12
1000-5M-15	9293-0549	200	39.37	.12
1050-5M-15	9293-0550	210	41.34	.12
1115-5M-15	9293-2731	223	43.90	.14
1125-5M-15	9293-0551	225	44.29	.14
1195-5M-15	9293-0552	239	47.05	.15
1250-5M-15	9293-2732	250	49.21	.16
1270-5M-15	9293-0553	254	50.00	.16
1295-5M-15	9293-2733	259	50.98	.16
1375-5M-15	9293-2734	275	54.13	.17
1420-5M-15	9293-0554	284	55.91	.18
1575-5M-15	9293-2735	315	62.01	.20
1595-5M-15	9293-0555	319	62.80	.20
1635-5M-15	9293-2736	327	64.37	.21
1690-5M-15	9293-0556	338	66.54	.21
1720-5M-15	9293-2737	344	67.72	.21
1790-5M-15	9293-0557	358	70.47	.22
1800-5M-15	9293-2738	360	70.87	.22
1895-5M-15	9293-0558	379	74.61	.24
1945-5M-15	9293-2739	389	76.57	.25
1980-5M-15	9293-2740	396	77.95	.25
2000-5M-15	9293-0559	400	78.74	.25
2110-5M-15	9293-2741	422	83.07	.26
2250-5M-15	9293-0560	450	88.58	.29
2525-5M-15	9293-0561	505	99.40	.33
2760-5M-15	9293-2742	552	108.66	.35
3120-5M-15	9293-2743	624	122.83	.40
3170-5M-15	9293-2744	634	124.80	.56
3430-5M-15	9293-2745	686	135.04	.45
3800-5M-15	9293-2746	760	149.61	.50

### 5mm Pitch — 25mm Wide

Part No.	Product No.	No. of Teeth	Pitch Length (In.)	Wt. Ea. (Lbs.)
200-5M-25	9293-2800	40	7.87	.04
240-5M-25	9293-2801	48	9.45	.05
260-5M-25	9293-2802	52	10.24	.05
270-5M-25	9293-2803	54	10.63	.06
285-5M-25	9293-2804	57	11.22	.06
300-5M-25	9293-2805	60	11.81	.06
310-5M-25	9293-2806	62	12.20	.06
320-5M-25	9293-2807	64	12.60	.07
350-5M-25	9293-0562	70	13.78	.07
375-5M-25	9293-0563	75	14.76	.07
400-5M-25	9293-0564	80	15.75	.08
415-5M-25	9293-2808	83	16.34	.08
425-5M-25	9293-0565	85	16.73	.09
450-5M-25	9293-0566	90	17.72	.09
460-5M-25	9293-2809	92	18.11	.09
475-5M-25	9293-0567	95	18.70	.09
480-5M-25	9293-2810	96	18.90	.10
495-5M-25	9293-2811	99	19.49	.10
500-5M-25	9293-0568	100	19.69	.11
520-5M-25	9293-2812	104	20.47	.11

Part No.	Product No.	No. of Teeth	Pitch Length (In.)	Wt. Ea. (Lbs.)
535-5M-25	9293-0569	107	21.06	.12
555-5M-25	9293-2813	111	21.85	.12
565-5M-25	9293-0570	113	22.24	.13
580-5M-25	9293-2814	116	22.83	.13
585-5M-25	9293-2815	117	23.03	.14
600-5M-25	9293-0571	120	23.62	.14
615-5M-25	9293-2816	123	24.21	.14
635-5M-25	9293-0572	127	25.00	.15
655-5M-25	9293-2817	131	25.79	.15
665-5M-25	9293-2818	133	26.18	.15
670-5M-25	9293-0573	134	26.38	.15
680-5M-25	9293-2819	136	26.77	.15
685-5M-25	9293-2820	137	26.97	.16
695-5M-25	9293-2821	139	27.36	.16
710-5M-25	9293-0574	142	27.95	.17
740-5M-25	9293-0575	148	29.13	.17
745-5M-25	9293-2822	149	29.33	.18
765-5M-25	9293-2823	153	30.12	.18
790-5M-25	9293-2824	158	31.10	.19
800-5M-25	9293-0576	160	31.50	.19





# PowerGrip® HTD® Belts

POWERGRIP HTD BELTS

## Product No. Series 9293 (continued)

### 5mm Pitch — 25mm Wide (continued)

Part No.	Product No.	No. of Teeth	Pitch Length (In.)	Wt. Ea. (Lbs.)
830-5M-25	9293-2825	166	32.68	.20
835-5M-25	9293-2826	167	32.87	.20
850-5M-25	9293-0577	170	33.46	.20
870-5M-25	9293-2827	174	34.25	.20
890-5M-25	9293-0578	178	35.04	.20
925-5M-25	9293-2828	185	36.42	.21
950-5M-25	9293-0579	190	37.40	.21
975-5M-25	9293-2829	195	38.39	.22
985-5M-25	9293-2830	197	38.78	.22
1000-5M-25	9293-0580	200	39.37	.23
1050-5M-25	9293-0581	210	41.34	.24
1115-5M-25	9293-2831	223	43.90	.24
1125-5M-25	9293-0582	225	44.29	.25
1195-5M-25	9293-0583	239	47.05	.26
1250-5M-25	9293-2832	250	49.21	.27
1270-5M-25	9293-0584	254	50.00	.28
1295-5M-25	9293-2833	259	50.98	.29
1375-5M-25	9293-2834	275	54.13	.30
1420-5M-25	9293-0585	284	55.91	.30

Part No.	Product No.	No. of Teeth	Pitch Length (In.)	Wt. Ea. (Lbs.)
1575-5M-25	9293-2835	315	62.01	.35
1595-5M-25	9293-0586	319	62.84	.35
1635-5M-25	9293-2836	327	64.37	.37
1690-5M-25	9293-0587	338	66.54	.38
1720-5M-25	9293-2837	344	67.72	.38
1790-5M-25	9293-0588	358	70.47	.40
1800-5M-25	9293-2838	360	70.87	.40
1895-5M-25	9293-0589	379	74.61	.43
1945-5M-25	9293-2839	389	76.57	.44
1980-5M-25	9293-2840	396	77.95	.45
2000-5M-25	9293-0590	400	78.74	.45
2110-5M-25	9293-2841	422	83.07	.48
2250-5M-25	9293-0591	450	88.58	.52
2525-5M-25	9293-0592	505	99.40	.58
2760-5M-25	9293-2842	552	108.66	.64
3120-5M-25	9293-2843	624	122.83	.72
3170-5M-25	9293-2844	634	124.80	.73
3430-5M-25	9293-2845	686	135.04	.80
3800-5M-25	9293-2846	760	149.61	.88

### 20mm Pitch — 115mm Wide

Part No.	Product No.	No. of Teeth	Pitch Length (In.)	Wt. Ea. (Lbs.)
2000-20M-115	9293-0700	100	78.74	7.00
2500-20M-115	9293-0702	125	98.43	9.40
3400-20M-115	9293-0703	170	133.86	12.30
3800-20M-115	9293-0704	190	149.61	13.70
4200-20M-115	9293-0705	210	165.35	15.00
4600-20M-115	9293-0706	230	181.10	16.30
5000-20M-115	9293-0707	250	196.85	19.50
5200-20M-115	9293-0708	260	204.72	19.00

Part No.	Product No.	No. of Teeth	Pitch Length (In.)	Wt. Ea. (Lbs.)
5400-20M-115	9293-0709	270	212.60	19.50
5600-20M-115	9293-0710	280	220.47	20.00
5800-20M-115	9293-0711	290	228.35	21.30
6000-20M-115	9293-0775	300	236.22	23.50
6200-20M-115	9293-0712	310	244.09	23.50
6400-20M-115	9293-0713	320	251.97	25.50
6600-20M-115	9293-0714	330	259.84	25.00

### 20mm Pitch — 170mm Wide

Part No.	Product No.	No. of Teeth	Pitch Length (In.)	Wt. Ea. (Lbs.)
2000-20M-170	9293-0715	100	78.74	12.50
2500-20M-170	9293-0717	125	98.43	14.65
3400-20M-170	9293-0718	170	133.86	19.00
3800-20M-170	9293-0719	190	149.61	21.00
4200-20M-170	9293-0720	210	165.35	23.50
4600-20M-170	9293-0721	230	181.10	24.55
5000-20M-170	9293-0722	250	196.85	26.50
5200-20M-170	9293-0723	260	204.72	27.50

Part No.	Product No.	No. of Teeth	Pitch Length (In.)	Wt. Ea. (Lbs.)
5400-20M-170	9293-0724	270	212.60	28.50
5600-20M-170	9293-0725	280	220.47	30.00
5800-20M-170	9293-0726	290	228.35	31.00
6000-20M-170	9293-0776	300	236.22	31.95
6200-20M-170	9293-0727	310	244.09	33.00
6400-20M-170	9293-0728	320	251.97	34.00
6600-20M-170	9293-0729	330	259.84	35.00

### 20mm Pitch — 230mm Wide

Part No.	Product No.	No. of Teeth	Pitch Length (In.)	Wt. Ea. (Lbs.)
2000-20M-230	9293-0730	100	78.74	17.44
2500-20M-230	9293-0732	125	98.43	21.83
3400-20M-230	9293-0733	170	133.86	25.50
3800-20M-230	9293-0734	190	149.61	29.00
4200-20M-230	9293-0735	210	165.35	30.25
4600-20M-230	9293-0736	230	181.10	34.00
5000-20M-230	9293-0737	250	196.85	35.00
5200-20M-230	9293-0738	260	204.72	36.40
5400-20M-230	9293-0739	270	212.60	38.00
5600-20M-230	9293-0740	280	220.47	40.00

Part No.	Product No.	No. of Teeth	Pitch Length (In.)	Wt. Ea. (Lbs.)
5800-20M-230	9293-0741	290	228.35	42.00
6000-20M-230	9293-0777	300	236.22	44.00
6200-20M-230	9293-0742	310	244.09	44.00
6400-20M-230	9293-0743	320	251.97	46.00
6600-20M-230	9293-0744	330	259.84	47.00





## PowerGrip® HTD® Belts

POWERGRIP HTD BELTS

### Product No. Series 9293 (continued)

#### 20mm Pitch — 290mm Wide

Part No.	Product No.	No. of Teeth	Pitch Length (In.)	Wt. Ea. (Lbs.)
2000-20M-290	9293-0745	100	78.74	21.99
2500-20M-290	9293-0747	125	98.43	27.52
3400-20M-290	9293-0748	170	133.86	37.48
3800-20M-290	9293-0749	190	149.61	41.91
4200-20M-290	9293-0750	210	165.35	46.34
4600-20M-290	9293-0751	230	181.10	50.76
5000-20M-290	9293-0752	250	196.85	55.19
5200-20M-290	9293-0753	260	204.72	57.40

Part No.	Product No.	No. of Teeth	Pitch Length (In.)	Wt. Ea. (Lbs.)
5400-20M-290	9293-0754	270	212.60	59.62
5600-20M-290	9293-0755	280	220.47	61.83
5800-20M-290	9293-0756	290	228.35	64.05
6000-20M-290	9293-0778	300	236.22	66.26
6200-20M-290	9293-0757	310	244.09	68.47
6400-20M-290	9293-0758	320	251.97	70.69
6600-20M-290	9293-0759	330	259.84	72.90

#### 20mm Pitch — 340mm Wide

Part No.	Product No.	No. of Teeth	Pitch Length (In.)	Wt. Ea. (Lbs.)
2000-20M-340	9293-0760	100	78.74	25.78
2500-20M-340	9293-0762	125	98.43	32.27
3400-20M-340	9293-0763	170	133.86	43.94
3800-20M-340	9293-0764	190	149.61	49.13
4200-20M-340	9293-0765	210	165.35	54.33
4600-20M-340	9293-0766	230	181.10	59.52
5000-20M-340	9293-0767	250	196.85	64.71
5200-20M-340	9293-0768	260	204.72	67.30

Part No.	Product No.	No. of Teeth	Pitch Length (In.)	Wt. Ea. (Lbs.)
5400-20M-340	9293-0769	270	212.60	69.90
5600-20M-340	9293-0770	280	220.47	72.49
5800-20M-340	9293-0771	290	228.35	75.09
6000-20M-340	9293-0779	300	236.22	77.68
6200-20M-340	9293-0772	310	244.09	80.28
6400-20M-340	9293-0773	320	251.97	82.87
6600-20M-340	9293-0774	330	259.84	85.47





## PowerGrip® Timing Belts

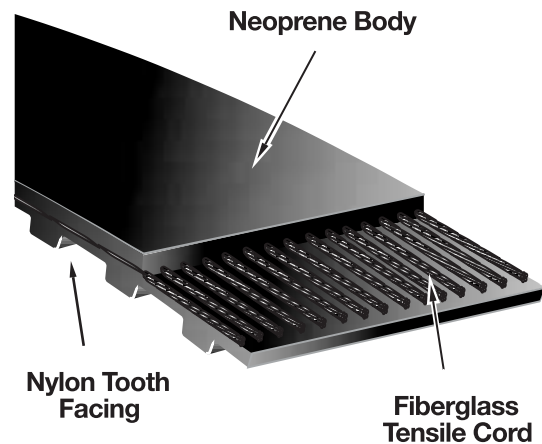
The trapezoidal tooth profile makes this belt well suited for use in positioning applications.

### Markets/Applications

PowerGrip Timing belts are suitable for office machines, machine tools, postage equipment, sewing machines, vending machines, agriculture, outdoor power equipment, food processing, HVAC, oil fields, wood, paper, sand and gravel applications.

### Features/Advantages

- **Fiberglass tensile cord** provides high strength, excellent flex life, and high resistance to elongation.
- **Neoprene body** provides protection against grime, grease, oil, and moisture.
- **Nylon tooth facing** provides a durable wear surface for long service life.
- Eliminates lubrication and re-tensioning to reduce maintenance and labor required on drives.



POWERGRIP TIMING BELTS

### Recommended Pulleys

PowerGrip Timing Pulleys

### Notes

Gates PowerGrip Timing belts are measured by:

**Length** — The length of a PowerGrip Timing Belts is shown in the first part of the belt designation. The first number is the pitch length in tenths of an inch. A 300L075 has a 30.0" pitch length.

**Pitch** — The pitch is the distance from center to center of the teeth (in inches). It is shown in the second part of the belt designation by a letter or letters. Part number 300L075 has a .375" pitch. The letters correspond to pitches as follows:

MXL = Mini Extra Light = 0.080" pitch;

XL = Extra Light = 0.200" pitch;

L = Light = 0.375" pitch;

H = Heavy = 0.500" pitch;

XH = Extra Heavy = 0.875" pitch;

XXH = Double Extra Heavy = 1.250" pitch.

**Width** — The width is shown in the last part of the belt designation. Part number 300L075 is .75" wide.

## Product No. Series 9257

### 2/25" Pitch (.080"/MXL) — 1/8" Wide

Part No.	Product No.	No. of Teeth	Pitch Length (In.)	Wt. Ea. (Lbs.)
32MXL012	9257-0129	40	3.20	.01
34MXL012	9257-0130	42	3.36	.01
36MXL012	9257-0119	45	3.60	.01
38MXL012	9257-0131	47	3.76	.01
40MXL012	9257-0120	50	4.00	.01
43MXL012	9257-0132	54	4.32	.01
44MXL012	9257-0121	55	4.40	.01
45MXL012	9257-0133	56	4.48	.01
47MXL012	9257-0134	59	4.72	.01
48MXL012	9257-0122	60	4.80	.01
51MXL012	9257-0135	64	5.12	.01
52MXL012	9257-0136	65	5.20	.01
53MXL012	9257-0137	67	5.36	.01
54MXL012	9257-0138	68	5.44	.01
56MXL012	9257-0104	70	5.60	.01
57MXL012	9257-0139	71	5.68	.01
58MXL012	9257-0140	72	5.76	.01
59MXL012	9257-0141	74	5.92	.01
61MXL012	9257-0142	76	6.08	.01
62MXL012	9257-0143	77	6.16	.01
63MXL012	9257-0144	79	6.32	.01
64MXL012	9257-0105	80	6.40	.01
66MXL012	9257-0145	83	6.64	.01

Part No.	Product No.	No. of Teeth	Pitch Length (In.)	Wt. Ea. (Lbs.)
68MXL012	9257-0123	85	6.80	.01
69MXL012	9257-0146	87	6.96	.01
70MXL012	9257-0147	88	7.04	.01
72MXL012	9257-0106	90	7.20	.01
74MXL012	9257-0148	92	7.36	.01
75MXL012	9257-0149	94	7.52	.01
76MXL012	9257-0124	95	7.60	.01
80MXL012	9257-0107	100	8.00	.01
81MXL012	9257-0150	102	8.16	.01
82MXL012	9257-0151	103	8.24	.01
84MXL012	9257-0152	105	8.40	.01
85MXL012	9257-0153	107	8.56	.01
86MXL012	9257-0154	108	8.64	.01
87MXL012	9257-0155	109	8.72	.01
88MXL012	9257-0108	110	8.80	.01
90MXL012	9257-0156	112	8.96	.01
91MXL012	9257-0157	114	9.12	.01
96MXL012	9257-0100	120	9.60	.01
98MXL012	9257-0158	123	9.84	.01
100MXL012	9257-0159	125	10.00	.01
101MXL012	9257-0160	126	10.08	.01
104MXL012	9257-0109	130	10.40	.01
106MXL012	9257-0161	132	10.56	.01





## PowerGrip® Timing Belts

### Product No. Series 9257 (continued)

#### 2/25" Pitch (.080"/MXL) — 1/8" Wide (continued)

Part No.	Product No.	No. of Teeth	Pitch Length (In.)	Wt. Ea. (Lbs.)
112MXL012	9257-0110	140	11.20	.01
115MXL012	9257-0162	144	11.52	.01
120MXL012	9257-0111	150	12.00	.01
122MXL012	9257-0163	153	12.24	.01
124MXL012	9257-0164	155	12.40	.01
132MXL012	9257-0125	165	13.20	.01
133MXL012	9257-0165	166	13.28	.01
136MXL012	9257-0166	170	13.60	.01
140MXL012	9257-0112	175	14.00	.01
147MXL012	9257-0167	184	14.72	.01
152MXL012	9257-0126	190	15.20	.01
156MXL012	9257-0168	195	15.60	.01
160MXL012	9257-0113	200	16.00	.01
166MXL012	9257-0169	208	16.64	.01
168MXL012	9257-0127	210	16.80	.01
170MXL012	9257-0170	212	16.96	.01
177MXL012	9257-0171	221	17.68	.01
178MXL012	9257-0172	222	17.76	.01
180MXL012	9257-0114	225	18.00	.01
184MXL012	9257-0173	230	18.40	.01
196MXL012	9257-0174	245	19.60	.01

Part No.	Product No.	No. of Teeth	Pitch Length (In.)	Wt. Ea. (Lbs.)
198MXL012	9257-0175	248	19.84	.01
200MXL012	9257-0115	250	20.00	.01
208MXL012	9257-0116	260	20.80	.01
212MXL012	9257-0176	265	21.20	.01
224MXL012	9257-0177	280	22.40	.01
236MXL012	9257-0128	295	23.60	.01
240MXL012	9257-0117	300	24.00	.01
252MXL012	9257-0178	315	25.20	.01
278MXL012	9257-0179	347	27.76	.01
297MXL012	9257-0180	371	29.68	.01
298MXL012	9257-0181	372	29.76	.01
320MXL012	9257-0118	400	32.00	.02
330MXL012	9257-0182	412	32.96	.02
339MXL012	9257-0183	424	33.92	.02
347MXL012	9257-0184	434	34.72	.01
348MXL012	9257-0185	435	34.80	.01
390MXL012	9257-0186	487	38.96	.01
398MXL012	9257-0187	498	39.84	.01
480MXL012	9257-0188	600	48.00	.02
490MXL012	9257-0189	612	48.96	.01
518MXL012	9257-0190	648	51.84	.01

POWERGRIP TIMING BELTS

#### 2/25" Pitch (.080"/MXL) — 3/16" Wide

Part No.	Product No.	No. of Teeth	Pitch Length (In.)	Wt. Ea. (Lbs.)
32MXL019	9257-0229	40	3.20	.01
34MXL019	9257-0230	42	3.36	.01
36MXL019	9257-0219	45	3.60	.01
38MXL019	9257-0231	47	3.76	.01
40MXL019	9257-0220	50	4.00	.01
43MXL019	9257-0232	54	4.32	.01
44MXL019	9257-0221	55	4.40	.01
45MXL019	9257-0233	56	4.48	.01
47MXL019	9257-0234	59	4.72	.01
48MXL019	9257-0222	60	4.80	.01
51MXL019	9257-0235	64	5.12	.01
52MXL019	9257-0236	65	5.20	.01
53MXL019	9257-0237	67	5.36	.01
54MXL019	9257-0238	68	5.44	.01
56MXL019	9257-0204	70	5.60	.01
57MXL019	9257-0239	71	5.68	.01
58MXL019	9257-0240	72	5.76	.01
59MXL019	9257-0241	74	5.92	.01
61MXL019	9257-0242	76	6.08	.01
62MXL019	9257-0243	77	6.16	.01
63MXL019	9257-0244	79	6.32	.01
64MXL019	9257-0205	80	6.40	.01
66MXL019	9257-0245	83	6.64	.01
68MXL019	9257-0223	85	6.80	.01
69MXL019	9257-0246	87	6.96	.01
70MXL019	9257-0247	88	7.04	.01
72MXL019	9257-0206	90	7.20	.01
74MXL019	9257-0248	92	7.36	.01
75MXL019	9257-0249	94	7.52	.01
76MXL019	9257-0224	95	7.60	.01
80MXL019	9257-0207	100	8.00	.01
81MXL019	9257-0250	102	8.16	.01
82MXL019	9257-0251	103	8.24	.01
84MXL019	9257-0252	105	8.40	.01
85MXL019	9257-0253	107	8.56	.01

Part No.	Product No.	No. of Teeth	Pitch Length (In.)	Wt. Ea. (Lbs.)
86MXL019	9257-0254	108	8.64	.01
87MXL019	9257-0255	109	8.72	.01
88MXL019	9257-0208	110	8.80	.01
90MXL019	9257-0256	112	8.96	.01
91MXL019	9257-0257	114	9.12	.01
96MXL019	9257-0200	120	9.60	.01
98MXL019	9257-0258	123	9.84	.01
100MXL019	9257-0259	125	10.00	.01
101MXL019	9257-0260	126	10.08	.01
104MXL019	9257-0209	130	10.40	.01
106MXL019	9257-0261	132	10.56	.01
112MXL019	9257-0210	140	11.20	.01
115MXL019	9257-0262	144	11.52	.01
120MXL019	9257-0211	150	12.00	.01
122MXL019	9257-0263	153	12.24	.01
124MXL019	9257-0264	155	12.40	.01
132MXL019	9257-0225	165	13.20	.01
133MXL019	9257-0265	166	13.28	.01
136MXL019	9257-0266	170	13.60	.01
140MXL019	9257-0212	175	14.00	.01
147MXL019	9257-0267	184	14.72	.01
152MXL019	9257-0226	190	15.20	.01
156MXL019	9257-0268	195	15.60	.01
160MXL019	9257-0213	200	16.00	.01
166MXL019	9257-0269	208	16.64	.01
168MXL019	9257-0227	210	16.80	.01
170MXL019	9257-0270	212	16.96	.01
177MXL019	9257-0271	221	17.68	.01
178MXL019	9257-0272	222	17.76	.01
180MXL019	9257-0214	225	18.00	.01
184MXL019	9257-0273	230	18.40	.01
196MXL019	9257-0274	245	19.60	.01
198MXL019	9257-0275	248	19.84	.01
200MXL019	9257-0215	250	20.00	.01
208MXL019	9257-0216	260	20.80	.01





## PowerGrip® Timing Belts

### Product No. Series 9257 (continued)

#### 2/25" Pitch (.080"/MXL) — 3/16" Wide (continued)

Part No.	Product No.	No. of Teeth	Pitch Length (In.)	Wt. Ea. (Lbs.)
212MXL019	9257-0276	265	21.20	.01
224MXL019	9257-0277	280	22.40	.01
236MXL019	9257-0228	295	23.60	.01
240MXL019	9257-0217	300	24.00	.01
252MXL019	9257-0278	315	25.20	.01
278MXL019	9257-0279	347	27.76	.01
297MXL019	9257-0280	371	29.68	.01
298MXL019	9257-0281	372	29.76	.01
320MXL019	9257-0218	400	32.00	.02

Part No.	Product No.	No. of Teeth	Pitch Length (In.)	Wt. Ea. (Lbs.)
330MXL019	9257-0282	412	32.96	.02
339MXL019	9257-0283	424	33.92	.02
347MXL019	9257-0284	434	34.72	.02
348MXL019	9257-0285	435	34.80	.02
390MXL019	9257-0286	487	38.96	.02
398MXL019	9257-0287	498	39.84	.02
480MXL019	9257-0288	600	48.00	.02
490MXL019	9257-0289	612	48.96	.02
518MXL019	9257-0290	648	51.84	.02

#### 2/25" Pitch (.080"/MXL) — 1/4" Wide

Part No.	Product No.	No. of Teeth	Pitch Length (In.)	Wt. Ea. (Lbs.)
32MXL025	9257-0329	40	3.20	.01
34MXL025	9257-0330	42	3.36	.01
36MXL025	9257-0319	45	3.60	.01
38MXL025	9257-0331	47	3.76	.01
40MXL025	9257-0320	50	4.00	.01
43MXL025	9257-0332	54	4.32	.01
44MXL025	9257-0321	55	4.40	.01
45MXL025	9257-0333	56	4.48	.01
47MXL025	9257-0334	59	4.72	.01
48MXL025	9257-0322	60	4.80	.01
51MXL025	9257-0335	64	5.12	.01
52MXL025	9257-0336	65	5.20	.01
53MXL025	9257-0337	67	5.36	.01
54MXL025	9257-0338	68	5.44	.01
56MXL025	9257-0304	70	5.60	.01
57MXL025	9257-0339	71	5.68	.01
58MXL025	9257-0340	72	5.76	.01
59MXL025	9257-0341	74	5.92	.01
61MXL025	9257-0342	76	6.08	.01
62MXL025	9257-0343	77	6.16	.01
63MXL025	9257-0344	79	6.32	.01
64MXL025	9257-0305	80	6.40	.01
66MXL025	9257-0345	83	6.64	.01
68MXL025	9257-0323	85	6.80	.01
69MXL025	9257-0346	87	6.96	.01
70MXL025	9257-0347	88	7.04	.01
72MXL025	9257-0306	90	7.20	.01
74MXL025	9257-0348	92	7.36	.01
75MXL025	9257-0349	94	7.52	.01
76MXL025	9257-0324	95	7.60	.01
80MXL025	9257-0307	100	8.00	.01
81MXL025	9257-0350	102	8.16	.01
82MXL025	9257-0351	103	8.24	.01
84MXL025	9257-0352	105	8.40	.01
85MXL025	9257-0353	107	8.56	.01
86MXL025	9257-0354	108	8.64	.01
87MXL025	9257-0355	109	8.72	.01
88MXL025	9257-0308	110	8.80	.01
90MXL025	9257-0356	112	8.96	.01
91MXL025	9257-0357	114	9.12	.01
96MXL025	9257-0300	120	9.60	.01
98MXL025	9257-0358	123	9.84	.01
100MXL025	9257-0359	125	10.00	.01
101MXL025	9257-0360	126	10.08	.01

Part No.	Product No.	No. of Teeth	Pitch Length (In.)	Wt. Ea. (Lbs.)
104MXL025	9257-0309	130	10.40	.01
106MXL025	9257-0361	132	10.56	.01
112MXL025	9257-0310	140	11.20	.01
115MXL025	9257-0362	144	11.52	.01
120MXL025	9257-0311	150	12.00	.01
122MXL025	9257-0363	153	12.24	.01
124MXL025	9257-0364	155	12.40	.01
132MXL025	9257-0325	165	13.20	.01
133MXL025	9257-0365	166	13.28	.01
136MXL025	9257-0366	170	13.60	.01
140MXL025	9257-0312	175	14.00	.01
147MXL025	9257-0367	184	14.72	.01
152MXL025	9257-0326	190	15.20	.01
156MXL025	9257-0368	195	15.60	.01
160MXL025	9257-0313	200	16.00	.01
166MXL025	9257-0369	208	16.64	.01
168MXL025	9257-0327	210	16.80	.01
170MXL025	9257-0370	212	16.96	.01
177MXL025	9257-0371	221	17.68	.01
178MXL025	9257-0372	222	17.76	.01
180MXL025	9257-0314	225	18.00	.01
184MXL025	9257-0373	230	18.40	.01
196MXL025	9257-0374	245	19.60	.01
198MXL025	9257-0375	248	19.84	.01
200MXL025	9257-0315	250	20.00	.01
208MXL025	9257-0316	260	20.80	.01
212MXL025	9257-0376	265	21.20	.01
224MXL025	9257-0377	280	22.40	.01
236MXL025	9257-0328	295	23.60	.01
240MXL025	9257-0317	300	24.00	.01
252MXL025	9257-0378	315	25.20	.01
278MXL025	9257-0379	347	27.76	.01
297MXL025	9257-0380	371	29.68	.01
298MXL025	9257-0381	372	29.76	.01
320MXL025	9257-0318	400	32.00	.02
330MXL025	9257-0382	412	32.96	.02
339MXL025	9257-0383	424	33.92	.02
347MXL025	9257-0384	434	34.72	.02
348MXL025	9257-0385	435	34.80	.02
390MXL025	9257-0386	487	38.96	.02
398MXL025	9257-0387	498	39.84	.02
480MXL025	9257-0388	600	48.00	.02
490MXL025	9257-0389	612	48.96	.02
518MXL025	9257-0390	648	51.84	.02

POWERGRIP TIMING BELTS





# PowerGrip® Timing Belts

## Product No. Series 9257 (continued)

### 1/5" Pitch (.200"/XL) — 1/4" Wide

Part No.	Product No.	No. of Teeth	Pitch Length (In.)	Wt. Ea. (Lbs.)
42XL025	9257-1141	21	4.20	.01
50XL025	9257-1121	25	5.00	.01
54XL025	9257-1142	27	5.40	.01
56XL025	9257-1143	28	5.60	.01
58XL025	9257-1144	29	5.80	.01
60XL025	9257-1100	30	6.00	.01
62XL025	9257-1145	31	6.20	.01
64XL025	9257-1146	32	6.40	.01
66XL025	9257-1147	33	6.60	.01
68XL025	9257-1148	34	6.80	.01
70XL025	9257-1101	35	7.00	.01
72XL025	9257-1149	36	7.20	.01
74XL025	9257-1150	37	7.40	.01
76XL025	9257-1151	38	7.60	.01
78XL025	9257-1152	39	7.80	.01
80XL025	9257-1102	40	8.00	.01
82XL025	9257-1153	41	8.20	.01
84XL025	9257-1154	42	8.40	.01
86XL025	9257-1155	43	8.60	.01
88XL025	9257-1156	44	8.80	.01
90XL025	9257-1103	45	9.00	.01
92XL025	9257-1157	46	9.20	.01
94XL025	9257-1158	47	9.40	.01
96XL025	9257-1159	48	9.60	.01
98XL025	9257-1160	49	9.80	.01
100XL025	9257-1104	50	10.00	.01
102XL025	9257-1161	51	10.20	.01
106XL025	9257-1162	53	10.60	.01
108XL025	9257-1163	54	10.80	.01
110XL025	9257-1105	55	11.00	.01
112XL025	9257-1164	56	11.20	.01
114XL025	9257-1165	57	11.40	.01
116XL025	9257-1166	58	11.60	.01
120XL025	9257-1106	60	12.00	.01
122XL025	9257-1167	61	12.20	.01
124XL025	9257-1168	62	12.40	.01
126XL025	9257-1169	63	12.60	.01
128XL025	9257-1170	64	12.80	.01
130XL025	9257-1107	65	13.00	.01
132XL025	9257-1171	66	13.20	.01
134XL025	9257-1172	67	13.40	.01
136XL025	9257-1173	68	13.60	.01
138XL025	9257-1174	69	13.80	.01
140XL025	9257-1108	70	14.00	.01
142XL025	9257-1175	71	14.20	.01
144XL025	9257-1176	72	14.40	.01
146XL025	9257-1177	73	14.60	.01
148XL025	9257-1178	74	14.80	.01
150XL025	9257-1109	75	15.00	.01
152XL025	9257-1179	76	15.20	.01
154XL025	9257-1180	77	15.40	.01
156XL025	9257-1181	78	15.60	.01
158XL025	9257-1182	79	15.80	.01
160XL025	9257-1110	80	16.00	.01
162XL025	9257-1183	81	16.20	.01
164XL025	9257-1184	82	16.40	.01
166XL025	9257-1185	83	16.60	.01
168XL025	9257-1186	84	16.80	.01
170XL025	9257-1111	85	17.00	.02
172XL025	9257-1187	86	17.20	.02
174XL025	9257-1188	87	17.40	.02
176XL025	9257-1189	88	17.60	.02

Part No.	Product No.	No. of Teeth	Pitch Length (In.)	Wt. Ea. (Lbs.)
178XL025	9257-1190	89	17.80	.02
180XL025	9257-1112	90	18.00	.02
182XL025	9257-1191	91	18.20	.02
184XL025	9257-1192	92	18.40	.02
186XL025	9257-1193	93	18.60	.02
188XL025	9257-1194	94	18.80	.02
190XL025	9257-1113	95	19.00	.02
192XL025	9257-1195	96	19.20	.02
194XL025	9257-1196	97	19.40	.02
200XL025	9257-1114	100	20.00	.02
202XL025	9257-1197	101	20.20	.02
204XL025	9257-1198	102	20.40	.02
206XL025	9257-1199	103	20.60	.02
210XL025	9257-1115	105	21.00	.02
212XL025	9257-8100	106	21.20	.02
214XL025	9257-8101	107	21.40	.02
218XL025	9257-8102	109	21.80	.02
220XL025	9257-1116	110	22.00	.02
222XL025	9257-8103	111	22.20	.02
226XL025	9257-8104	113	22.60	.01
228XL025	9257-8105	114	22.80	.01
230XL025	9257-1117	115	23.00	.02
232XL025	9257-8106	116	23.20	.01
234XL025	9257-8107	117	23.40	.02
236XL025	9257-8108	118	23.60	.02
240XL025	9257-1118	120	24.00	.02
244XL025	9257-8109	122	24.40	.01
246XL025	9257-8110	123	24.60	.02
250XL025	9257-1119	125	25.00	.02
254XL025	9257-8111	127	25.40	.01
258XL025	9257-8112	129	25.80	.02
260XL025	9257-1120	130	26.00	.02
262XL025	9257-8113	131	26.20	.02
264XL025	9257-8114	132	26.40	.01
266XL025	9257-8115	133	26.60	.02
268XL025	9257-8116	134	26.80	.02
274XL025	9257-8117	137	27.40	.02
280XL025	9257-1122	140	28.00	.02
286XL025	9257-8118	143	28.60	.03
290XL025	9257-1123	145	29.00	.02
296XL025	9257-8119	148	29.60	.01
300XL025	9257-1124	150	30.00	.02
306XL025	9257-8120	153	30.60	.03
310XL025	9257-1125	155	31.00	.02
316XL025	9257-8121	158	31.60	.03
320XL025	9257-8122	160	32.00	.02
322XL025	9257-8123	161	32.20	.03
330XL025	9257-1126	165	33.00	.02
338XL025	9257-8124	169	33.80	.03
340XL025	9257-1127	170	34.00	.02
344XL025	9257-8125	172	34.40	.03
348XL025	9257-8126	174	34.80	.04
350XL025	9257-1128	175	35.00	.02
362XL025	9257-8127	181	36.20	.01
370XL025	9257-1129	185	37.00	.03
380XL025	9257-1130	190	38.00	.03
384XL025	9257-8128	192	38.40	.04
390XL025	9257-1131	195	39.00	.03
400XL025	9257-1132	200	40.00	.03
412XL025	9257-8129	206	41.20	.01
420XL025	9257-1133	210	42.00	.03
424XL025	9257-8130	212	42.40	.05

POWERGRIP TIMING BELTS





## PowerGrip® Timing Belts

### Product No. Series 9257 (continued)

#### 1/5" Pitch (.200"/XL) — 1/4" Wide (continued)

Part No.	Product No.	No. of Teeth	Pitch Length (In.)	Wt. Ea. (Lbs.)
432XL025	9257-8131	216	43.20	.05
438XL025	9257-8132	219	43.80	.04
444XL025	9257-8133	222	44.40	.05
450XL025	9257-1134	225	45.00	.03
454XL025	9257-8134	227	45.40	.05
460XL025	9257-1135	230	46.00	.03
468XL025	9257-8135	234	46.80	.05
480XL025	9257-1136	240	48.00	.03
492XL025	9257-8136	246	49.20	.04
498XL025	9257-8137	249	49.80	.05
500XL025	9257-1137	250	50.00	.03

Part No.	Product No.	No. of Teeth	Pitch Length (In.)	Wt. Ea. (Lbs.)
506XL025	9257-8138	253	50.60	.04
524XL025	9257-8139	262	52.40	.04
570XL025	9257-1138	285	57.00	.04
580XL025	9257-8140	290	58.00	.05
592XL025	9257-8141	296	59.20	.05
612XL025	9257-8142	306	61.20	.05
630XL025	9257-1139	315	63.00	.05
672XL025	9257-8143	336	67.20	.04
690XL025	9257-8144	345	69.00	.04
770XL025	9257-1140	385	77.00	.06
850XL025	9257-8145	425	85.00	.06

#### 1/5" Pitch (.200"/XL) — 3/8" Wide

Part No.	Product No.	No. of Teeth	Pitch Length (In.)	Wt. Ea. (Lbs.)
42XL037	9257-1341	21	4.20	.01
50XL037	9257-1321	25	5.00	.01
54XL037	9257-1342	27	5.40	.01
56XL037	9257-1343	28	5.60	.01
58XL037	9257-1344	29	5.80	.01
60XL037	9257-1300	30	6.00	.01
62XL037	9257-1345	31	6.20	.01
64XL037	9257-1346	32	6.40	.01
66XL037	9257-1347	33	6.60	.01
68XL037	9257-1348	34	6.80	.01
70XL037	9257-1301	35	7.00	.01
72XL037	9257-1349	36	7.20	.01
74XL037	9257-1350	37	7.40	.01
76XL037	9257-1351	38	7.60	.01
78XL037	9257-1352	39	7.80	.01
80XL037	9257-1302	40	8.00	.01
82XL037	9257-1353	41	8.20	.01
84XL037	9257-1354	42	8.40	.01
86XL037	9257-1355	43	8.60	.01
88XL037	9257-1356	44	8.80	.01
90XL037	9257-1303	45	9.00	.01
92XL037	9257-1357	46	9.20	.01
94XL037	9257-1358	47	9.40	.01
96XL037	9257-1359	48	9.60	.01
98XL037	9257-1360	49	9.80	.01
100XL037	9257-1304	50	10.00	.01
102XL037	9257-1361	51	10.20	.01
106XL037	9257-1362	53	10.60	.01
108XL037	9257-1363	54	10.80	.01
110XL037	9257-1305	55	11.00	.01
112XL037	9257-1364	56	11.20	.01
114XL037	9257-1365	57	11.40	.01
116XL037	9257-1366	58	11.60	.01
120XL037	9257-1306	60	12.00	.01
122XL037	9257-1367	61	12.20	.01
124XL037	9257-1368	62	12.40	.01
126XL037	9257-1369	63	12.60	.01
128XL037	9257-1370	64	12.80	.01
130XL037	9257-1307	65	13.00	.01
132XL037	9257-1371	66	13.20	.01
134XL037	9257-1372	67	13.40	.01
136XL037	9257-1373	68	13.60	.01
138XL037	9257-1374	69	13.80	.01
140XL037	9257-1308	70	14.00	.01
142XL037	9257-1375	71	14.20	.01

Part No.	Product No.	No. of Teeth	Pitch Length (In.)	Wt. Ea. (Lbs.)
144XL037	9257-1376	72	14.40	.02
146XL037	9257-1377	73	14.60	.02
148XL037	9257-1378	74	14.80	.02
150XL037	9257-1309	75	15.00	.02
152XL037	9257-1379	76	15.20	.02
154XL037	9257-1380	77	15.40	.02
156XL037	9257-1381	78	15.60	.02
158XL037	9257-1382	79	15.80	.02
160XL037	9257-1310	80	16.00	.02
162XL037	9257-1383	81	16.20	.02
164XL037	9257-1384	82	16.40	.02
166XL037	9257-1385	83	16.60	.02
168XL037	9257-1386	84	16.80	.02
170XL037	9257-1311	85	17.00	.02
172XL037	9257-1387	86	17.20	.02
174XL037	9257-1388	87	17.40	.02
176XL037	9257-1389	88	17.60	.02
178XL037	9257-1390	89	17.80	.02
180XL037	9257-1312	90	18.00	.02
182XL037	9257-1391	91	18.20	.02
184XL037	9257-1392	92	18.40	.02
186XL037	9257-1393	93	18.60	.02
188XL037	9257-1394	94	18.80	.02
190XL037	9257-1313	95	19.00	.02
192XL037	9257-1395	96	19.20	.02
194XL037	9257-1396	97	19.40	.02
200XL037	9257-1314	100	20.00	.02
202XL037	9257-1397	101	20.20	.02
204XL037	9257-1398	102	20.40	.02
206XL037	9257-1399	103	20.60	.02
210XL037	9257-1315	105	21.00	.02
212XL037	9257-8300	106	21.20	.02
214XL037	9257-8301	107	21.40	.02
218XL037	9257-8302	109	21.80	.03
220XL037	9257-1316	110	22.00	.02
222XL037	9257-8303	111	22.20	.02
226XL037	9257-8304	113	22.60	.03
228XL037	9257-8305	114	22.80	.02
230XL037	9257-1317	115	23.00	.02
232XL037	9257-8306	116	23.20	.03
234XL037	9257-8307	117	23.40	.03
236XL037	9257-8308	118	23.60	.03
240XL037	9257-1318	120	24.00	.02
244XL037	9257-8309	122	24.40	.03
246XL037	9257-8310	123	24.60	.03







## PowerGrip® Timing Belts

### Product No. Series 9257 (continued)

#### 1/5" Pitch (.200"/XL) — 3/8" Wide (continued)

Part No.	Product No.	No. of Teeth	Pitch Length (In.)	Wt. Ea. (Lbs.)
250XL037	9257-1319	125	25.00	.03
254XL037	9257-8311	127	25.40	.03
258XL037	9257-8312	129	25.80	.03
260XL037	9257-1320	130	26.00	.03
262XL037	9257-8313	131	26.20	.20
264XL037	9257-8314	132	26.40	.20
266XL037	9257-8315	133	26.60	.20
268XL037	9257-8316	134	26.80	.03
274XL037	9257-8317	137	27.40	.03
280XL037	9257-1322	140	28.00	.03
286XL037	9257-8318	143	28.60	.03
290XL037	9257-1323	145	29.00	.03
296XL037	9257-8319	148	29.60	.03
300XL037	9257-1324	150	30.00	.03
306XL037	9257-8320	153	30.60	.03
310XL037	9257-1325	155	31.00	.03
316XL037	9257-8321	158	31.60	.03
320XL037	9257-8322	160	32.00	.04
322XL037	9257-8323	161	32.20	.04
330XL037	9257-1326	165	33.00	.03
338XL037	9257-8324	169	33.80	.04
340XL037	9257-1327	170	34.00	.03
344XL037	9257-8325	172	34.40	.05
348XL037	9257-8326	174	34.80	.04
350XL037	9257-1328	175	35.00	.03
362XL037	9257-8327	181	36.20	.04
370XL037	9257-1329	185	37.00	.04
380XL037	9257-1330	190	38.00	.04

Part No.	Product No.	No. of Teeth	Pitch Length (In.)	Wt. Ea. (Lbs.)
384XL037	9257-8328	192	38.40	.05
390XL037	9257-1331	195	39.00	.04
400XL037	9257-1332	200	40.00	.04
412XL037	9257-8329	206	41.20	.05
420XL037	9257-1333	210	42.00	.04
424XL037	9257-8330	212	42.40	.05
432XL037	9257-8331	216	43.20	.05
438XL037	9257-8332	219	43.80	.05
444XL037	9257-8333	222	44.40	.05
450XL037	9257-1334	225	45.00	.04
454XL037	9257-8334	227	45.40	.06
460XL037	9257-1335	230	46.00	.05
468XL037	9257-8335	234	46.80	.06
480XL037	9257-1336	240	48.00	.05
492XL037	9257-8336	246	49.20	.06
498XL037	9257-8337	249	49.80	.06
500XL037	9257-1337	250	50.00	.05
506XL037	9257-8338	253	50.60	.08
524XL037	9257-8339	262	52.40	.06
570XL037	9257-1338	285	57.00	.06
580XL037	9257-8340	290	58.00	.07
592XL037	9257-8341	296	59.20	.06
612XL037	9257-8342	306	61.20	.08
630XL037	9257-1339	315	63.00	.07
672XL037	9257-8343	336	67.20	.10
690XL037	9257-8344	345	69.00	.10
770XL037	9257-1340	385	77.00	.08
850XL037	9257-8345	425	85.00	.09

POWERGRIP TIMING BELTS

#### 3/8" Pitch (.375"/L) — 1/2" Wide

Part No.	Product No.	No. of Teeth	Pitch Length (In.)	Wt. Ea. (Lbs.)
124L050	9257-2100	33	12.38	.02
135L050	9257-2120	36	13.50	.03
150L050	9257-2101	40	15.00	.03
154L050	9257-2127	41	15.38	.03
158L050	9257-2128	42	15.75	.04
165L050	9257-2121	44	16.50	.04
173L050	9257-2129	46	17.25	.04
176L050	9257-7133	47	17.63	.04
187L050	9257-2102	50	18.75	.04
195L050	9257-2122	52	19.50	.04
199L050	9257-7134	53	19.88	.04
203L050	9257-7135	54	20.25	.04
210L050	9257-2103	56	21.00	.04
218L050	9257-7136	58	21.75	.05
225L050	9257-2104	60	22.50	.05
240L050	9257-2105	64	24.00	.05
248L050	9257-7137	66	24.75	.05
255L050	9257-2106	68	25.50	.06
263L050	9257-7138	70	26.25	.06
270L050	9257-2107	72	27.00	.06
285L050	9257-2108	76	28.50	.06
300L050	9257-2109	80	30.00	.07
315L050	9257-2123	84	31.50	.07

Part No.	Product No.	No. of Teeth	Pitch Length (In.)	Wt. Ea. (Lbs.)
322L050	9257-2110	86	32.25	.07
345L050	9257-2111	92	34.50	.07
367L050	9257-2112	98	36.75	.08
375L050	9257-7139	100	37.50	.08
390L050	9257-2113	104	39.00	.09
420L050	9257-2114	112	42.00	.10
446L050	9257-7140	119	44.63	.10
450L050	9257-2115	120	45.00	.11
480L050	9257-2116	128	48.00	.11
510L050	9257-2117	136	51.00	.12
540L050	9257-2118	144	54.00	.12
566L050	9257-7141	151	56.63	.14
570L050	9257-7142	152	57.00	.14
581L050	9257-7143	155	58.13	.14
600L050	9257-2119	160	60.00	.14
630L050	9257-7144	168	63.00	.15
660L050	9257-2124	176	66.00	.15
720L050	9257-7145	192	72.00	.17
731L050	9257-7146	195	73.13	.18
817L050	9257-2125	218	81.75	.20
900L050	9257-2126	240	90.00	.22
915L050	9257-7147	244	91.50	.22
945L050	9257-7148	252	94.50	.23





## PowerGrip® Timing Belts

### Product No. Series 9257 (continued)

#### 3/8" Pitch (.375"/L) — 3/4" Wide

Part No.	Product No.	No. of Teeth	Pitch Length (In.)	Wt. Ea. (Lbs.)
124L075	9257-2200	33	12.38	.04
135L075	9257-2220	36	13.50	.04
150L075	9257-2201	40	15.00	.04
154L075	9257-2227	41	15.38	.04
158L075	9257-2228	42	15.75	.05
165L075	9257-2221	44	16.50	.05
173L075	9257-2229	46	17.25	.05
176L075	9257-7233	47	17.63	.06
187L075	9257-2202	50	18.75	.06
195L075	9257-2222	52	19.50	.06
199L075	9257-7234	53	19.88	.06
203L075	9257-7235	54	20.25	.07
210L075	9257-2203	56	21.00	.07
218L075	9257-7236	58	21.75	.07
225L075	9257-2204	60	22.50	.07
240L075	9257-2205	64	24.00	.08
248L075	9257-7237	66	24.75	.08
255L075	9257-2206	68	25.50	.08
263L075	9257-7238	70	26.25	.08
270L075	9257-2207	72	27.00	.09
285L075	9257-2208	76	28.50	.10
300L075	9257-2209	80	30.00	.10
315L075	9257-2223	84	31.50	.11

Part No.	Product No.	No. of Teeth	Pitch Length (In.)	Wt. Ea. (Lbs.)
322L075	9257-2210	86	32.25	.11
345L075	9257-2211	92	34.50	.12
367L075	9257-2212	98	36.75	.12
375L075	9257-7239	100	37.50	.13
390L075	9257-2213	104	39.00	.14
420L075	9257-2214	112	42.00	.15
446L075	9257-7240	119	44.63	.16
450L075	9257-2215	120	45.00	.16
480L075	9257-2216	128	48.00	.18
510L075	9257-2217	136	51.00	.19
540L075	9257-2218	144	54.00	.20
566L075	9257-7241	151	56.63	.21
570L075	9257-7242	152	57.00	.21
581L075	9257-7243	155	58.13	.22
600L075	9257-2219	160	60.00	.23
630L075	9257-7244	168	63.00	.25
660L075	9257-2224	176	66.00	.26
720L075	9257-7245	192	72.00	.28
731L075	9257-7246	195	73.13	.28
817L075	9257-2225	218	81.75	.32
900L075	9257-2226	240	90.00	.36
915L075	9257-7247	244	91.50	.37
945L075	9257-7248	252	94.50	.38

#### 3/8" Pitch (.375"/L) — 1" Wide

Part No.	Product No.	No. of Teeth	Pitch Length (In.)	Wt. Ea. (Lbs.)
124L100	9257-2300	33	12.38	.05
135L100	9257-2320	36	13.50	.05
150L100	9257-2301	40	15.00	.06
154L100	9257-2327	41	15.38	.06
158L100	9257-2328	42	15.75	.06
165L100	9257-2321	44	16.50	.06
173L100	9257-2329	46	17.25	.07
176L100	9257-7333	47	17.63	.07
187L100	9257-2302	50	18.75	.08
195L100	9257-2322	52	19.50	.08
199L100	9257-7334	53	19.88	.09
203L100	9257-7335	54	20.25	.09
210L100	9257-2303	56	21.00	.09
218L100	9257-7336	58	21.75	.09
225L100	9257-2304	60	22.50	.10
240L100	9257-2305	64	24.00	.10
248L100	9257-7337	66	24.75	.10
255L100	9257-2306	68	25.50	.11
263L100	9257-7338	70	26.25	.11
270L100	9257-2307	72	27.00	.12
285L100	9257-2308	76	28.50	.12
300L100	9257-2309	80	30.00	.13
315L100	9257-2323	84	31.50	.15

Part No.	Product No.	No. of Teeth	Pitch Length (In.)	Wt. Ea. (Lbs.)
322L100	9257-2310	86	32.25	.15
345L100	9257-2311	92	34.50	.16
367L100	9257-2312	98	36.75	.17
375L100	9257-7339	100	37.50	.17
390L100	9257-2313	104	39.00	.18
420L100	9257-2314	112	42.00	.20
446L100	9257-7340	119	44.63	.22
450L100	9257-2315	120	45.00	.22
480L100	9257-2316	128	48.00	.24
510L100	9257-2317	136	51.00	.25
540L100	9257-2318	144	54.00	.27
566L100	9257-7341	151	56.63	.29
570L100	9257-7342	152	57.00	.29
581L100	9257-7343	155	58.13	.29
600L100	9257-2319	160	60.00	.30
630L100	9257-7344	168	63.00	.32
660L100	9257-2324	176	66.00	.34
720L100	9257-7345	192	72.00	.37
731L100	9257-7346	195	73.13	.38
817L100	9257-2325	218	81.75	.42
900L100	9257-2326	240	90.00	.47
915L100	9257-7347	244	91.50	.48
945L100	9257-7348	252	94.50	.50

#### 1/2" Pitch (.500"/H) — 3/4" Wide

Part No.	Product No.	No. of Teeth	Pitch Length (In.)	Wt. Ea. (Lbs.)
210H075	9257-3125	42	21.00	.08
220H075	9257-3126	44	22.00	.07
225H075	9257-3145	45	22.50	.08
230H075	9257-3127	46	23.00	.09
240H075	9257-3100	48	24.00	.09

Part No.	Product No.	No. of Teeth	Pitch Length (In.)	Wt. Ea. (Lbs.)
270H075	9257-3101	54	27.00	.10
300H075	9257-3102	60	30.00	.10
310H075	9257-3146	62	31.00	.12
315H075	9257-3147	63	31.50	.12
320H075	9257-3128	64	32.00	.12





# PowerGrip® Timing Belts

## Product No. Series 9257 (continued)

### 1/2" Pitch (.500"/H) — 3/4" Wide (continued)

Part No.	Product No.	No. of Teeth	Pitch Length (In.)	Wt. Ea. (Lbs.)
330H075	9257-3103	66	33.00	.12
340H075	9257-3129	68	34.00	.14
350H075	9257-3130	70	35.00	.15
360H075	9257-3104	72	36.00	.15
370H075	9257-3131	74	37.00	.15
390H075	9257-3105	78	39.00	.16
400H075	9257-3132	80	40.00	.16
410H075	9257-3133	82	41.00	.16
415H075	9257-3148	83	41.50	.16
420H075	9257-3106	84	42.00	.17
445H075	9257-3149	89	44.50	.18
450H075	9257-3107	90	45.00	.18
455H075	9257-8150	91	45.50	.20
465H075	9257-8151	93	46.50	.21
480H075	9257-3108	96	48.00	.20
490H075	9257-3134	98	49.00	.20
495H075	9257-8152	99	49.50	.21
510H075	9257-3109	102	51.00	.21
525H075	9257-8153	105	52.50	.24
540H075	9257-3110	108	54.00	.23
555H075	9257-8154	111	55.50	.23
560H075	9257-3135	112	56.00	.24
570H075	9257-3111	114	57.00	.24
585H075	9257-3136	117	58.50	.25
600H075	9257-3112	120	60.00	.26
605H075	9257-8155	121	60.50	.28
630H075	9257-3113	126	63.00	.28
645H075	9257-3137	129	64.50	.27
655H075	9257-8156	131	65.50	.31
660H075	9257-3114	132	66.00	.28
670H075	9257-8157	134	67.00	.29

Part No.	Product No.	No. of Teeth	Pitch Length (In.)	Wt. Ea. (Lbs.)
700H075	9257-3115	140	70.00	.30
730H075	9257-3138	146	73.00	.32
750H075	9257-3116	150	75.00	.33
775H075	9257-8158	155	77.50	.34
780H075	9257-3139	156	78.00	.35
800H075	9257-3117	160	80.00	.35
810H075	9257-8159	162	81.00	.37
820H075	9257-3140	164	82.00	.36
840H075	9257-3141	168	84.00	.38
850H075	9257-3118	170	85.00	.38
900H075	9257-3119	180	90.00	.41
950H075	9257-8160	190	95.00	.44
960H075	9257-3142	192	96.00	.44
1000H075	9257-3120	200	100.00	.45
1100H075	9257-3121	220	110.00	.50
1140H075	9257-3143	228	114.00	.52
1180H075	9257-8161	236	118.00	.55
1250H075	9257-3122	250	125.00	.57
1325H075	9257-8162	265	132.50	.60
1350H075	9257-8163	270	135.00	.62
1365H075	9257-8164	273	136.50	.62
1400H075	9257-3123	280	140.00	.65
1510H075	9257-8165	302	151.00	.69
1550H075	9257-3144	310	155.00	.70
1645H075	9257-8166	329	164.50	.78
1680H075	9257-8167	336	168.00	.81
1700H075	9257-3124	340	170.00	.80
2090H075	9257-8168	418	209.00	.95
2100H075	9257-8169	420	210.00	1.06
2120H075	9257-8170	424	212.00	1.00
2330H075	9257-8171	466	233.00	1.10

POWERGRIP TIMING BELTS

### 1/2" Pitch (.500"/H) — 1" Wide

Part No.	Product No.	No. of Teeth	Pitch Length (In.)	Wt. Ea. (Lbs.)
210H100	9257-3225	42	21.00	.08
220H100	9257-3226	44	22.00	.08
225H100	9257-3245	45	22.50	.11
230H100	9257-3227	46	23.00	.12
240H100	9257-3200	48	24.00	.10
270H100	9257-3201	54	27.00	.11
300H100	9257-3202	60	30.00	.13
310H100	9257-3246	62	31.00	.14
315H100	9257-3247	63	31.50	.14
320H100	9257-3228	64	32.00	.17
330H100	9257-3203	66	33.00	.15
340H100	9257-3229	68	34.00	.16
350H100	9257-3230	70	35.00	.16
360H100	9257-3204	72	36.00	.19
370H100	9257-3231	74	37.00	.17
390H100	9257-3205	78	39.00	.18
400H100	9257-3232	80	40.00	.19
410H100	9257-3233	82	41.00	.19
415H100	9257-3248	83	41.50	.20
420H100	9257-3206	84	42.00	.20
445H100	9257-3249	89	44.50	.23
450H100	9257-3207	90	45.00	.23
455H100	9257-8250	91	45.50	.23
465H100	9257-8251	93	46.50	.23
480H100	9257-3208	96	48.00	.23

Part No.	Product No.	No. of Teeth	Pitch Length (In.)	Wt. Ea. (Lbs.)
490H100	9257-3234	98	49.00	.24
495H100	9257-8252	99	49.50	.25
510H100	9257-3209	102	51.00	.26
525H100	9257-8253	105	52.50	.27
540H100	9257-3210	108	54.00	.28
555H100	9257-8254	111	55.50	.29
560H100	9257-3235	112	56.00	.30
570H100	9257-3211	114	57.00	.32
585H100	9257-3236	117	58.50	.33
600H100	9257-3212	120	60.00	.33
605H100	9257-8255	121	60.50	.33
630H100	9257-3213	126	63.00	.34
645H100	9257-3237	129	64.50	.35
655H100	9257-8256	131	65.50	.36
660H100	9257-3214	132	66.00	.36
670H100	9257-8257	134	67.00	.37
700H100	9257-3215	140	70.00	.40
730H100	9257-3238	146	73.00	.41
750H100	9257-3216	150	75.00	.42
775H100	9257-8258	155	77.50	.43
780H100	9257-3239	156	78.00	.44
800H100	9257-3217	160	80.00	.45
810H100	9257-8259	162	81.00	.46
820H100	9257-3240	164	82.00	.46
840H100	9257-3241	168	84.00	.48





## PowerGrip® Timing Belts

### Product No. Series 9257 (continued)

#### 1/2" Pitch (.500"/H) — 1" Wide (continued)

Part No.	Product No.	No. of Teeth	Pitch Length (In.)	Wt. Ea. (Lbs.)
850H100	9257-3218	170	85.00	.48
900H100	9257-3219	180	90.00	.51
950H100	9257-8260	190	95.00	.53
960H100	9257-3242	192	96.00	.58
1000H100	9257-3220	200	100.00	.58
1100H100	9257-3221	220	110.00	.64
1140H100	9257-3243	228	114.00	.67
1180H100	9257-8261	236	118.00	.69
1250H100	9257-3222	250	125.00	.75
1325H100	9257-8262	265	132.50	.78
1350H100	9257-8263	270	135.00	.80

Part No.	Product No.	No. of Teeth	Pitch Length (In.)	Wt. Ea. (Lbs.)
1365H100	9257-8264	273	136.50	.85
1400H100	9257-3223	280	140.00	.84
1510H100	9257-8265	302	151.00	.90
1550H100	9257-3244	310	155.00	.94
1645H100	9257-8266	329	164.50	1.00
1680H100	9257-8267	336	168.00	1.01
1700H100	9257-3224	340	170.00	1.03
2090H100	9257-8268	418	209.00	1.26
2100H100	9257-8269	420	210.00	1.26
2120H100	9257-8270	424	212.00	1.30
2330H100	9257-8271	466	233.00	1.44

#### 1/2" Pitch (.500"/H) — 1 1/2" Wide

Part No.	Product No.	No. of Teeth	Pitch Length (In.)	Wt. Ea. (Lbs.)
210H150	9257-3325	42	21.00	.15
220H150	9257-3326	44	22.00	.15
225H150	9257-3345	45	22.50	.18
230H150	9257-3327	46	23.00	.15
240H150	9257-3300	48	24.00	.15
270H150	9257-3301	54	27.00	.20
300H150	9257-3302	60	30.00	.21
310H150	9257-3346	62	31.00	.22
315H150	9257-3347	63	31.50	.24
320H150	9257-3328	64	32.00	.25
330H150	9257-3303	66	33.00	.26
340H150	9257-3329	68	34.00	.27
350H150	9257-3330	70	35.00	.28
360H150	9257-3304	72	36.00	.30
370H150	9257-3331	74	37.00	.31
390H150	9257-3305	78	39.00	.32
400H150	9257-3332	80	40.00	.33
410H150	9257-3333	82	41.00	.34
415H150	9257-3348	83	41.50	.35
420H150	9257-3306	84	42.00	.37
445H150	9257-3349	89	44.50	.38
450H150	9257-3307	90	45.00	.39
455H150	9257-8350	91	45.50	.40
465H150	9257-8351	93	46.50	.42
480H150	9257-3308	96	48.00	.43
490H150	9257-3334	98	49.00	.44
495H150	9257-8352	99	49.50	.45
510H150	9257-3309	102	51.00	.49
525H150	9257-8353	105	52.50	.50
540H150	9257-3310	108	54.00	.51
555H150	9257-8354	111	55.50	.51
560H150	9257-3335	112	56.00	.53
570H150	9257-3311	114	57.00	.53
585H150	9257-3336	117	58.50	.54
600H150	9257-3312	120	60.00	.54
605H150	9257-8355	121	60.50	.56

Part No.	Product No.	No. of Teeth	Pitch Length (In.)	Wt. Ea. (Lbs.)
630H150	9257-3313	126	63.00	.56
645H150	9257-3337	129	64.50	.57
655H150	9257-8356	131	65.50	.58
660H150	9257-3314	132	66.00	.59
670H150	9257-8357	134	67.00	.60
700H150	9257-3315	140	70.00	.61
730H150	9257-3338	146	73.00	.64
750H150	9257-3316	150	75.00	.70
775H150	9257-8358	155	77.50	.70
780H150	9257-3339	156	78.00	.70
800H150	9257-3317	160	80.00	.72
810H150	9257-8359	162	81.00	.74
820H150	9257-3340	164	82.00	.75
840H150	9257-3341	168	84.00	.75
850H150	9257-3318	170	85.00	.76
900H150	9257-3319	180	90.00	.82
950H150	9257-8360	190	95.00	.86
960H150	9257-3342	192	96.00	.87
1000H150	9257-3320	200	100.00	.90
1100H150	9257-3321	220	110.00	1.02
1140H150	9257-3343	228	114.00	1.07
1180H150	9257-8361	236	118.00	1.10
1250H150	9257-3322	250	125.00	1.20
1325H150	9257-8362	265	132.50	1.23
1350H150	9257-8363	270	135.00	1.25
1365H150	9257-8364	273	136.50	1.52
1400H150	9257-3323	280	140.00	1.35
1510H150	9257-8365	302	151.00	1.45
1550H150	9257-3344	310	155.00	1.50
1645H150	9257-8366	329	164.50	1.55
1680H150	9257-8367	336	168.00	1.60
1700H150	9257-3324	340	170.00	1.65
2090H150	9257-8368	418	209.00	1.90
2100H150	9257-8369	420	210.00	2.31
2120H150	9257-8370	424	212.00	2.05
2330H150	9257-8371	466	233.00	2.30

#### 1/2" Pitch (.500"/H) — 2" Wide

Part No.	Product No.	No. of Teeth	Pitch Length (In.)	Wt. Ea. (Lbs.)
210H200	9257-3425	42	21.00	.15
220H200	9257-3426	44	22.00	.16
225H200	9257-3445	45	22.50	.19
230H200	9257-3427	46	23.00	.22

Part No.	Product No.	No. of Teeth	Pitch Length (In.)	Wt. Ea. (Lbs.)
240H200	9257-3400	48	24.00	.23
270H200	9257-3401	54	27.00	.25
300H200	9257-3402	60	30.00	.30
310H200	9257-3446	62	31.00	.30





## PowerGrip® Timing Belts

### Product No. Series 9257 (continued)

#### 1/2" Pitch (.500"/H) — 2" Wide (continued)

Part No.	Product No.	No. of Teeth	Pitch Length (In.)	Wt. Ea. (Lbs.)
315H200	9257-3447	63	31.50	.30
320H200	9257-3428	64	32.00	.30
330H200	9257-3403	66	33.00	.32
340H200	9257-3429	68	34.00	.35
350H200	9257-3430	70	35.00	.35
360H200	9257-3404	72	36.00	.37
370H200	9257-3431	74	37.00	.38
390H200	9257-3405	78	39.00	.40
400H200	9257-3432	80	40.00	.40
410H200	9257-3433	82	41.00	.42
415H200	9257-3448	83	41.50	.43
420H200	9257-3406	84	42.00	.45
445H200	9257-3449	89	44.50	.50
450H200	9257-3407	90	45.00	.50
455H200	9257-8450	91	45.50	.56
465H200	9257-8451	93	46.50	.50
480H200	9257-3408	96	48.00	.52
490H200	9257-3434	98	49.00	.53
495H200	9257-8452	99	49.50	.61
510H200	9257-3409	102	51.00	.57
525H200	9257-8453	105	52.50	.58
540H200	9257-3410	108	54.00	.60
555H200	9257-8454	111	55.50	.62
560H200	9257-3435	112	56.00	.63
570H200	9257-3411	114	57.00	.68
585H200	9257-3436	117	58.50	.69
600H200	9257-3412	120	60.00	.70
605H200	9257-8455	121	60.50	.70
630H200	9257-3413	126	63.00	.74
645H200	9257-3437	129	64.50	.75
655H200	9257-8456	131	65.50	.77
660H200	9257-3414	132	66.00	.78

Part No.	Product No.	No. of Teeth	Pitch Length (In.)	Wt. Ea. (Lbs.)
670H200	9257-8457	134	67.00	.86
700H200	9257-3415	140	70.00	.84
730H200	9257-3438	146	73.00	.87
750H200	9257-3416	150	75.00	.90
775H200	9257-8458	155	77.50	.95
780H200	9257-3439	156	78.00	.95
800H200	9257-3417	160	80.00	.97
810H200	9257-8459	162	81.00	1.02
820H200	9257-3440	164	82.00	1.00
840H200	9257-3441	168	84.00	1.04
850H200	9257-3418	170	85.00	1.05
900H200	9257-3419	180	90.00	1.12
950H200	9257-8460	190	95.00	1.20
960H200	9257-3442	192	96.00	1.22
1000H200	9257-3420	200	100.00	1.25
1100H200	9257-3421	220	110.00	1.40
1140H200	9257-3443	228	114.00	1.47
1180H200	9257-8461	236	118.00	1.55
1250H200	9257-3422	250	125.00	1.64
1325H200	9257-8462	265	132.50	1.75
1350H200	9257-8463	270	135.00	1.77
1365H200	9257-8464	273	136.50	1.71
1400H200	9257-3423	280	140.00	1.85
1510H200	9257-8465	302	151.00	2.00
1550H200	9257-3444	310	155.00	2.10
1645H200	9257-8466	329	164.50	2.09
1680H200	9257-8467	336	168.00	2.17
1700H200	9257-3424	340	170.00	2.30
2090H200	9257-8468	418	209.00	2.80
2100H200	9257-8469	420	210.00	2.85
2120H200	9257-8470	424	212.00	2.90
2330H200	9257-8471	466	233.00	3.20

POWERGRIP TIMING BELTS

#### 1/2" Pitch (.500"/H) — 3" Wide

Part No.	Product No.	No. of Teeth	Pitch Length (In.)	Wt. Ea. (Lbs.)
210H300	9257-3525	42	21.00	.40
220H300	9257-3526	44	22.00	.40
225H300	9257-3545	45	22.50	.41
230H300	9257-3527	46	23.00	.42
240H300	9257-3500	48	24.00	.45
270H300	9257-3501	54	27.00	.50
300H300	9257-3502	60	30.00	.57
310H300	9257-3546	62	31.00	.58
315H300	9257-3547	63	31.50	.58
320H300	9257-3528	64	32.00	.60
330H300	9257-3503	66	33.00	.60
340H300	9257-3529	68	34.00	.60
350H300	9257-3530	70	35.00	.60
360H300	9257-3504	72	36.00	.65
370H300	9257-3531	74	37.00	.68
390H300	9257-3505	78	39.00	.70
400H300	9257-3532	80	40.00	.75
410H300	9257-3533	82	41.00	.75
415H300	9257-3548	83	41.50	.76
420H300	9257-3506	84	42.00	.75
445H300	9257-3549	89	44.50	.78
450H300	9257-3507	90	45.00	.79
455H300	9257-8550	91	45.50	.84
465H300	9257-8551	93	46.50	.83

Part No.	Product No.	No. of Teeth	Pitch Length (In.)	Wt. Ea. (Lbs.)
480H300	9257-3508	96	48.00	.85
490H300	9257-3534	98	49.00	.86
495H300	9257-8552	99	49.50	.92
510H300	9257-3509	102	51.00	.89
525H300	9257-8553	105	52.50	.97
540H300	9257-3510	108	54.00	.97
555H300	9257-8554	111	55.50	.95
560H300	9257-3535	112	56.00	.97
570H300	9257-3511	114	57.00	.98
585H300	9257-3536	117	58.50	1.00
600H300	9257-3512	120	60.00	1.03
605H300	9257-8555	121	60.50	1.14
630H300	9257-3513	126	63.00	1.04
645H300	9257-3537	129	64.50	1.10
655H300	9257-8556	131	65.50	1.31
660H300	9257-3514	132	66.00	1.12
670H300	9257-8557	134	67.00	1.13
700H300	9257-3515	140	70.00	1.17
730H300	9257-3538	146	73.00	1.20
750H300	9257-3516	150	75.00	1.23
775H300	9257-8558	155	77.50	1.30
780H300	9257-3539	156	78.00	1.31
800H300	9257-3517	160	80.00	1.32
810H300	9257-8559	162	81.00	1.33





## PowerGrip® Timing Belts

### Product No. Series 9257 (continued)

#### 1/2" Pitch (.500"/H) — 3" Wide (continued)

Part No.	Product No.	No. of Teeth	Pitch Length (In.)	Wt. Ea. (Lbs.)
820H300	9257-3540	164	82.00	1.34
840H300	9257-3541	168	84.00	1.35
850H300	9257-3518	170	85.00	1.35
900H300	9257-3519	180	90.00	1.44
950H300	9257-8560	190	95.00	1.50
960H300	9257-3542	192	96.00	1.50
1000H300	9257-3520	200	100.00	1.60
1100H300	9257-3521	220	110.00	1.77
1140H300	9257-3543	228	114.00	1.80
1180H300	9257-8561	236	118.00	1.85
1250H300	9257-3522	250	125.00	1.95
1325H300	9257-8562	265	132.50	2.05

Part No.	Product No.	No. of Teeth	Pitch Length (In.)	Wt. Ea. (Lbs.)
1350H300	9257-8563	270	135.00	2.13
1365H300	9257-8564	273	136.50	3.19
1400H300	9257-3523	280	140.00	2.20
1510H300	9257-8565	302	151.00	2.40
1550H300	9257-3544	310	155.00	2.44
1645H300	9257-8566	329	164.50	4.47
1680H300	9257-8567	336	168.00	4.57
1700H300	9257-3524	340	170.00	2.65
2090H300	9257-8568	418	209.00	5.69
2100H300	9257-8569	420	210.00	5.72
2120H300	9257-8570	424	212.00	3.33
2330H300	9257-8571	466	233.00	3.70

#### 7/8" Pitch (.875"/XH) — 2" Wide

Part No.	Product No.	No. of Teeth	Pitch Length (In.)	Wt. Ea. (Lbs.)
507XH200	9257-4100	58	50.75	2.40
560XH200	9257-4101	64	56.00	2.60
630XH200	9257-4102	72	63.00	2.85
700XH200	9257-4103	80	70.00	3.25
770XH200	9257-4104	88	77.00	3.50
840XH200	9257-4105	96	84.00	3.70

Part No.	Product No.	No. of Teeth	Pitch Length (In.)	Wt. Ea. (Lbs.)
980XH200	9257-4106	112	98.00	4.10
1120XH200	9257-4107	128	112.00	4.60
1260XH200	9257-4108	144	126.00	5.10
1400XH200	9257-4109	160	140.00	5.60
1540XH200	9257-4110	176	154.00	3.95
1750XH200	9257-4111	200	175.00	6.90

#### 7/8" Pitch (.875"/XH) — 3" Wide

Part No.	Product No.	No. of Teeth	Pitch Length (In.)	Wt. Ea. (Lbs.)
507XH300	9257-4200	58	50.75	3.60
560XH300	9257-4201	64	56.00	3.80
630XH300	9257-4202	72	63.00	4.20
700XH300	9257-4203	80	70.00	4.60
770XH300	9257-4204	88	77.00	4.90
840XH300	9257-4205	96	84.00	5.20

Part No.	Product No.	No. of Teeth	Pitch Length (In.)	Wt. Ea. (Lbs.)
980XH300	9257-4206	112	98.00	6.00
1120XH300	9257-4207	128	112.00	6.70
1260XH300	9257-4208	144	126.00	7.30
1400XH300	9257-4209	160	140.00	7.90
1540XH300	9257-4210	176	154.00	7.10
1750XH300	9257-4211	200	175.00	9.60

#### 7/8" Pitch (.875"/XH) — 4" Wide

Part No.	Product No.	No. of Teeth	Pitch Length (In.)	Wt. Ea. (Lbs.)
507XH400	9257-4300	58	50.75	4.60
560XH400	9257-4301	64	56.00	4.90
630XH400	9257-4302	72	63.00	5.25
700XH400	9257-4303	80	70.00	5.70
770XH400	9257-4304	88	77.00	6.25
840XH400	9257-4305	96	84.00	6.60

Part No.	Product No.	No. of Teeth	Pitch Length (In.)	Wt. Ea. (Lbs.)
980XH400	9257-4306	112	98.00	7.30
1120XH400	9257-4307	128	112.00	8.15
1260XH400	9257-4308	144	126.00	9.20
1400XH400	9257-4309	160	140.00	9.80
1540XH400	9257-4310	176	154.00	10.70
1750XH400	9257-4311	200	175.00	11.80

#### 1 1/4" Pitch (1.250"/XXH) — 2" Wide

Part No.	Product No.	No. of Teeth	Pitch Length (In.)	Wt. Ea. (Lbs.)
700XXH200	9257-5100	56	70.00	4.00
800XXH200	9257-5101	64	80.00	4.45
900XXH200	9257-5102	72	90.00	4.90
1000XXH200	9257-5103	80	100.00	5.55

Part No.	Product No.	No. of Teeth	Pitch Length (In.)	Wt. Ea. (Lbs.)
1200XXH200	9257-5104	96	120.00	6.35
1400XXH200	9257-5105	112	140.00	7.25
1600XXH200	9257-5106	128	160.00	8.05
1800XXH200	9257-5107	144	180.00	8.95





## PowerGrip® Timing Belts

### Product No. Series 9257 (continued)

#### 1 1/4" Pitch (1.250"/XXH) — 3" Wide

Part No.	Product No.	No. of Teeth	Pitch Length (In.)	Wt. Ea. (Lbs.)
700XXH300	9257-5200	56	70.00	5.70
800XXH300	9257-5201	64	80.00	6.40
900XXH300	9257-5202	72	90.00	6.85
1000XXH300	9257-5203	80	100.00	7.55

Part No.	Product No.	No. of Teeth	Pitch Length (In.)	Wt. Ea. (Lbs.)
1200XXH300	9257-5204	96	120.00	8.80
1400XXH300	9257-5205	112	140.00	10.35
1600XXH300	9257-5206	128	160.00	11.30
1800XXH300	9257-5207	144	180.00	12.60

#### 1 1/4" Pitch (1.250"/XXH) — 4" Wide

Part No.	Product No.	No. of Teeth	Pitch Length (In.)	Wt. Ea. (Lbs.)
700XXH400	9257-5300	56	70.00	7.02
800XXH400	9257-5301	64	80.00	7.95
900XXH400	9257-5302	72	90.00	9.00
1000XXH400	9257-5303	80	100.00	10.05

Part No.	Product No.	No. of Teeth	Pitch Length (In.)	Wt. Ea. (Lbs.)
1200XXH400	9257-5304	96	120.00	11.60
1400XXH400	9257-5305	112	140.00	13.60
1600XXH400	9257-5306	128	160.00	15.50
1800XXH400	9257-5307	144	180.00	17.30

#### 1 1/4" Pitch (1.250"/XXH) — 5" Wide

Part No.	Product No.	No. of Teeth	Pitch Length (In.)	Wt. Ea. (Lbs.)
700XXH500	9257-5400	56	70.00	8.75
800XXH500	9257-5401	64	80.00	9.60
900XXH500	9257-5402	72	90.00	10.80
1000XXH500	9257-5403	80	100.00	12.00

Part No.	Product No.	No. of Teeth	Pitch Length (In.)	Wt. Ea. (Lbs.)
1200XXH500	9257-5404	96	120.00	14.00
1400XXH500	9257-5405	112	140.00	16.15
1600XXH500	9257-5406	128	160.00	18.05
1800XXH500	9257-5407	144	180.00	20.15

POWERGRIP TIMING BELTS





## Cotton Cleaner Belts

Cotton cleaner belts have a trapezoidal tooth profile and now KEVLAR® tensile cords.

### Markets/Applications

Cotton Cleaner belts are specifically designed for use on Cotton Gin and inclined cleaner machines.

### Features/Advantages

- KEVLAR tensile cords for increased shock resistance.
- Long service life in harsh environments.

**Recommended Pulleys**—Contact the Gates Made-To-Order Metals Team.



### Product No. Series 9259

#### 1" Pitch

Part No.	Product No.	No. of Teeth	Pitch Length (In.)	Wt. Ea. (Lbs.)
61CCB142K	9259-3831	60	61.07	1.34
63CCB165K	9259-3832	63	63.00	1.41
64CCB170K	9259-3833	64	63.95	1.50
65CCB175K	9259-3834	65	64.95	1.46

NOTE: Steel tensile cord available as a made to order product. Lead time and minimum order quantities apply. Contact Customer Service for availability.





## PowerGrip® GT®2 Twin Power® Belts - 3MR and 5MR

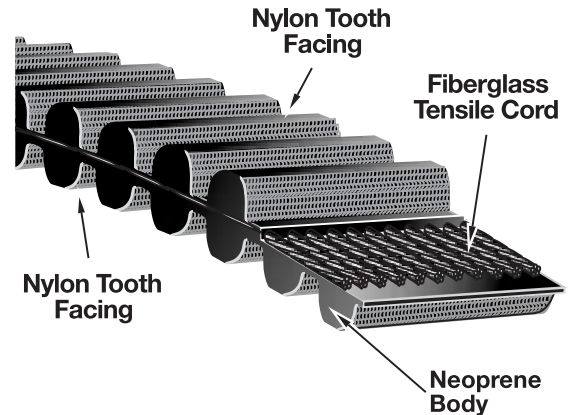
Twin Power® belts have teeth on both sides to provide synchronization from both driving surfaces.

### Markets/Applications

PowerGrip® GT®2 Twin Power® belts are ideal for many applications including data storage, machine tool, hand power tools, postage handling, medicine diagnostic, sewing machines, ticket dispensers, robotics, vending machines and vacuum cleaners.

### Features/Advantages

- Gates Twin Power® belts have **nylon facing** on both tooth surfaces providing equal load carrying capabilities on either side of belt.
- Belt capacity is equal to standard single-sided PowerGrip® belts.
- **Fiberglass tensile cord** provides high strength, excellent flex life, and high resistance to elongation.
- **Neoprene body** provides protection against grime, grease, oil, and moisture.
- Eliminates lubrication and re-tensioning to reduce maintenance and labor required on the drive.



### Recommended Sprockets

PowerGrip® GT®2 Sprockets - 3MR  
5M Sprockets - PowerGrip® GT®2 and Poly Chain® GT®

### Notes

PowerGrip® GT®2 Twin Power® belts in standard width are Standard/Non-Stock. Minimum order quantities are not required on standard widths.

3MR GT2 Standard Belt Widths		
Belt Width Code	Belt Width (mm)	Belt Width (In.)
06	6	0.236
09	9	0.354
15	15	0.591

5MR GT2 Standard Belt Widths		
Belt Width Code	Belt Width (mm)	Belt Width (In.)
09	9	0.354
15	15	0.591
25	25	0.984

PowerGrip® GT®2 Twin Power® part numbers are comprised of pitch, pitch length and width. For example; part number TP3MR-426-06 denotes "TP" for Twin Power, 3mm pitch, 426mm pitch length and 6mm width.

Belt **pitch** is the distance in millimeters between two adjacent tooth centers as measured on the pitch line of the belt. Belt **pitch length** is the total length (circumference) in millimeters as measured along the pitch line. The theoretical pitch line of a PowerGrip® GT®2 Twin Power® belt lies within the tensile member.

## Product No. Series 9232

### 3MR - Twin Power Belts

Part No.	Pitch Length (mm)	Pitch Length (In.)	No. of Teeth
TP3MR-381	381	15.00	127
TP3MR-396	396	15.59	132
TP3MR-399	399	15.71	133
TP3MR-405	405	15.94	135
TP3MR-411	411	16.18	137
TP3MR-420	420	16.54	140
TP3MR-426	426	16.77	142
TP3MR-432	432	17.01	144
TP3MR-435	435	17.13	145
TP3MR-447	447	17.60	149
TP3MR-465	465	18.31	155
TP3MR-468	468	18.43	156
TP3MR-471	471	18.54	157
TP3MR-474	474	18.66	158
TP3MR-480	480	18.90	160
TP3MR-486	486	19.13	162
TP3MR-489	489	19.25	163
TP3MR-492	492	19.37	164
TP3MR-501	501	19.72	167

Part No.	Pitch Length (mm)	Pitch Length (In.)	No. of Teeth
TP3MR-510	510	20.08	170
TP3MR-513	513	20.20	171
TP3MR-519	519	20.43	173
TP3MR-525	525	20.67	175
TP3MR-528	528	20.79	176
TP3MR-531	531	20.91	177
TP3MR-537	537	21.14	179
TP3MR-552	552	21.73	184
TP3MR-558	558	21.97	186
TP3MR-564	564	22.20	188
TP3MR-570	570	22.44	190
TP3MR-576	576	22.68	192
TP3MR-585	585	23.03	195
TP3MR-591	591	23.27	197
TP3MR-597	597	23.50	199
TP3MR-600	600	23.62	200
TP3MR-606	606	23.86	202
TP3MR-609	609	23.98	203
TP3MR-612	612	24.09	204

Part No.	Pitch Length (mm)	Pitch Length (In.)	No. of Teeth
TP3MR-627	627	24.69	209
TP3MR-633	633	24.92	211
TP3MR-639	639	25.16	213
TP3MR-645	645	25.39	215
TP3MR-648	648	25.51	216
TP3MR-654	654	25.75	218
TP3MR-657	657	25.87	219
TP3MR-663	663	26.10	221
TP3MR-669	669	26.34	223
TP3MR-684	684	26.93	228
TP3MR-687	687	27.05	229
TP3MR-696	696	27.40	232
TP3MR-711	711	27.99	237
TP3MR-735	735	28.94	245
TP3MR-738	738	29.06	246
TP3MR-750	750	29.53	250
TP3MR-753	753	29.65	251
TP3MR-786	786	30.94	262
TP3MR-795	795	31.30	265



TWIN POWER BELTS



## PowerGrip® GT® 2 Twin Power® Belts - 3MR and 5MR

### Product No. Series 9232 (continued)

#### 3MR - Twin Power Belts (continued)

Part No.	Pitch Length (mm)	Pitch Length (In.)	No. of Teeth
TP3MR-822	822	32.36	274
TP3MR-837	837	32.95	279
TP3MR-840	840	33.07	280
TP3MR-843	843	33.19	281
TP3MR-873	873	34.37	291
TP3MR-882	882	34.72	294
TP3MR-891	891	35.08	297
TP3MR-900	900	35.43	300
TP3MR-915	915	36.02	305
TP3MR-945	945	37.20	315
TP3MR-951	951	37.44	317

Part No.	Pitch Length (mm)	Pitch Length (In.)	No. of Teeth
TP3MR-981	981	38.62	327
TP3MR-1002	1002	39.45	334
TP3MR-1026	1026	40.39	342
TP3MR-1035	1035	40.74	345
TP3MR-1050	1050	41.34	350
TP3MR-1056	1056	41.57	352
TP3MR-1062	1062	41.81	354
TP3MR-1080	1080	42.52	360
TP3MR-1125	1125	44.29	375
TP3MR-1155	1155	45.47	385
TP3MR-1191	1191	46.89	397

Part No.	Pitch Length (mm)	Pitch Length (In.)	No. of Teeth
TP3MR-1263	1263	49.72	421
TP3MR-1335	1335	52.56	445
TP3MR-1500	1500	59.06	500
TP3MR-1512	1512	59.53	504
TP3MR-1536	1536	60.47	512
TP3MR-1587	1587	62.48	529
TP3MR-1956	1956	77.01	652
TP3MR-2004	2004	78.90	668
TP3MR-2061	2061	81.14	687

#### 5MR - Twin Power Belts

Part No.	Pitch Length (mm)	Pitch Length (In.)	No. of Teeth
TP5MR-400	400	15.75	80
TP5MR-425	425	16.73	85
TP5MR-450	450	17.72	90
TP5MR-500	500	19.69	100
TP5MR-535	535	21.06	107
TP5MR-565	565	22.24	113
TP5MR-575	575	22.64	115
TP5MR-580	580	22.83	116
TP5MR-600	600	23.62	120
TP5MR-625	625	24.61	125
TP5MR-650	650	25.69	130
TP5MR-700	700	27.56	140
TP5MR-710	710	27.95	142
TP5MR-740	740	29.13	148
TP5MR-745	745	29.33	149
TP5MR-750	750	29.53	150
TP5MR-765	765	30.12	153
TP5MR-790	790	31.10	158
TP5MR-800	800	31.50	160
TP5MR-815	815	32.09	163
TP5MR-830	830	32.68	166

Part No.	Pitch Length (mm)	Pitch Length (In.)	No. of Teeth
TP5MR-835	835	32.87	167
TP5MR-850	850	33.46	170
TP5MR-870	870	34.25	174
TP5MR-890	890	35.04	178
TP5MR-900	900	35.43	180
TP5MR-925	925	36.42	185
TP5MR-950	950	37.40	190
TP5MR-975	975	38.39	195
TP5MR-985	985	38.78	197
TP5MR-1000	1000	39.37	200
TP5MR-1050	1050	41.34	210
TP5MR-1115	1115	43.91	223
TP5MR-1125	1125	44.29	225
TP5MR-1150	1150	45.28	230
TP5MR-1195	1195	47.05	239
TP5MR-1250	1250	49.21	250
TP5MR-1270	1270	50.00	254
TP5MR-1295	1295	50.98	259
TP5MR-1300	1300	51.18	260
TP5MR-1375	1375	54.13	275
TP5MR-1420	1420	55.91	284

Part No.	Pitch Length (mm)	Pitch Length (In.)	No. of Teeth
TP5MR-1450	1450	57.09	290
TP5MR-1575	1575	62.01	315
TP5MR-1595	1595	62.80	319
TP5MR-1635	1635	64.37	327
TP5MR-1690	1690	66.54	338
TP5MR-1790	1790	70.47	358
TP5MR-1800	1800	70.87	360
TP5MR-1895	1895	74.61	379
TP5MR-1945	1945	76.57	389
TP5MR-2000	2000	78.74	400
TP5MR-2110	2110	83.07	422
TP5MR-2250	2250	88.58	450
TP5MR-2525	2525	99.41	505
TP5MR-2760	2760	108.66	552
TP5MR-3120	3120	122.83	624
TP5MR-3170	3170	124.80	634
TP5MR-3200	3200	125.98	640
TP5MR-3430	3430	135.04	686
TP5MR-3800	3800	149.61	760

TWIN POWER BELTS





## PowerGrip® GT®2 Twin Power® Belts

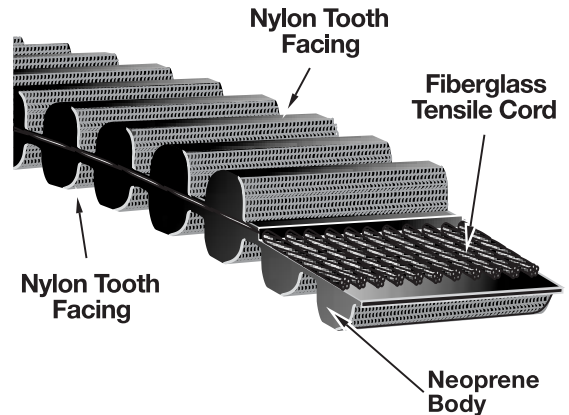
Twin Power belts have teeth on both sides to provide synchronization from both driving surfaces.

### Markets/Applications

PowerGrip GT2 Twin Power belts are ideal for serpentine applications requiring rotation reversal or synchronization of driven shafts. Ideal for use in industries such as textile, paper, packaging and printing.

### Features/Advantages

- Gates Twin Power belts have **nylon facing** on both tooth surfaces providing equal load carrying capabilities on either side of belt.
- Belt capacity is equal to standard single-sided PowerGrip GT2 belts.
- **Fiberglass tensile cord** provides high strength, excellent flex life, and high resistance to elongation.
- **Neoprene body** provides protection against grime, grease, oil, and moisture.
- Eliminates lubrication and re-tensioning to reduce maintenance and labor required on drives.



### Recommended Sprockets

PowerGrip GT2 Sprockets

### Notes

If you currently use PowerGrip HTD Twin Power belts, consider PowerGrip GT2 Twin Power belts at reduced widths to lower your costs.

PowerGrip GT2 Twin Power part numbers are comprised of pitch, pitch length and width. For example; part number TP4400-8MGT-30 denotes a "TP" for Twin Power, 4400mm pitch length, 8mm pitch and 30mm width.

Belt **pitch** is the distance in millimeters between two adjacent tooth centers as measured on the pitch line of the belt. Belt **pitch length** is the total length (circumference) in millimeters as measured along the pitch line. The theoretical pitch line of a PowerGrip GT2 Twin Power belt lies within the tensile member.

### Product No. Series 9232

#### 8mm Pitch — 20mm Wide

Part No.	Product No.	No. of Teeth	Pitch Length (In.)	Wt. Ea. (Lbs.)
TP560-8MGT-20	9232-0005	70	22.05	.16
TP600-8MGT-20	9232-0009	75	23.62	.17
TP640-8MGT-20	9232-0013	80	25.20	.18
TP720-8MGT-20	9232-0017	90	28.35	.20
TP800-8MGT-20	9232-0021	100	31.50	.24
TP840-8MGT-20	9232-1025	105	33.08	.25
TP880-8MGT-20	9232-0025	110	34.65	.26
TP920-8MGT-20	9232-1001	115	36.23	.27
TP960-8MGT-20	9232-0029	120	37.80	.28
TP1040-8MGT-20	9232-0033	130	40.95	.30
TP1064-8MGT-20	9232-1005	133	41.89	.32
TP1120-8MGT-20	9232-0037	140	44.10	.33
TP1160-8MGT-20	9232-2049	146	45.83	.66
TP1200-8MGT-20	9232-0041	150	47.25	.35
TP1224-8MGT-20	9232-1029	153	48.20	.36

Part No.	Product No.	No. of Teeth	Pitch Length (In.)	Wt. Ea. (Lbs.)
TP1280-8MGT-20	9232-0045	160	50.40	.36
TP1440-8MGT-20	9232-0049	180	56.70	.42
TP1512-8MGT-20	9232-1013	189	59.53	.43
TP1600-8MGT-20	9232-0053	200	63.00	.46
TP1760-8MGT-20	9232-0057	220	69.30	.50
TP1800-8MGT-20	9232-0061	225	70.88	.52
TP2000-8MGT-20	9232-0065	250	78.75	.60
TP2200-8MGT-20	9232-1033	275	86.63	.65
TP2400-8MGT-20	9232-0069	300	94.50	.70
TP2600-8MGT-20	9232-0077	325	102.38	.74
TP2800-8MGT-20	9232-0073	350	110.25	.80
TP3048-8MGT-20	9232-0081	381	120.02	.87
TP3280-8MGT-20	9232-0085	410	129.15	.93
TP3600-8MGT-20	9232-0089	450	141.75	1.02
TP4400-8MGT-20	9232-0093	550	173.25	1.25

#### 8mm Pitch — 30mm Wide

Part No.	Product No.	No. of Teeth	Pitch Length (In.)	Wt. Ea. (Lbs.)
TP560-8MGT-30	9232-0006	70	22.05	.26
TP600-8MGT-30	9232-0010	75	23.62	.28
TP640-8MGT-30	9232-0014	80	25.20	.30
TP720-8MGT-30	9232-0018	90	28.35	.34
TP800-8MGT-30	9232-0022	100	31.50	.37
TP840-8MGT-30	9232-1026	105	33.08	.38
TP880-8MGT-30	9232-0026	110	34.65	.40
TP920-8MGT-30	9232-1002	115	36.23	.42

Part No.	Product No.	No. of Teeth	Pitch Length (In.)	Wt. Ea. (Lbs.)
TP960-8MGT-30	9232-0030	120	37.80	.45
TP1040-8MGT-30	9232-0034	130	40.95	.47
TP1064-8MGT-30	9232-1006	133	41.89	.49
TP1120-8MGT-30	9232-0038	140	44.10	.50
TP1160-8MGT-30	9232-1010	146	45.83	.53
TP1200-8MGT-30	9232-0042	150	47.25	.55
TP1224-8MGT-30	9232-1030	153	48.20	.56
TP1280-8MGT-30	9232-0046	160	50.40	.60

TWIN POWER BELTS





# PowerGrip® GT® 2 Twin Power® Belts

## Product No. Series 9232 (continued)

### 8mm Pitch — 30mm Wide (continued)

Part No.	Product No.	No. of Teeth	Pitch Length (In.)	Wt. Ea. (Lbs.)
TP1440-8MGT-30	9232-0050	180	56.70	.65
TP1512-8MGT-30	9232-1014	189	59.53	.66
TP1600-8MGT-30	9232-0054	200	63.00	.71
TP1760-8MGT-30	9232-0058	220	69.30	.78
TP1800-8MGT-30	9232-0062	225	70.88	.80
TP2000-8MGT-30	9232-0066	250	78.75	.90
TP2200-8MGT-30	9232-1034	275	86.63	.96

Part No.	Product No.	No. of Teeth	Pitch Length (In.)	Wt. Ea. (Lbs.)
TP2400-8MGT-30	9232-0070	300	94.50	1.04
TP2600-8MGT-30	9232-0078	325	102.38	1.14
TP2800-8MGT-30	9232-0074	350	110.25	1.20
TP3048-8MGT-30	9232-0082	381	120.02	1.32
TP3280-8MGT-30	9232-0086	410	129.15	1.45
TP3600-8MGT-30	9232-0090	450	141.75	1.55
TP4400-8MGT-30	9232-0094	550	173.25	1.90

### 8mm Pitch — 50mm Wide

Part No.	Product No.	No. of Teeth	Pitch Length (In.)	Wt. Ea. (Lbs.)
TP560-8MGT-50	9232-0007	70	22.05	.42
TP600-8MGT-50	9232-0011	75	23.62	.47
TP640-8MGT-50	9232-0015	80	25.20	.50
TP720-8MGT-50	9232-0019	90	28.35	.55
TP800-8MGT-50	9232-0023	100	31.50	.60
TP840-8MGT-50	9232-1027	105	33.08	.67
TP880-8MGT-50	9232-0027	110	34.65	.68
TP920-8MGT-50	9232-1003	115	36.23	.73
TP960-8MGT-50	9232-0031	120	37.80	.74
TP1040-8MGT-50	9232-0035	130	40.95	.78
TP1064-8MGT-50	9232-1007	133	41.89	.80
TP1120-8MGT-50	9232-0039	140	44.10	.86
TP1160-8MGT-50	9232-1011	146	45.83	.83
TP1200-8MGT-50	9232-0043	150	47.25	.90
TP1224-8MGT-50	9232-1031	153	48.20	.92

Part No.	Product No.	No. of Teeth	Pitch Length (In.)	Wt. Ea. (Lbs.)
TP1280-8MGT-50	9232-0047	160	50.40	.95
TP1440-8MGT-50	9232-0051	180	56.70	1.10
TP1512-8MGT-50	9232-1015	189	59.53	1.11
TP1600-8MGT-50	9232-0055	200	63.00	1.20
TP1760-8MGT-50	9232-0059	220	69.30	1.30
TP1800-8MGT-50	9232-0063	225	70.88	1.30
TP2000-8MGT-50	9232-0067	250	78.75	1.45
TP2200-8MGT-50	9232-1035	275	86.63	1.60
TP2400-8MGT-50	9232-0071	300	94.50	1.80
TP2600-8MGT-50	9232-0079	325	102.38	1.90
TP2800-8MGT-50	9232-0075	350	110.25	2.00
TP3048-8MGT-50	9232-0083	381	120.02	2.20
TP3280-8MGT-50	9232-0087	410	129.15	2.40
TP3600-8MGT-50	9232-0091	450	141.75	2.60
TP4400-8MGT-50	9232-0095	550	173.25	3.20

### 8mm Pitch — 85mm Wide

Part No.	Product No.	No. of Teeth	Pitch Length (In.)	Wt. Ea. (Lbs.)
TP560-8MGT-85	9232-0008	70	22.05	1.32
TP600-8MGT-85	9232-0012	75	23.62	1.42
TP640-8MGT-85	9232-0016	80	25.20	1.52
TP720-8MGT-85	9232-0020	90	28.35	1.70
TP800-8MGT-85	9232-0024	100	31.50	1.90
TP840-8MGT-85	9232-1028	105	33.08	1.98
TP880-8MGT-85	9232-0028	110	34.65	2.08
TP920-8MGT-85	9232-1004	115	36.23	2.17
TP960-8MGT-85	9232-1008	120	37.80	2.27
TP1040-8MGT-85	9232-0036	130	40.95	2.46
TP1064-8MGT-85	9232-2048	133	41.89	2.50
TP1120-8MGT-85	9232-0040	140	44.10	2.65
TP1160-8MGT-85	9232-1012	146	45.83	2.76
TP1200-8MGT-85	9232-0044	150	47.25	2.84
TP1224-8MGT-85	9232-1032	153	48.20	2.89

Part No.	Product No.	No. of Teeth	Pitch Length (In.)	Wt. Ea. (Lbs.)
TP1280-8MGT-85	9232-0048	160	50.40	3.04
TP1440-8MGT-85	9232-0052	180	56.70	3.42
TP1512-8MGT-85	9232-1016	189	59.53	3.56
TP1600-8MGT-85	9232-0056	200	63.00	3.80
TP1760-8MGT-85	9232-0060	220	69.30	4.16
TP1800-8MGT-85	9232-0064	225	70.88	4.30
TP2000-8MGT-85	9232-0068	250	78.75	4.74
TP2200-8MGT-85	9232-1036	275	86.63	5.20
TP2400-8MGT-85	9232-0072	300	94.50	5.68
TP2600-8MGT-85	9232-0080	325	102.38	6.18
TP2800-8MGT-85	9232-0076	350	110.25	6.64
TP3048-8MGT-85	9232-0084	381	120.02	7.24
TP3280-8MGT-85	9232-0088	410	129.15	7.78
TP3600-8MGT-85	9232-0092	450	141.75	8.50
TP4400-8MGT-85	9232-0096	550	173.25	10.44

TWIN POWER BELTS





# PowerGrip® GT®2 Twin Power® Belts

## Product No. Series 9232 (continued)

### 14mm Pitch — 40mm Wide

Part No.	Product No.	No. of Teeth	Pitch Length (In.)	Wt. Ea. (Lbs.)
TP966-14MGT-40	9232-0100	69	38.03	2.20
TP1190-14MGT-40	9232-0105	85	46.85	2.40
TP1400-14MGT-40	9232-0110	100	55.12	2.50
TP1610-14MGT-40	9232-0115	115	63.38	2.80
TP1778-14MGT-40	9232-0120	127	70.00	3.00
TP1890-14MGT-40	9232-0125	135	74.41	3.10
TP2100-14MGT-40	9232-0130	150	82.67	3.30
TP2310-14MGT-40	9232-0135	165	90.94	3.40
TP2450-14MGT-40	9232-0140	175	96.45	3.60
TP2590-14MGT-40	9232-0145	185	101.96	3.85
TP2800-14MGT-40	9232-0150	200	110.23	3.95

Part No.	Product No.	No. of Teeth	Pitch Length (In.)	Wt. Ea. (Lbs.)
TP3150-14MGT-40	9232-0155	225	124.01	4.30
TP3360-14MGT-40	9232-0180	240	132.28	4.50
TP3500-14MGT-40	9232-0160	250	137.79	4.70
TP3850-14MGT-40	9232-0165	275	151.57	5.10
TP4326-14MGT-40	9232-0170	309	170.31	5.40
TP4578-14MGT-40	9232-0175	327	180.23	5.70
TP4956-14MGT-40	9232-0185	354	195.12	6.20
TP5320-14MGT-40	9232-0190	380	209.45	6.50
TP5740-14MGT-40	9232-0195	410	225.98	6.90
TP6160-14MGT-40	9232-0200	440	242.52	7.40
TP6860-14MGT-40	9232-0205	490	270.08	8.00

### 14mm Pitch — 55mm Wide

Part No.	Product No.	No. of Teeth	Pitch Length (In.)	Wt. Ea. (Lbs.)
TP966-14MGT-55	9232-0101	69	38.03	3.50
TP1190-14MGT-55	9232-0106	85	46.85	3.80
TP1400-14MGT-55	9232-0111	100	55.12	3.90
TP1610-14MGT-55	9232-0116	115	63.38	4.10
TP1778-14MGT-55	9232-0121	127	70.00	4.30
TP1890-14MGT-55	9232-0126	135	74.41	4.52
TP2100-14MGT-55	9232-0131	150	82.67	4.60
TP2310-14MGT-55	9232-0136	165	90.94	4.90
TP2450-14MGT-55	9232-0141	175	96.45	5.10
TP2590-14MGT-55	9232-0146	185	101.96	6.20
TP2800-14MGT-55	9232-0151	200	110.23	5.40

Part No.	Product No.	No. of Teeth	Pitch Length (In.)	Wt. Ea. (Lbs.)
TP3150-14MGT-55	9232-0156	225	124.01	5.70
TP3360-14MGT-55	9232-0181	240	132.28	5.90
TP3500-14MGT-55	9232-0161	250	137.79	6.00
TP3850-14MGT-55	9232-0166	275	151.57	9.20
TP4326-14MGT-55	9232-0171	309	170.31	7.00
TP4578-14MGT-55	9232-0176	327	180.23	7.20
TP4956-14MGT-55	9232-0186	354	195.12	7.60
TP5320-14MGT-55	9232-0191	380	209.45	8.00
TP5740-14MGT-55	9232-0196	410	225.98	8.40
TP6160-14MGT-55	9232-0201	440	242.52	8.80
TP6860-14MGT-55	9232-0206	490	270.08	9.50

### 14mm Pitch — 85mm Wide

Part No.	Product No.	No. of Teeth	Pitch Length (In.)	Wt. Ea. (Lbs.)
TP966-14MGT-85	9232-0102	69	38.03	2.30
TP1190-14MGT-85	9232-0107	85	46.85	2.80
TP1400-14MGT-85	9232-0112	100	55.12	3.20
TP1610-14MGT-85	9232-0117	115	63.38	3.80
TP1778-14MGT-85	9232-0122	127	70.00	4.25
TP1890-14MGT-85	9232-0127	135	74.41	4.50
TP2100-14MGT-85	9232-0132	150	82.67	5.00
TP2310-14MGT-85	9232-0137	165	90.94	5.50
TP2450-14MGT-85	9232-0142	175	96.45	5.80
TP2590-14MGT-85	9232-0147	185	101.96	7.00
TP2800-14MGT-85	9232-0152	200	110.23	6.80

Part No.	Product No.	No. of Teeth	Pitch Length (In.)	Wt. Ea. (Lbs.)
TP3150-14MGT-85	9232-0157	225	124.01	7.70
TP3360-14MGT-85	9232-0182	240	132.28	7.90
TP3500-14MGT-85	9232-0162	250	137.79	8.20
TP3850-14MGT-85	9232-0167	275	151.57	9.20
TP4326-14MGT-85	9232-0172	309	170.31	10.40
TP4578-14MGT-85	9232-0177	327	180.23	10.70
TP4956-14MGT-85	9232-0187	354	195.12	18.22
TP5320-14MGT-85	9232-0192	380	209.45	12.50
TP5740-14MGT-85	9232-0197	410	225.98	13.50
TP6160-14MGT-85	9232-0202	440	242.52	14.50
TP6860-14MGT-85	9232-0207	490	270.08	25.22

### 14mm Pitch — 115mm Wide

Part No.	Product No.	No. of Teeth	Pitch Length (In.)	Wt. Ea. (Lbs.)
TP966-14MGT-115	9232-0103	69	38.03	3.50
TP1190-14MGT-115	9232-0108	85	46.85	4.20
TP1400-14MGT-115	9232-0113	100	55.12	4.80
TP1610-14MGT-115	9232-0118	115	63.38	5.50
TP1778-14MGT-115	9232-0123	127	70.00	8.90
TP1890-14MGT-115	9232-0128	135	74.41	6.40
TP2100-14MGT-115	9232-0133	150	82.67	7.00
TP2310-14MGT-115	9232-0138	165	90.94	7.70
TP2450-14MGT-115	9232-0143	175	96.45	8.20

Part No.	Product No.	No. of Teeth	Pitch Length (In.)	Wt. Ea. (Lbs.)
TP2590-14MGT-115	9232-0148	185	101.96	8.60
TP2800-14MGT-115	9232-0153	200	110.23	9.30
TP3150-14MGT-115	9232-0158	225	124.01	10.60
TP3360-14MGT-115	9232-0183	240	132.28	11.20
TP3500-14MGT-115	9232-0163	250	137.79	17.50
TP3850-14MGT-115	9232-0168	275	151.57	12.70
TP4326-14MGT-115	9232-0173	309	170.31	21.60
TP4578-14MGT-115	9232-0178	327	180.23	15.00

TWIN POWER BELTS





## PowerGrip® GT® 2 Twin Power® Belts

### Product No. Series 9232 (continued)

#### 14mm Pitch — 170mm Wide

Part No.	Product No.	No. of Teeth	Pitch Length (In.)	Wt. Ea. (Lbs.)
TP966-14MGT-170	9232-0104	69	38.03	5.00
TP1190-14MGT-170	9232-0109	85	46.85	6.00
TP1400-14MGT-170	9232-0114	100	55.12	7.00
TP1610-14MGT-170	9232-0119	115	63.38	7.80
TP1778-14MGT-170	9232-0124	127	70.00	8.50
TP1890-14MGT-170	9232-0129	135	74.41	9.00
TP2100-14MGT-170	9232-0134	150	82.67	10.00
TP2310-14MGT-170	9232-0139	165	90.94	10.70
TP2450-14MGT-170	9232-0144	175	96.45	11.40

Part No.	Product No.	No. of Teeth	Pitch Length (In.)	Wt. Ea. (Lbs.)
TP2590-14MGT-170	9232-0149	185	101.96	19.10
TP2800-14MGT-170	9232-0154	200	110.23	20.66
TP3150-14MGT-170	9232-0159	225	124.01	14.50
TP3360-14MGT-170	9232-0184	240	132.28	24.78
TP3500-14MGT-170	9232-0164	250	137.79	25.80
TP3850-14MGT-170	9232-0169	275	151.57	17.50
TP4326-14MGT-170	9232-0174	309	170.31	31.92
TP4578-14MGT-170	9232-0179	327	180.23	20.50





## PowerGrip® HTD® Twin Power® Belts

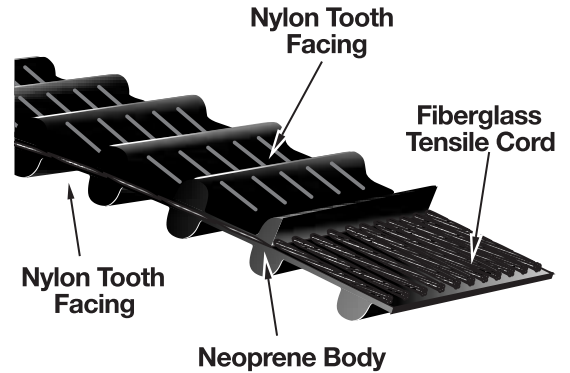
Twin Power® belts have teeth on both sides to provide synchronization from both driving surfaces.

### Markets/Applications

PowerGrip® HTD® Twin Power® belts are suitable for many applications including data storage, hand power tools, postage handling, food processors, office machines, centrifuges money handling, medicine diagnostic, sewing machines, ticket dispensers, robotics, vending machines and vacuum cleaners.

### Features/Advantages

- Gates Twin Power® belts have **nylon facing** on both tooth surfaces providing equal load carrying capabilities on either side of the belt.
- Belt capacity is equal to standard single-sided PowerGrip® HTD® belts.
- **Fiberglass tensile cord** provides high strength, excellent flex life, and high resistance to elongation.
- **Neoprene body** provides protection against grime, grease, oil, and moisture.
- **Nylon tooth facing** provides a durable wear surface for long service life.
- Quieter than roller chain drives and eliminates lubrication and re-tensioning to reduce maintenance and labor.



### Recommended Sprockets

PowerGrip® HTD® Sprockets

### Notes

PowerGrip® HTD® Twin Power® belts in standard widths are Standard/Non-Stock. Minimum order quantities are not required on standard widths.

3M HTD Standard Belt Widths		
Belt Width Code	Belt Width (mm)	Belt Width (In.)
06	6	0.236
09	9	0.354
15	15	0.591

5M HTD Standard Belt Widths		
Belt Width Code	Belt Width (mm)	Belt Width (In.)
09	9	0.354
15	15	0.591
25	25	0.984

PowerGrip® HTD® Twin Power® part numbers are comprised of pitch, pitch length and width. For example; part number TP444-3M-09 denotes "TP" for Twin Power, 444mm pitch length, 3mm pitch and 9mm width.

Belt pitch is the distance in millimeters between two adjacent tooth centers as measured on the pitch line of the belt. Belt pitch length is the total length (circumference) in millimeters as measured along the pitch line. The theoretical pitch line of a PowerGrip® HTD® Twin Power® belt lies within the tensile member.

## Product No. Series 9252

### 3mm Pitch

Part No.	No. of Teeth	Pitch Length (In.)	Pitch Length (mm)	Part No.	No. of Teeth	Pitch Length (In.)	Pitch Length (mm)	Part No.	No. of Teeth	Pitch Length (In.)	Pitch Length (mm)
TP381-3M	127	15.00	381	TP501-3M	167	19.72	500	TP633-3M	211	24.92	632
TP396-3M	132	15.59	396	TP510-3M	170	20.08	510	TP639-3M	213	25.16	639
TP399-3M	133	15.71	399	TP513-3M	171	20.20	513	TP645-3M	215	25.39	644
TP405-3M	135	15.94	404	TP525-3M	175	20.67	525	TP648-3M	216	25.51	647
TP411-3M	137	16.18	410	TP528-3M	176	20.79	528	TP654-3M	218	25.75	657
TP417-3M	139	16.42	417	TP531-3M	177	20.91	531	TP657-3M	219	25.87	662
TP420-3M	140	16.54	420	TP537-3M	179	21.14	536	TP663-3M	221	26.10	669
TP426-3M	142	16.77	425	TP558-3M	186	21.97	558	TP669-3M	223	26.34	669
TP432-3M	144	17.01	432	TP564-3M	188	22.20	563	TP684-3M	228	26.93	684
TP435-3M	145	17.13	435	TP570-3M	190	22.44	569	TP687-3M	229	27.05	687
TP438-3M	146	17.24	437	TP576-3M	192	22.68	576	TP696-3M	232	27.40	695
TP447-3M	149	17.60	447	TP585-3M	195	23.03	584	TP711-3M	237	27.99	710
TP468-3M	156	18.43	468	TP591-3M	197	23.07	585	TP735-3M	245	28.94	735
TP471-3M	157	18.54	470	TP597-3M	199	23.50	596	TP738-3M	246	29.06	738
TP474-3M	158	18.66	473	TP600-3M	200	23.62	599	TP753-3M	251	29.65	753
TP480-3M	160	18.90	480	TP606-3M	202	23.86	606	TP795-3M	265	31.30	795
TP486-3M	162	19.13	485	TP609-3M	203	23.98	609	TP822-3M	274	32.36	821
TP489-3M	163	19.25	488	TP612-3M	204	24.09	611	TP837-3M	279	32.95	836
TP492-3M	164	19.37	492	TP627-3M	209	24.69	627	TP843-3M	281	33.19	843



TWIN POWER BELTS



## PowerGrip® HTD® Twin Power® Belts

### Product No. Series 9252 (continued)

#### 3mm Pitch (continued)

Part No.	No. of Teeth	Pitch Length (In.)	Pitch Length (mm)
TP873-3M	291	34.37	873
TP882-3M	294	34.72	881
TP891-3M	297	35.08	891
TP900-3M	300	35.43	899
TP915-3M	305	36.02	914
TP945-3M	315	37.20	944
TP951-3M	317	37.44	950

Part No.	No. of Teeth	Pitch Length (In.)	Pitch Length (mm)
TP981-3M	327	38.62	980
TP1002-3M	334	39.45	1002
TP1026-3M	342	40.39	1025
TP1035-3M	345	40.75	1035
TP1062-3M	354	41.81	1061
TP1125-3M	375	44.29	1124
TP1155-3M	385	45.47	1154

Part No.	No. of Teeth	Pitch Length (In.)	Pitch Length (mm)
TP1191-3M	397	46.89	1191
TP1263-3M	421	49.72	1262
TP1500-3M	500	59.06	1500
TP1512-3M	504	59.53	1512
TP1587-3M	529	62.48	1587
TP1956-3M	652	77.01	1956
TP2004-3M	668	78.90	2004

#### 5mm Pitch

Part No.	No. of Teeth	Pitch Length (In.)	Pitch Length (mm)
TP400-5M	80	15.75	400
TP415-5M	83	16.34	415
TP450-5M	90	17.72	450
TP460-5M	92	18.11	460
TP475-5M	95	18.70	475
TP480-5M	96	18.90	480
TP495-5M	99	19.49	495
TP500-5M	100	19.69	500
TP520-5M	104	20.47	520
TP535-5M	107	21.06	535
TP555-5M	111	21.85	555
TP565-5M	113	22.24	565
TP580-5M	116	22.83	580
TP585-5M	117	23.03	585
TP600-5M	120	23.62	600
TP615-5M	123	24.21	615
TP635-5M	127	25.00	635
TP655-5M	131	25.79	655
TP665-5M	133	26.18	665
TP670-5M	134	26.38	671
TP680-5M	136	26.77	680
TP685-5M	137	29.97	761
TP695-5M	139	29.36	746

Part No.	No. of Teeth	Pitch Length (In.)	Pitch Length (mm)
TP710-5M	142	27.95	710
TP740-5M	148	29.13	740
TP745-5M	149	29.33	745
TP765-5M	153	30.12	765
TP790-5M	158	31.10	790
TP800-5M	160	31.50	800
TP830-5M	166	32.68	830
TP835-5M	167	32.87	835
TP850-5M	170	33.46	850
TP870-5M	174	34.25	870
TP890-5M	178	35.04	890
TP925-5M	185	36.42	925
TP950-5M	190	37.40	950
TP975-5M	195	38.39	975
TP985-5M	197	38.78	985
TP1000-5M	200	39.37	1000
TP1050-5M	210	41.34	1050
TP1115-5M	223	43.90	1115
TP1125-5M	225	44.29	1125
TP1195-5M	239	47.05	1195
TP1250-5M	250	49.21	1250
TP1270-5M	254	50.00	1270
TP1295-5M	259	50.98	1295

Part No.	No. of Teeth	Pitch Length (In.)	Pitch Length (mm)
TP1375-5M	275	64.13	1629
TP1420-5M	284	55.91	1420
TP1575-5M	315	62.01	1575
TP1595-5M	319	62.80	1595
TP1635-5M	327	64.37	1635
TP1690-5M	338	66.54	1690
TP1720-5M	344	67.72	1720
TP1790-5M	358	70.47	1790
TP1800-5M	360	70.87	1800
TP1895-5M	379	74.61	1895
TP1945-5M	389	76.57	1945
TP1980-5M	396	77.95	1980
TP2000-5M	400	78.74	2000
TP2110-5M	422	83.07	2110
TP2250-5M	450	88.58	2250
TP2525-5M	505	99.41	2525
TP2760-5M	552	108.66	2760
TP3120-5M	624	122.83	3120
TP3170-5M	634	124.80	3170
TP3430-5M	686	135.04	3430
TP3800-5M	760	149.61	3800

TWIN POWER BELTS







## PowerGrip® Twin Power® Timing Belts

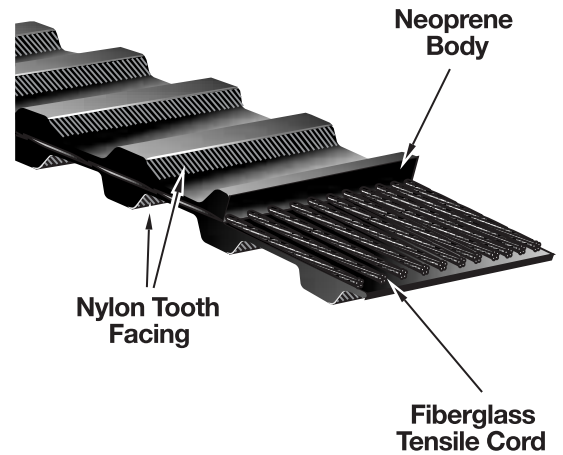
Twin Power belts have teeth on both sides to provide synchronization from both driving surfaces.

### Markets/Applications

PowerGrip Twin Power Timing belts are suitable for all industrial serpentine applications requiring rotation reversal in some driven shafts.

### Features/Advantages

- Gates Twin Power belts have **nylon facing** on both tooth surfaces providing equal load carrying capabilities on either side of belt.
- Belt capacity is equal to standard single-sided PowerGrip Timing belts.
- **Fiberglass tensile cord** provides high strength, excellent flex life, and high resistance to elongation.
- **Neoprene body** provides protection against grime, grease, oil, and moisture.
- Quieter than roller chain drives and eliminates lubrication and re-tensioning to reduce maintenance and labor.



**Recommended Pulleys**—PowerGrip Timing Pulleys

### Notes

Gates PowerGrip Twin Power Timing belt part numbers are comprised of pitch length, pitch and width. TP denotes Twin Power.

**Length** — The length is shown in the first part of the belt designation. The first number is the pitch length in tenths of an inch. A TP300L075 has a 30.0" pitch length.

**Pitch** — The pitch of a PowerGrip Twin Power Timing belt is the distance from center to center of the teeth (in inches). It is shown in the second part of the belt designation by a letter or letters. Part number TP300L075 has a .375" pitch. The letters correspond to pitches as follows:

XL = Extra Light = 0.200" pitch;

L = Light = 0.375" pitch;

H = Heavy = 0.500" pitch.

**Width** — The width is shown in the last part of the belt designation. Part number TP300L075 is .75" wide.

## Product No. Series 9246

### 1/5" Pitch (.200"/XL) — 1/4" Wide

Part No.	Product No.	No. of Teeth	Pitch Length (In.)	Wt. Ea. (Lbs.)
TP126XL025	9246-1169	63	12.60	.01
TP128XL025	9246-1170	64	12.80	.01
TP130XL025	9246-1107	65	13.00	.01
TP132XL025	9246-1171	66	13.20	.01
TP134XL025	9246-1172	67	13.40	.01
TP136XL025	9246-1173	68	13.60	.01
TP138XL025	9246-1174	69	13.80	.01
TP140XL025	9246-1108	70	14.00	.01
TP142XL025	9246-1175	71	14.20	.01
TP144XL025	9246-1176	72	14.40	.01
TP146XL025	9246-1177	73	14.60	.01
TP148XL025	9246-1178	74	14.80	.01
TP150XL025	9246-1109	75	15.00	.01
TP152XL025	9246-1179	76	15.20	.01
TP156XL025	9246-1181	78	15.60	.01
TP158XL025	9246-1182	79	15.80	.01
TP160XL025	9246-1110	80	16.00	.01
TP162XL025	9246-1183	81	16.20	.01
TP166XL025	9246-1185	83	16.60	.01
TP168XL025	9246-1186	84	16.80	.01
TP170XL025	9246-1111	85	17.00	.02
TP172XL025	9246-1187	86	17.20	.02
TP174XL025	9246-1188	87	17.40	.02
TP176XL025	9246-1189	88	17.60	.02
TP178XL025	9246-1190	89	17.80	.02
TP180XL025	9246-1112	90	18.00	.03

Part No.	Product No.	No. of Teeth	Pitch Length (In.)	Wt. Ea. (Lbs.)
TP182XL025	9246-1191	91	18.20	.03
TP184XL025	9246-1192	92	18.40	.03
TP186XL025	9246-1193	93	18.60	.03
TP188XL025	9246-1194	94	18.80	.03
TP190XL025	9246-1113	95	19.00	.03
TP192XL025	9246-1195	96	19.20	.03
TP200XL025	9246-1114	100	20.00	.03
TP202XL025	9246-1197	101	20.20	.03
TP204XL025	9246-1198	102	20.40	.03
TP206XL025	9246-1199	103	20.60	.03
TP210XL025	9246-1115	105	21.00	.03
TP212XL025	9246-8100	106	21.20	.03
TP214XL025	9246-8101	107	21.40	.03
TP218XL025	9246-8102	109	21.80	.03
TP220XL025	9246-1116	110	22.00	.03
TP222XL025	9246-8103	111	22.20	.03
TP226XL025	9246-8104	113	22.60	.03
TP228XL025	9246-8105	114	22.80	.03
TP230XL025	9246-1117	115	23.00	.03
TP232XL025	9246-8106	116	23.20	.03
TP234XL025	9246-8107	117	23.40	.03
TP236XL025	9246-8108	118	23.60	.03
TP240XL025	9246-1118	120	24.00	.03
TP244XL025	9246-8109	122	24.40	.03
TP246XL025	9246-8110	123	24.60	.03
TP250XL025	9246-1119	125	25.00	.03

TWIN POWER BELTS





# PowerGrip® Twin Power® Timing Belts

## Product No. Series 9246 (continued)

### 1/5" Pitch (.200"/XL) — 1/4" Wide (continued)

Part No.	Product No.	No. of Teeth	Pitch Length (In.)	Wt. Ea. (Lbs.)
TP254XL025	9246-8111	127	25.40	.03
TP258XL025	9246-8112	129	25.80	.03
TP260XL025	9246-1120	130	26.00	.03
TP262XL025	9246-8113	131	26.20	.03
TP264XL025	9246-8114	132	26.40	.03
TP266XL025	9246-8115	133	26.60	.03
TP268XL025	9246-8116	134	26.80	.03
TP274XL025	9246-8117	137	27.40	.03
TP280XL025	9246-1122	140	28.00	.03
TP286XL025	9246-8118	143	28.60	.03
TP290XL025	9246-1123	145	29.00	.04
TP296XL025	9246-8119	148	29.60	.04
TP300XL025	9246-1124	150	30.00	.04
TP306XL025	9246-8120	153	30.60	.04
TP310XL025	9246-1125	155	31.00	.04
TP316XL025	9246-8121	158	31.60	.04
TP320XL025	9246-8122	160	32.00	.04
TP322XL025	9246-8123	161	32.20	.04
TP330XL025	9246-1126	165	33.00	.04
TP338XL025	9246-8124	169	33.80	.04
TP340XL025	9246-1128	170	34.00	.05
TP344XL025	9246-8125	172	34.40	.05
TP348XL025	9246-8126	174	34.80	.05
TP350XL025	9246-1127	175	35.00	.05
TP352XL025	9246-8146	176	35.20	.05
TP362XL025	9246-8127	181	36.20	.05
TP370XL025	9246-1129	185	37.00	.05
TP380XL025	9246-1130	190	38.00	.05

Part No.	Product No.	No. of Teeth	Pitch Length (In.)	Wt. Ea. (Lbs.)
TP384XL025	9246-8128	192	38.40	.05
TP390XL025	9246-1131	195	39.00	.05
TP400XL025	9246-1132	200	40.00	.06
TP412XL025	9246-8129	206	41.20	.06
TP420XL025	9246-1133	210	42.00	.06
TP424XL025	9246-8130	212	42.40	.06
TP432XL025	9246-8131	216	43.20	.06
TP438XL025	9246-8132	219	43.80	.06
TP444XL025	9246-8133	222	44.40	.06
TP450XL025	9246-1134	225	45.00	.06
TP454XL025	9246-8134	227	45.40	.07
TP460XL025	9246-1135	230	46.00	.07
TP468XL025	9246-8135	234	46.80	.07
TP480XL025	9246-1136	240	48.00	.08
TP492XL025	9246-8136	246	49.20	.08
TP498XL025	9246-8137	249	49.80	.08
TP500XL025	9246-1137	250	50.00	.08
TP506XL025	9246-8138	253	50.60	.08
TP524XL025	9246-8139	262	52.40	.08
TP570XL025	9246-1138	285	57.00	.08
TP580XL025	9246-8140	290	58.00	.09
TP592XL025	9246-8141	296	59.20	.09
TP612XL025	9246-8142	306	61.20	.09
TP630XL025	9246-1139	315	63.00	.09
TP672XL025	9246-8143	336	67.20	.10
TP690XL025	9246-8147	345	69.00	.10
TP770XL025	9246-1140	385	77.00	.12
TP850XL025	9246-8145	425	85.00	.14

### 1/5" Pitch (.200"/XL) — 3/8" Wide

Part No.	Product No.	No. of Teeth	Pitch Length (In.)	Wt. Ea. (Lbs.)
TP126XL037	9246-1369	63	12.60	.02
TP128XL037	9246-1370	64	12.80	.02
TP130XL037	9246-1307	65	13.00	.02
TP132XL037	9246-1371	66	13.20	.02
TP134XL037	9246-1372	67	13.40	.02
TP136XL037	9246-1373	68	13.60	.02
TP138XL037	9246-1374	69	13.80	.02
TP140XL037	9246-1308	70	14.00	.02
TP142XL037	9246-1375	71	14.20	.02
TP144XL037	9246-1376	72	14.40	.02
TP146XL037	9246-1377	73	14.60	.02
TP148XL037	9246-1378	74	14.80	.02
TP150XL037	9246-1309	75	15.00	.02
TP152XL037	9246-1379	76	15.20	.02
TP156XL037	9246-1381	78	15.60	.02
TP158XL037	9246-1382	79	15.80	.02
TP160XL037	9246-1310	80	16.00	.02
TP162XL037	9246-1383	81	16.20	.02
TP166XL037	9246-1385	83	16.60	.02
TP168XL037	9246-1386	84	16.80	.02
TP170XL037	9246-1311	85	17.00	.03
TP172XL037	9246-1387	86	17.20	.03
TP174XL037	9246-1388	87	17.40	.03
TP176XL037	9246-1389	88	17.60	.03
TP178XL037	9246-1390	89	17.80	.03
TP180XL037	9246-1312	90	18.00	.03
TP182XL037	9246-1391	91	18.20	.03
TP184XL037	9246-1392	92	18.40	.03

Part No.	Product No.	No. of Teeth	Pitch Length (In.)	Wt. Ea. (Lbs.)
TP186XL037	9246-1393	93	18.60	.03
TP188XL037	9246-1394	94	18.80	.04
TP190XL037	9246-1313	95	19.00	.04
TP192XL037	9246-1395	96	19.20	.04
TP200XL037	9246-1314	100	20.00	.04
TP202XL037	9246-1397	101	20.20	.04
TP204XL037	9246-1398	102	20.40	.04
TP206XL037	9246-1399	103	20.60	.04
TP210XL037	9246-1315	105	21.00	.04
TP212XL037	9246-8300	106	21.20	.04
TP214XL037	9246-8301	107	21.40	.04
TP218XL037	9246-8302	109	21.80	.04
TP220XL037	9246-1316	110	22.00	.04
TP222XL037	9246-8303	111	22.20	.04
TP226XL037	9246-8304	113	22.60	.04
TP228XL037	9246-8305	114	22.80	.04
TP230XL037	9246-1317	115	23.00	.04
TP232XL037	9246-8306	116	23.20	.04
TP234XL037	9246-8307	117	23.40	.05
TP236XL037	9246-8308	118	23.60	.05
TP240XL037	9246-1318	120	24.00	.05
TP244XL037	9246-8309	122	24.40	.05
TP246XL037	9246-8310	123	24.60	.05
TP250XL037	9246-1319	125	25.00	.05
TP254XL037	9246-8311	127	25.40	.05
TP258XL037	9246-8312	129	25.80	.05
TP260XL037	9246-1320	130	26.00	.05
TP262XL037	9246-8313	131	26.20	.05

TWIN POWER BELTS





## PowerGrip® Twin Power® Timing Belts

### Product No. Series 9246 (continued)

#### 1/5" Pitch (.200"/XL) — 3/8" Wide (continued)

Part No.	Product No.	No. of Teeth	Pitch Length (In.)	Wt. Ea. (Lbs.)
TP264XL037	9246-8314	132	26.40	.05
TP266XL037	9246-8315	133	26.60	.05
TP268XL037	9246-8316	134	26.80	.05
TP274XL037	9246-8317	137	27.40	.05
TP280XL037	9246-1322	140	28.00	.05
TP286XL037	9246-8318	143	28.60	.05
TP290XL037	9246-1323	145	29.00	.06
TP296XL037	9246-8319	148	29.60	.06
TP300XL037	9246-1324	150	30.00	.06
TP306XL037	9246-8320	153	30.60	.06
TP310XL037	9246-1325	155	31.00	.06
TP316XL037	9246-8321	158	31.60	.06
TP320XL037	9246-8322	160	32.00	.06
TP322XL037	9246-8323	161	32.20	.06
TP330XL037	9246-1326	165	33.00	.06
TP338XL037	9246-8324	169	33.80	.06
TP340XL037	9246-1328	170	34.00	.06
TP344XL037	9246-8325	172	34.40	.06
TP348XL037	9246-8326	174	34.80	.06
TP350XL037	9246-1327	175	35.00	.06
TP352XL037	9246-8346	176	35.20	.06
TP362XL037	9246-8327	181	36.20	.06
TP370XL037	9246-1329	185	37.00	.07
TP380XL037	9246-1330	190	38.00	.07
TP384XL037	9246-8328	192	38.40	.07
TP390XL037	9246-1331	195	39.00	.07

Part No.	Product No.	No. of Teeth	Pitch Length (In.)	Wt. Ea. (Lbs.)
TP400XL037	9246-1332	200	40.00	.07
TP412XL037	9246-8329	206	41.20	.08
TP420XL037	9246-1333	210	42.00	.08
TP424XL037	9246-8330	212	42.40	.08
TP432XL037	9246-8331	216	43.20	.08
TP438XL037	9246-8332	219	43.80	.08
TP444XL037	9246-8333	222	44.40	.09
TP450XL037	9246-1334	225	45.00	.09
TP454XL037	9246-8334	227	45.40	.09
TP460XL037	9246-1335	230	46.00	.09
TP468XL037	9246-8335	234	46.80	.09
TP480XL037	9246-1336	240	48.00	.09
TP492XL037	9246-8336	246	49.20	.10
TP498XL037	9246-8337	249	49.80	.10
TP500XL037	9246-1337	250	50.00	.10
TP506XL037	9246-8338	253	50.60	.10
TP524XL037	9246-8339	262	52.40	.11
TP570XL037	9246-1338	285	57.00	.11
TP580XL037	9246-8340	290	58.00	.12
TP592XL037	9246-8341	296	59.20	.12
TP612XL037	9246-8342	306	61.20	.12
TP630XL037	9246-1339	315	63.00	.13
TP672XL037	9246-8343	336	67.20	.13
TP690XL037	9246-8347	345	69.00	.14
TP770XL037	9246-1340	385	77.00	.15
TP850XL037	9246-8345	425	85.00	.17

#### 3/8" Pitch (.375"/L) — 1/2" Wide

Part No.	Product No.	No. of Teeth	Pitch Length (In.)	Wt. Ea. (Lbs.)
TP150L050	9246-2101	40	15.00	.05
TP154L050	9246-2127	41	15.38	.05
TP158L050	9246-2128	42	15.75	.05
TP165L050	9246-2121	44	16.50	.05
TP173L050	9246-2129	46	17.25	.06
TP176L050	9246-7133	47	17.63	.06
TP187L050	9246-2102	50	18.75	.06
TP195L050	9246-2122	52	19.50	.06
TP199L050	9246-7134	53	19.88	.06
TP210L050	9246-2103	56	21.00	.07
TP218L050	9246-7136	58	21.75	.07
TP225L050	9246-2104	60	22.50	.07
TP240L050	9246-2105	64	24.00	.71
TP248L050	9246-7137	66	24.75	.08
TP255L050	9246-2106	68	25.50	.09
TP263L050	9246-7138	70	26.25	.09
TP270L050	9246-2107	72	27.00	.08
TP285L050	9246-2108	76	28.50	.01
TP300L050	9246-2109	80	30.00	.11

Part No.	Product No.	No. of Teeth	Pitch Length (In.)	Wt. Ea. (Lbs.)
TP315L050	9246-2123	84	31.50	.10
TP322L050	9246-2110	86	32.25	.12
TP345L050	9246-2111	92	34.50	.10
TP367L050	9246-2112	98	36.75	.13
TP375L050	9246-7139	100	37.50	.12
TP390L050	9246-2113	104	39.00	.12
TP420L050	9246-2114	112	42.00	.13
TP446L050	9246-7140	119	44.63	.15
TP450L050	9246-2115	120	45.00	.16
TP480L050	9246-2116	128	48.00	.14
TP510L050	9246-2117	136	51.00	.17
TP540L050	9246-2118	144	54.00	.16
TP566L050	9246-7141	151	56.63	.17
TP600L050	9246-2119	160	60.00	.18
TP660L050	9246-2120	176	66.00	.20
TP817L050	9246-2125	218	81.75	.24
TP900L050	9246-2126	240	90.00	.26
TP945L050	9246-7148	252	94.50	.27

#### 3/8" Pitch (.375"/L) — 3/4" Wide

Part No.	Product No.	No. of Teeth	Pitch Length (In.)	Wt. Ea. (Lbs.)
TP150L075	9246-2201	40	15.00	.08
TP154L075	9246-2227	41	15.38	.08
TP158L075	9246-2228	42	15.75	.08
TP165L075	9246-2221	44	16.50	.08
TP173L075	9246-2229	46	17.25	.09
TP176L075	9246-7223	47	17.63	.09

Part No.	Product No.	No. of Teeth	Pitch Length (In.)	Wt. Ea. (Lbs.)
TP187L075	9246-2202	50	18.75	.09
TP195L075	9246-2222	52	19.50	.10
TP199L075	9246-7234	53	19.88	.10
TP210L075	9246-2203	56	21.00	.10
TP218L075	9246-7236	58	21.75	.11
TP225L075	9246-2204	60	22.50	.13

TWIN POWER BELTS





# PowerGrip® Twin Power® Timing Belts

## Product No. Series 9246 (continued)

### 3/8" Pitch (.375"/L) — 3/4" Wide (continued)

Part No.	Product No.	No. of Teeth	Pitch Length (In.)	Wt. Ea. (Lbs.)
TP240L075	9246-2205	64	24.00	.12
TP248L075	9246-7237	66	24.75	.13
TP255L075	9246-2206	68	25.50	.12
TP263L075	9246-7238	70	26.25	.13
TP270L075	9246-2207	72	27.00	.13
TP285L075	9246-2208	76	28.50	.16
TP300L075	9246-2209	80	30.00	.17
TP315L075	9246-2223	84	31.50	.15
TP322L075	9246-2210	86	32.25	.15
TP345L075	9246-2211	92	34.50	.17
TP367L075	9246-2212	98	36.75	.18
TP375L075	9246-7239	100	37.50	.21
TP390L075	9246-2213	104	39.00	.19

Part No.	Product No.	No. of Teeth	Pitch Length (In.)	Wt. Ea. (Lbs.)
TP420L075	9246-2214	112	42.00	.20
TP446L075	9246-7240	119	44.63	.21
TP450L075	9246-2215	120	45.00	.21
TP480L075	9246-2216	128	48.00	.23
TP510L075	9246-2217	136	51.00	.24
TP540L075	9246-2218	144	54.00	.25
TP566L075	9246-7241	151	56.63	.27
TP600L075	9246-2219	160	60.00	.28
TP660L075	9246-2220	176	66.00	.31
TP817L075	9246-2225	218	81.75	.38
TP900L075	9246-2226	240	90.00	.42
TP945L075	9246-7248	252	94.50	.44

### 3/8" Pitch (.375"/L) — 1" Wide

Part No.	Product No.	No. of Teeth	Pitch Length (In.)	Wt. Ea. (Lbs.)
TP150L100	9246-2301	40	15.00	.02
TP154L100	9246-2327	41	15.38	.02
TP158L100	9246-2328	42	15.75	.03
TP165L100	9246-2321	44	16.50	.04
TP173L100	9246-2329	46	17.25	.05
TP176L100	9246-7333	47	17.63	.07
TP187L100	9246-2302	50	18.75	.08
TP195L100	9246-2322	52	19.50	.10
TP199L100	9246-7334	53	19.88	.10
TP210L100	9246-2303	56	21.00	.12
TP218L100	9246-7336	58	21.75	.13
TP225L100	9246-2304	60	22.50	.15
TP240L100	9246-2305	64	24.00	.16
TP248L100	9246-7337	66	24.75	.17
TP255L100	9246-2306	68	25.50	.18
TP263L100	9246-7338	70	26.25	.20
TP270L100	9246-2307	72	27.00	.20
TP285L100	9246-2308	76	28.50	.22
TP300L100	9246-2309	80	30.00	.23

Part No.	Product No.	No. of Teeth	Pitch Length (In.)	Wt. Ea. (Lbs.)
TP315L100	9246-2323	84	31.50	.24
TP322L100	9246-2310	86	32.25	.25
TP345L100	9246-2311	92	34.50	.26
TP367L100	9246-2312	98	36.75	.27
TP375L100	9246-7339	100	37.50	.28
TP390L100	9246-2313	104	39.00	.29
TP420L100	9246-2314	112	42.00	.30
TP446L100	9246-7340	119	44.63	.31
TP450L100	9246-2315	120	45.00	.32
TP480L100	9246-2316	128	48.00	.33
TP510L100	9246-2317	136	51.00	.34
TP540L100	9246-2318	144	54.00	.35
TP566L100	9246-7341	151	56.63	.36
TP600L100	9246-2319	160	60.00	.39
TP660L100	9246-2320	176	66.00	.41
TP817L100	9246-2325	218	81.75	.44
TP900L100	9246-2326	240	90.00	.45
TP945L100	9246-7348	252	94.50	.47

### 1/2" Pitch (.500"/H) — 3/4" Wide

Part No.	Product No.	No. of Teeth	Pitch Length (In.)	Wt. Ea. (Lbs.)
TP210H075	9246-3125	42	21.00	.15
TP220H075	9246-3126	44	22.00	.16
TP225H075	9246-3145	45	22.50	.16
TP230H075	9246-3127	46	23.00	.16
TP240H075	9246-3100	48	24.00	.17
TP270H075	9246-3101	54	27.00	.17
TP300H075	9246-3102	60	30.00	.18
TP310H075	9246-3103	62	31.00	.18
TP315H075	9246-3147	63	31.50	.18
TP320H075	9246-3128	64	32.00	.18
TP330H075	9246-3124	66	33.00	.19
TP340H075	9246-3129	68	34.00	.19
TP350H075	9246-3130	70	35.00	.20
TP360H075	9246-3104	72	36.00	.20
TP370H075	9246-3131	74	37.00	.21
TP390H075	9246-3105	78	39.00	.22
TP400H075	9246-3132	80	40.00	.22
TP410H075	9246-3133	82	41.00	.22
TP415H075	9246-3148	83	41.50	.22

Part No.	Product No.	No. of Teeth	Pitch Length (In.)	Wt. Ea. (Lbs.)
TP420H075	9246-3106	84	42.00	.22
TP445H075	9246-3149	89	44.50	.23
TP450H075	9246-3107	90	45.00	.23
TP455H075	9246-8150	91	45.50	.24
TP465H075	9246-8151	93	46.50	.25
TP480H075	9246-3108	96	48.00	.25
TP490H075	9246-3134	98	49.00	.25
TP495H075	9246-8152	99	49.50	.26
TP510H075	9246-3109	102	51.00	.25
TP525H075	9246-8153	105	52.50	.26
TP540H075	9246-3110	108	54.00	.27
TP555H075	9246-8154	111	55.50	.28
TP560H075	9246-3135	112	56.00	.28
TP570H075	9246-3111	114	57.00	.28
TP585H075	9246-3136	117	58.50	.28
TP600H075	9246-3112	120	60.00	.29
TP605H075	9246-8155	121	60.50	.29
TP630H075	9246-3113	126	63.00	.30
TP645H075	9246-3137	129	64.50	.31

TWIN POWER BELTS





## PowerGrip® Twin Power® Timing Belts

### Product No. Series 9246 (continued)

#### 1/2" Pitch (.500"/H) — 3/4" Wide (continued)

Part No.	Product No.	No. of Teeth	Pitch Length (In.)	Wt. Ea. (Lbs.)
TP655H075	9246-8156	131	65.50	.31
TP660H075	9246-3114	132	66.00	.31
TP700H075	9246-3115	140	70.00	.33
TP730H075	9246-3138	146	73.00	.34
TP750H075	9246-3116	150	75.00	.35
TP775H075	9246-8158	155	77.50	.35
TP780H075	9246-3139	156	78.00	.36
TP800H075	9246-3117	160	80.00	.35
TP820H075	9246-3140	164	82.00	.37
TP840H075	9246-3141	168	84.00	.38
TP850H075	9246-3118	170	85.00	.38
TP900H075	9246-3119	180	90.00	.40
TP960H075	9246-3142	192	96.00	.42
TP1000H075	9246-3120	200	100.00	.44

Part No.	Product No.	No. of Teeth	Pitch Length (In.)	Wt. Ea. (Lbs.)
TP1100H075	9246-3121	220	110.00	.48
TP1140H075	9246-3143	228	114.00	.49
TP1180H075	9246-8161	236	118.00	.50
TP1250H075	9246-3122	250	125.00	.54
TP1400H075	9246-3123	280	140.00	.58
TP1510H075	9246-8165	302	151.00	.63
TP1550H075	9246-3144	310	155.00	.64
TP1645H075	9246-8166	329	164.50	.68
TP1680H075	9246-8167	336	168.00	.69
TP1700H075	9246-3146	340	170.00	.70
TP2090H075	9246-8168	418	209.00	1.52
TP2100H075	9246-8169	420	210.00	.84
TP2120H075	9246-8170	424	212.00	.85
TP2330H075	9246-8171	466	233.00	.92

#### 1/2" Pitch (.500"/H) — 1" Wide

Part No.	Product No.	No. of Teeth	Pitch Length (In.)	Wt. Ea. (Lbs.)
TP210H100	9246-3225	42	21.00	.15
TP220H100	9246-3226	44	22.00	.16
TP225H100	9246-3245	45	22.50	.16
TP230H100	9246-3227	46	23.00	.17
TP240H100	9246-3200	48	24.00	.17
TP270H100	9246-3201	54	27.00	.18
TP300H100	9246-3202	60	30.00	.20
TP315H100	9246-3247	63	31.50	.23
TP320H100	9246-3228	64	32.00	.22
TP330H100	9246-3224	66	33.00	.23
TP340H100	9246-3229	68	34.00	.24
TP350H100	9246-3230	70	35.00	.25
TP360H100	9246-3204	72	36.00	.25
TP370H100	9246-3231	74	37.00	.26
TP390H100	9246-3205	78	39.00	.27
TP400H100	9246-3232	80	40.00	.28
TP410H100	9246-3233	82	41.00	.28
TP415H100	9246-3248	83	41.50	.29
TP420H100	9246-3206	84	42.00	.30
TP445H100	9246-3249	89	44.50	.32
TP450H100	9246-3207	90	45.00	.32
TP455H100	9246-8250	91	45.50	.32
TP465H100	9246-8251	93	46.50	.32
TP480H100	9246-3208	96	48.00	.33
TP490H100	9246-3234	98	49.00	.34
TP495H100	9246-8252	99	49.50	.34
TP510H100	9246-3209	102	51.00	.36
TP525H100	9246-8253	105	52.50	.36
TP540H100	9246-3210	108	54.00	.37
TP555H100	9246-8254	111	55.50	.38
TP560H100	9246-3235	112	56.00	.56
TP570H100	9246-3211	114	57.00	.39
TP585H100	9246-3236	117	58.50	.41

Part No.	Product No.	No. of Teeth	Pitch Length (In.)	Wt. Ea. (Lbs.)
TP600H100	9246-3212	120	60.00	.41
TP605H100	9246-8255	121	60.50	.42
TP630H100	9246-3213	126	63.00	.45
TP645H100	9246-3237	129	64.50	.45
TP655H100	9246-8256	131	65.50	.46
TP660H100	9246-3214	132	66.00	.46
TP700H100	9246-3215	140	70.00	.47
TP730H100	9246-3238	146	73.00	.50
TP750H100	9246-3216	150	75.00	.52
TP775H100	9246-8258	155	77.50	.53
TP780H100	9246-3239	156	78.00	.54
TP800H100	9246-3217	160	80.00	.55
TP820H100	9246-3240	164	82.00	.56
TP840H100	9246-3241	168	84.00	.58
TP850H100	9246-3218	170	85.00	.58
TP900H100	9246-3219	180	90.00	.62
TP960H100	9246-3242	192	96.00	.66
TP1000H100	9246-3220	200	100.00	.68
TP1100H100	9246-3221	220	110.00	.75
TP1140H100	9246-3243	228	114.00	.77
TP1180H100	9246-8261	236	118.00	.80
TP1250H100	9246-3222	250	125.00	.85
TP1400H100	9246-3223	280	140.00	.95
TP1510H100	9246-8265	302	151.00	1.03
TP1550H100	9246-3244	310	155.00	1.05
TP1645H100	9246-8266	329	164.50	1.12
TP1680H100	9246-8267	336	168.00	1.15
TP1700H100	9246-3246	340	170.00	1.16
TP2090H100	9246-8268	418	209.00	2.08
TP2100H100	9246-8269	420	210.00	1.42
TP2120H100	9246-8270	424	212.00	1.45
TP2330H100	9246-8271	466	233.00	1.60

#### 1/2" Pitch (.500"/H) — 1 1/2" Wide

Part No.	Product No.	No. of Teeth	Pitch Length (In.)	Wt. Ea. (Lbs.)
TP210H150	9246-3325	42	21.00	.33
TP220H150	9246-3326	44	22.00	.35
TP225H150	9246-3345	45	22.50	.36
TP230H150	9246-3327	46	23.00	.37

Part No.	Product No.	No. of Teeth	Pitch Length (In.)	Wt. Ea. (Lbs.)
TP240H150	9246-3300	48	24.00	.38
TP270H150	9246-3301	54	27.00	.40
TP300H150	9246-3302	60	30.00	.42
TP310H150	9246-3303	62	31.00	.43

TWIN POWER BELTS





# PowerGrip® Twin Power® Timing Belts

## Product No. Series 9246 (continued)

### 1/2" Pitch (.500"/H) — 1 1/2" Wide (continued)

Part No.	Product No.	No. of Teeth	Pitch Length (In.)	Wt. Ea. (Lbs.)
TP315H150	9246-3347	63	31.50	.43
TP320H150	9246-3328	64	32.00	.44
TP330H150	9246-3324	66	33.00	.45
TP340H150	9246-3329	68	34.00	.46
TP350H150	9246-3330	70	35.00	.56
TP360H150	9246-3304	72	36.00	.47
TP370H150	9246-3331	74	37.00	.47
TP390H150	9246-3305	78	39.00	.50
TP400H150	9246-3332	80	40.00	.51
TP410H150	9246-3333	82	41.00	.53
TP415H150	9246-3348	83	41.50	.53
TP420H150	9246-3306	84	42.00	.54
TP445H150	9246-3349	89	44.50	.55
TP450H150	9246-3307	90	45.00	.56
TP455H150	9246-8350	91	45.50	.56
TP465H150	9246-8351	93	46.50	.56
TP480H150	9246-3308	96	48.00	.58
TP490H150	9246-3334	98	49.00	.61
TP495H150	9246-8352	99	49.50	.60
TP510H150	9246-3309	102	51.00	.62
TP525H150	9246-8353	105	52.50	.63
TP540H150	9246-3310	108	54.00	.65
TP555H150	9246-8354	111	55.50	.66
TP560H150	9246-3335	112	56.00	.66
TP570H150	9246-3311	114	57.00	.68
TP585H150	9246-3336	117	58.50	.68
TP600H150	9246-3312	120	60.00	.74
TP605H150	9246-8355	121	60.50	.71
TP630H150	9246-3313	126	63.00	.73

Part No.	Product No.	No. of Teeth	Pitch Length (In.)	Wt. Ea. (Lbs.)
TP645H150	9246-3337	129	64.50	.74
TP655H150	9246-8356	131	65.50	.74
TP660H150	9246-3314	132	66.00	.76
TP700H150	9246-3315	140	70.00	.80
TP730H150	9246-3338	146	73.00	.83
TP750H150	9246-3316	150	75.00	.84
TP775H150	9246-8358	155	77.50	.86
TP780H150	9246-3339	156	78.00	.86
TP800H150	9246-3317	160	80.00	.89
TP820H150	9246-3340	164	82.00	.90
TP840H150	9246-3341	168	84.00	.95
TP850H150	9246-3318	170	85.00	.95
TP900H150	9246-3319	180	90.00	.97
TP960H150	9246-3342	192	96.00	1.04
TP1000H150	9246-3320	200	100.00	1.08
TP1100H150	9246-3321	220	110.00	1.14
TP1140H150	9246-3343	228	114.00	1.20
TP1180H150	9246-8361	236	118.00	1.25
TP1250H150	9246-3322	250	125.00	1.30
TP1400H150	9246-3323	280	140.00	1.45
TP1510H150	9246-8365	302	151.00	1.53
TP1550H150	9246-3344	310	155.00	1.58
TP1645H150	9246-8366	329	164.50	1.68
TP1680H150	9246-8367	336	168.00	1.70
TP1700H150	9246-3346	340	170.00	1.72
TP2090H150	9246-8368	418	209.00	1.55
TP2100H150	9246-8369	420	210.00	2.10
TP2120H150	9246-8370	424	212.00	2.12
TP2330H150	9246-8371	466	233.00	2.30

### 1/2" Pitch (.500"/H) — 2" Wide

Part No.	Product No.	No. of Teeth	Pitch Length (In.)	Wt. Ea. (Lbs.)
TP210H200	9246-3425	42	21.00	.43
TP220H200	9246-3426	44	22.00	.45
TP225H200	9246-3445	45	22.50	.46
TP230H200	9246-3427	46	23.00	.47
TP240H200	9246-3400	48	24.00	.49
TP270H200	9246-3401	54	27.00	.57
TP300H200	9246-3402	60	30.00	.61
TP310H200	9246-3403	62	31.00	.63
TP315H200	9246-3447	63	31.50	.64
TP320H200	9246-3428	64	32.00	.66
TP330H200	9246-3424	66	33.00	.68
TP340H200	9246-3429	68	34.00	.69
TP350H200	9246-3430	70	35.00	.70
TP360H200	9246-3404	72	36.00	.72
TP370H200	9246-3431	74	37.00	.75
TP390H200	9246-3405	78	39.00	.79
TP400H200	9246-3432	80	40.00	.80
TP410H200	9246-3433	82	41.00	.83
TP415H200	9246-3448	83	41.50	.84
TP420H200	9246-3406	84	42.00	.85
TP445H200	9246-3449	89	44.50	.90
TP450H200	9246-3407	90	45.00	.91
TP455H200	9246-8450	91	45.50	.92
TP465H200	9246-8451	93	46.50	.94
TP480H200	9246-3408	96	48.00	.98
TP490H200	9246-3434	98	49.00	.99
TP495H200	9246-8452	99	49.50	1.00

Part No.	Product No.	No. of Teeth	Pitch Length (In.)	Wt. Ea. (Lbs.)
TP510H200	9246-3409	102	51.00	1.00
TP525H200	9246-8453	105	52.50	1.06
TP540H200	9246-3410	108	54.00	1.09
TP555H200	9246-8454	111	55.50	1.12
TP560H200	9246-3435	112	56.00	1.13
TP570H200	9246-3411	114	57.00	1.16
TP585H200	9246-3436	117	58.50	1.18
TP600H200	9246-3412	120	60.00	1.21
TP605H200	9246-8455	121	60.50	1.22
TP630H200	9246-3413	126	63.00	1.27
TP645H200	9246-3437	129	64.50	1.29
TP655H200	9246-8456	131	65.50	1.32
TP660H200	9246-3414	132	66.00	1.33
TP700H200	9246-3415	140	70.00	1.40
TP730H200	9246-3438	146	73.00	1.47
TP750H200	9246-3416	150	75.00	1.52
TP775H200	9246-8458	155	77.50	1.56
TP780H200	9246-3439	156	78.00	1.57
TP800H200	9246-3417	160	80.00	1.62
TP820H200	9246-3440	164	82.00	1.65
TP840H200	9246-3441	168	84.00	1.69
TP850H200	9246-3418	170	85.00	1.72
TP900H200	9246-3419	180	90.00	1.82
TP960H200	9246-3442	192	96.00	1.94
TP1000H200	9246-3420	200	100.00	2.00
TP1100H200	9246-3421	220	110.00	2.20
TP1140H200	9246-3443	228	114.00	2.30

TWIN POWER BELTS





## PowerGrip® Twin Power® Timing Belts

### Product No. Series 9246 (continued)

#### 1/2" Pitch (.500"/H) — 2" Wide (continued)

Part No.	Product No.	No. of Teeth	Pitch Length (In.)	Wt. Ea. (Lbs.)
TP1180H200	9246-8461	236	118.00	2.38
TP1250H200	9246-3422	250	125.00	2.52
TP1400H200	9246-3423	280	140.00	2.82
TP1510H200	9246-8465	302	151.00	3.04
TP1550H200	9246-3444	310	155.00	3.12
TP1645H200	9246-8466	329	164.50	3.31

Part No.	Product No.	No. of Teeth	Pitch Length (In.)	Wt. Ea. (Lbs.)
TP1680H200	9246-8467	336	168.00	3.38
TP1700H200	9246-3446	340	170.00	3.42
TP2090H200	9246-8468	418	209.00	4.20
TP2100H200	9246-8469	420	210.00	4.22
TP2120H200	9246-8470	424	212.00	4.26
TP2330H200	9246-8471	466	233.00	4.68

#### 1/2" Pitch (.500"/H) — 3" Wide

Part No.	Product No.	No. of Teeth	Pitch Length (In.)	Wt. Ea. (Lbs.)
TP210H300	9246-3525	42	21.00	.66
TP220H300	9246-3526	44	22.00	.69
TP225H300	9246-3545	45	22.50	.71
TP230H300	9246-3527	46	23.00	.73
TP240H300	9246-3500	48	24.00	.75
TP270H300	9246-3501	54	27.00	.82
TP300H300	9246-3502	60	30.00	.91
TP310H300	9246-3503	62	31.00	.94
TP315H300	9246-3547	63	31.50	.95
TP320H300	9246-3528	64	32.00	.96
TP330H300	9246-3524	66	33.00	.98
TP340H300	9246-3529	68	34.00	1.01
TP350H300	9246-3530	70	35.00	1.04
TP360H300	9246-3504	72	36.00	1.09
TP370H300	9246-3531	74	37.00	1.14
TP390H300	9246-3505	78	39.00	1.18
TP400H300	9246-3532	80	40.00	1.23
TP410H300	9246-3533	82	41.00	1.25
TP415H300	9246-3548	83	41.50	1.26
TP420H300	9246-3506	84	42.00	1.27
TP445H300	9246-3549	89	44.50	1.36
TP450H300	9246-3507	90	45.00	1.37
TP455H300	9246-8550	91	45.50	1.39
TP465H300	9246-8551	93	46.50	1.42
TP480H300	9246-3508	96	48.00	1.46
TP490H300	9246-3534	98	49.00	1.48
TP495H300	9246-8552	99	49.50	1.49
TP510H300	9246-3509	102	51.00	1.55
TP525H300	9246-8553	105	52.50	1.60
TP540H300	9246-3510	108	54.00	1.64
TP555H300	9246-8554	111	55.50	1.68
TP560H300	9246-3535	112	56.00	1.70
TP570H300	9246-3511	114	57.00	1.73

Part No.	Product No.	No. of Teeth	Pitch Length (In.)	Wt. Ea. (Lbs.)
TP585H300	9246-3536	117	58.50	1.77
TP600H300	9246-3512	120	60.00	1.80
TP605H300	9246-8555	121	60.50	1.84
TP630H300	9246-3513	126	63.00	1.91
TP645H300	9246-3537	129	64.50	1.95
TP655H300	9246-8556	131	65.50	1.97
TP660H300	9246-3514	132	66.00	2.00
TP700H300	9246-3515	140	70.00	2.13
TP730H300	9246-3538	146	73.00	2.23
TP750H300	9246-3516	150	75.00	2.30
TP775H300	9246-8558	155	77.50	2.36
TP780H300	9246-3539	156	78.00	2.38
TP800H300	9246-3517	160	80.00	2.43
TP820H300	9246-3540	164	82.00	2.49
TP840H300	9246-3541	168	84.00	2.54
TP850H300	9246-3518	170	85.00	2.59
TP900H300	9246-3519	180	90.00	2.73
TP960H300	9246-3542	192	96.00	2.94
TP1000H300	9246-3520	200	100.00	3.06
TP1100H300	9246-3521	220	110.00	3.34
TP1140H300	9246-3543	228	114.00	3.45
TP1180H300	9246-8561	236	118.00	3.63
TP1250H300	9246-3522	250	125.00	3.80
TP1400H300	9246-3523	280	140.00	4.26
TP1510H300	9246-8565	302	151.00	4.59
TP1550H300	9246-3544	310	155.00	4.71
TP1645H300	9246-8566	329	164.50	5.00
TP1680H300	9246-8567	336	168.00	5.11
TP1700H300	9246-3546	340	170.00	5.16
TP2090H300	9246-8568	418	209.00	6.34
TP2100H300	9246-8569	420	210.00	6.37
TP2120H300	9246-8570	424	212.00	6.46
TP2330H300	9246-8571	466	233.00	7.07

TWIN POWER BELTS





## Long-Length Poly Chain® GT® Carbon™ Belting

An innovative construction combined with the Gates tooth profile makes Poly Chain® GT® Carbon™ Gates most powerful synchronous belt. Compact and lightweight, Poly Chain® GT® Carbon™ belt drives deliver more power in less space.

### Markets/Applications

Long length Poly Chain® GT® Carbon™ belting is a cost effective, low maintenance drive alternative that is well suited for linear movement, positioning and conveying applications.

### Features/Advantages

- Gates **patented curvilinear tooth profile** provides excellent positioning characteristics, noise reduction, high shear strength, and improved load carrying capacity.
- Robust **carbon tensile cord** combines minimal stretch with extraordinary strength and load carrying capacity, while absorbing shock and surge loads.
- Durable **polyurethane construction** resists chemicals, oil, pollutants, and abrasion.
- **Nylon tooth** facing reduces friction and eliminates the need for lubrication.
- Eliminates lubrication and re-tensioning reduce maintenance and labor as compared to roller chain drives.
- Fully operational in temperature extremes of -65°F to +185°F (-54°C to +85°C).



### Recommended Sprockets

Poly Chain® GT®2 Sprockets

### Notes

Minimum order length for Poly Chain® GT® Carbon™ belting is 50 feet, ordered in 50 foot increments thereafter. Continuous lengths, if needed, must be specified when ordering, and must be ordered in increments of the minimum order quantity. Continuous lengths may require lead times.

Poly Chain® GT® Carbon™ belting can be used on existing drives as replacement for Poly Chain® GT® belting.

Minimum order quantities may vary for non-standard widths. Check with Customer Service.

### Product No. Series 9302

#### Poly Chain® GT® Carbon™ Belting — 8mm Pitch

Part No.	Product No.	Width (mm)	Net Wt. per Ft.	Min Order Qty	Max. Cont. Length
LL8MGT-012	9302-1000	12	.04	50 ft.	900 ft.
LL8MGT-021	9302-1100	21	.07	50 ft.	504 ft.
LL8MGT-036	9302-1200	36	.11	50 ft.	298 ft.

#### Poly Chain® GT® Carbon™ Belting — 14mm Pitch

Part No.	Product No.	Width (mm)	Net Wt. per Ft.	Min Order Qty	Max. Cont. Length
LL14MGT-020	9302-1300	20	.11	50 ft.	522 ft.
LL14MGT-037	9302-1400	37	.19	50 ft.	298 ft.

LONG-LENGTH BELTING







## Long-Length PowerGrip® GT®2 Belting

Long length PowerGrip GT2 belting is a cost effective, low maintenance drive alternative.

### Markets/Applications

Well suited for linear movement, positioning and conveying applications.

### Features/Advantages

- **Fiberglass tensile cord** provides high strength, excellent flex life, and high resistance to elongation. Steel tensile cord is available in some belt types for added length stability.
- **Neoprene body** provides protection against grime, grease, oil, and moisture.
- **Nylon tooth facing** provides a durable wear surface for long service life.
- The PowerGrip GT2 **belt tooth** is designed for use with a specific sprocket groove profile. The sprocket groove-belt tooth combination increases capacity, while improving registration.
- PowerGrip GT2 has more tooth ratchet resistance than HTD®.
- Eliminates lubrication and re-tensioning reduce maintenance and labor as compared to roller chain drives.
- PowerGrip GT2 belt/sprocket combinations match or exceed the positional accuracy of PowerGrip Timing belt/pulley systems.
- Fully operational in temperature extremes of -35°F to +180°F (-34°C to +82°C).



### Recommended Sprockets

PowerGrip GT2 Sprockets

### Notes

Minimum order lengths for belting is 50 feet, ordered in 50 foot increments thereafter.

Minimum order lengths for some belting is 98 feet, ordered in 98 foot increments thereafter.

Continuous lengths, if needed, must be specified when ordering, and must be ordered in increments of the minimum order quantity (unless ordering the maximum continuous lengths).

Minimum order quantities may vary for non-standard widths. Continuous lengths may require lead times. Check with Customer Service.

### Product No. Series 9396

#### PowerGrip® GT®2 Belting — 2mm Pitch

Part No.	Product No.	Width (mm)	Net Wt. per Ft.	Min Order Qty	Max. Cont. Length
LL2MR04	9396-0033	4	.01	50 ft.	300 ft.
LL2MR06	9396-0009	6	.01	50 ft.	300 ft.
LL2MR09	9396-0052	9	.02	50 ft.	300 ft.

#### PowerGrip® GT®2 Belting — 5mm Pitch

Part No.	Product No.	Width (mm)	Net Wt. per Ft.	Min Order Qty	Max. Cont. Length
LL5MR09	9396-0020	9	.03	50 ft.	360 ft.
LL5MR15	9396-0025	15	.04	50 ft.	230 ft.

#### PowerGrip® GT®2 Belting — 3mm Pitch

Part No.	Product No.	Width (mm)	Net Wt. per Ft.	Min Order Qty	Max. Cont. Length
LL3MR06	9396-0002	6	.02	50 ft.	600 ft.
LL3MR09	9396-0012	9	.02	50 ft.	385 ft.
LL3MR15	9396-0021	15	.04	50 ft.	240 ft.

#### PowerGrip® GT®2 Belting — 8mm Pitch

Part No.	Product No.	Width (mm)	Net Wt. per Ft.	Min Order Qty	Max. Cont. Length
LL8MR20	9396-0029	20	.08	98 ft.	590 ft.
LL8MR30	9396-0030	30	.13	98 ft.	590 ft.
LL8MR50	9396-0031	50	.21	98 ft.	590 ft.
LL8MR85	9396-0032	85	.36	98 ft.	590 ft.

LONG-LENGTH BELTING





## Long-Length PowerGrip® GT®2 Belting

### Product No. Series 9396 (continued)

#### PowerGrip® GT®2 Belting - Steel Tensile — 5mm Pitch Steel

Part No.	Product No.	Width (mm)	Net Wt. per Ft.	Min Order Qty	Max. Cont. Length
LL5MR15 ST	9396-10043	15	.18	98 ft.	392 ft.
LL5MR25 ST	9396-40417	25	.23	98 ft.	392 ft.

#### PowerGrip® GT®2 Belting - Steel Tensile — 8mm Pitch Steel

Part No.	Product No.	Width (mm)	Net Wt. per Ft.	Min Order Qty	Max. Cont. Length
LL8MR20 ST	9396-10049	20	.29	98 ft.	392 ft.
LL8MR30 ST	9396-10050	30	.37	98 ft.	392 ft.
LL8MR50 ST	9396-40433	50	.53	98 ft.	392 ft.



## Long-Length PowerGrip® HTD® Belting

PowerGrip HTD belts have a larger, more robust tooth profile for increased capacity, as compared to timing belts.

### Markets/Applications

Long length PowerGrip HTD belting is a cost effective, low maintenance drive alternative that is well suited for linear movement, positing and conveying applications.

### Features/Advantages

- **Fiberglass tensile cord** provides high strength, excellent flex life, and high resistance to elongation. Steel tensile cord is available in some belt types for added length stability.
- **Neoprene body** provides protection against grime, grease, oil, and moisture.
- **Nylon tooth facing** provides a durable wear surface for long service life.
- Eliminates lubrication and re-tensioning to reduce maintenance and labor required on drives.



### Recommended Sprockets

PowerGrip HTD Sprockets

### Notes

Minimum order lengths for fiberglass tensile cord belting is 50 feet, ordered in 50 foot increments thereafter.

Minimum order lengths for steel tensile belting is 98 feet, ordered in 98 foot increments thereafter.

Continuous lengths, if needed, must be specified when ordering, and must be ordered in increments of the minimum order quantity (unless ordering the maximum continuous lengths).

Continuous lengths may require lead times.

Minimum order quantities may vary for non-standard widths. Check with Customer Service.

### Product No. Series 9308

#### PowerGrip® HTD® Belting — 3mm Pitch

Part No.	Product No.	Width (mm)	Net Wt. per Ft.	Min Order Qty	Max. Cont. Length
LL3M06	9308-0044	6	.01	50 ft.	300 ft.
LL3M09	9308-0003	9	.01	50 ft.	300 ft.
LL3M15	9308-0084	15	.01	50 ft.	185 ft.

#### PowerGrip® HTD® Belting — 14mm Pitch

Part No.	Product No.	Width (mm)	Net Wt. per Ft.	Min Order Qty	Max. Cont. Length
LL14M40	9308-10009	40	.26	98 ft.	392 ft.
LL14M55	9308-10020	55	.35	98 ft.	392 ft.
LL14M85	9308-10057	85	.55	98 ft.	392 ft.

#### PowerGrip® HTD® Belting — 5mm Pitch

Part No.	Product No.	Width (mm)	Net Wt. per Ft.	Min Order Qty	Max. Cont. Length
LL5M09	9308-0045	9	.01	50 ft.	300 ft.
LL5M15	9308-0033	15	.01	50 ft.	185 ft.
LL5M25	9308-0025	25	.05	50 ft.	100 ft.

#### PowerGrip® HTD® Belting - Steel Tensile — 14mm Pitch Steel

Part No.	Product No.	Width (mm)	Net Wt. per Ft.	Min Order Qty	Max. Cont. Length
LL14M40 ST	9308-10016	40	.76	98 ft.	392 ft.
LL14M55 ST	9308-10051	55	1.02	98 ft.	392 ft.
LL14M85 ST	9308-10084	85	1.51	98 ft.	392 ft.

#### PowerGrip® HTD® Belting — 8mm Pitch

Part No.	Product No.	Width (mm)	Net Wt. per Ft.	Min Order Qty	Max. Cont. Length
LL8M20	9308-0001	20	.08	98 ft.	300 ft.
LL8M30	9308-0004	30	.13	98 ft.	300 ft.
LL8M50	9308-0005	50	.21	98 ft.	300 ft.
LL8M85	9308-0006	85	.36	98 ft.	300 ft.

LONG-LENGTH BELTING





## Long-Length PowerGrip® Timing Belting

The trapezoidal tooth makes this belt well suited for use in positioning applications.

### Markets/Applications

Long length PowerGrip Timing belting is a cost effective, low maintenance drive alternative that is well suited for linear movement, positioning and conveying applications.

### Features/Advantages

- **Fiberglass tensile cord** provides high strength, excellent flex life, and high resistance to elongation. Steel tensile cord is available in some belt types for added length stability.
- **Neoprene body** provides protection against grime, grease, oil, and moisture.
- **Nylon tooth facing** provides a durable wear surface for long service life.
- Eliminates lubrication and re-tensioning to reduce maintenance and labor required on drives.



### Notes

Minimum order lengths for fiberglass tensile cord belting is 50 feet, ordered in 50 foot increments thereafter.

Minimum order lengths for steel tensile belting is 98 feet, ordered in 98 foot increments thereafter.

Continuous lengths, if needed, must be specified when ordering, and must be ordered in increments of the minimum order quantity (unless ordering the maximum continuous lengths).

Continuous lengths may require lead times.

Minimum order quantities may vary for non-standard widths. Check with Customer Service.

### Product No. Series 9314

#### PowerGrip® Timing Belting — MXL (.080" Pitch)

Part No.	Product No.	Width (In.)	Net Wt. per Ft.	Min Order Qty	Max. Cont. Length
LL025MXL	9314-2020	1/4	.01	50 ft.	300 ft.
LL037MXL	9314-2014	3/8	.01	50 ft.	300 ft.
LL050MXL	9314-2038	1/2	.02	50 ft.	300 ft.

#### PowerGrip® Timing Belting — H (.500" Pitch)

Part No.	Product No.	Width (In.)	Net Wt. per Ft.	Min Order Qty	Max. Cont. Length
LL050H	9314-0003	1/2	.04	50 ft.	500 ft.
LL075H	9314-0006	3/4	.06	50 ft.	500 ft.
LL100H	9314-0008	1	.12	50 ft.	500 ft.
LL150H	9314-0017	1 1/2	.12	98 ft.	780 ft.
LL200H	9314-0021	2	.13	98 ft.	780 ft.
LL300H	9314-0025	3	.27	98 ft.	780 ft.

#### PowerGrip® Timing Belting — XL (.200" Pitch)

Part No.	Product No.	Width (In.)	Net Wt. per Ft.	Min Order Qty	Max. Cont. Length
LL025XL	9314-0001	1/4	.01	50 ft.	300 ft.
LL037XL	9314-0002	3/8	.02	50 ft.	225 ft.
LL050XL	9314-2012	1/2	.03	50 ft.	150 ft.

#### PowerGrip® Timing Belting - Steel Tensile — H (.500 Pitch) Steel

Part No.	Product No.	Width (In.)	Net Wt. per Ft.	Min Order Qty	Max. Cont. Length
LL075H ST	9314-10011	3/4	.22	98 ft.	492 ft.
LL100H ST	9314-10037	1	.25	98 ft.	492 ft.

#### PowerGrip® Timing Belting — L (.375" Pitch)

Part No.	Product No.	Width (In.)	Net Wt. per Ft.	Min Order Qty	Max. Cont. Length
LL037L	9314-2089	3/8	.03	50 ft.	300 ft.
LL050L	9314-0004	1/2	.02	50 ft.	300 ft.
LL075L	9314-0007	3/4	.04	50 ft.	300 ft.
LL100L	9314-0015	1	.05	50 ft.	300 ft.

LONG-LENGTH BELTING





## Synchro-Power® Polyurethane Belting

Urethane belting can be modified in a variety of ways to suit users needs.

### Markets/Applications

Synchro-Power belting is ideal for various applications such as, vacuum conveyors, linear positioning, assembly conveyors, robotics, packaging conveying, glass conveyors, incline conveyors, paper transfer, wafer conveying, food and beverage and indexing.

### Features/Advantages

- Modifications include molded profiles, tensile cords, lamination with various backings, and FDA and USDA constructions.
- Can be welded endless.
- Wide range of widths up to 18 inches.
- **Steel tensile cord** for length stability.
- **PolyUrethane body** is abrasion, chemical and wear resistant for extended life.

### Recommended Pulleys

PowerGrip® Timing Pulleys

### Notes

Synchro-Power LL belting is made to order. Contact Customer Service for price and availability.



### Product Number Series 7787

Available Pitches	
Metric	Timing
T5	XL
T10	L
WT10 (Wide Width)	H
T20	XH
AT5	WH (Wide Width)
AT10	
AT20	
5M HTD	
8M HTD	
14M HTD	

Constructions Available
Steel Tensile
High Flex Steel Tensile
Kevlar Tensile
Nylon Tooth
Nylon Backing
Heavy Backing
FDA





## Synchro-Power® Polyurethane Belts


Endless urethane construction provides higher strength as compared to welded urethane belts, making them well suited for use in power transmission applications.

### Markets/Applications

Synchro-Power metric pitch timing belts are ideal for use in office machines, machine tools, postage equipment, sewing machines, vending machines, agriculture, outdoor power equipment, wood and paper, sand/gravel operations, oil fields, food processing and HVAC.

### Features/Advantages

- **Steel tensile cord** for length stability.
- Eliminates lubrication and re-tensioning reduce maintenance and labor as compared to roller chain drives.
- Abrasion, chemical, and wear resistant for extended life.
- Temperature ranges from -22°F to +176°F (-30°C to +80°C).



Steel Tensile Cord

### Notes

Synchro-Power belts are available in pitches T5, T10, AT5 and AT10. Minimum order quantities may apply. Synchro-Power belts T2.5, DT5, DT10 are available until stock is depleted.

Belt Width (mm)	Belts per Sleeve	Belt Section			
		T 5	T 10	AT 5	AT 10
3	66	N/A	N/A	N/A	N/A
4	50	MTO	N/A	MTO	N/A
6	33	X	MTO	X	MTO
8	25	X	MTO	MTO	MTO
10	20	X	X	X	MTO
12	16	X	MTO	MTO	MTO
14	14	N/A	N/A	N/A	N/A
16	12	X	X	X	X

Belt Width (mm)	Belts per Sleeve	Belt Section			
		T 5	T 10	AT 5	AT 10
20	10	X	X	X	MTO
25	8	X	X	X	X
32	6	MTO	X	MTO	X
50	4	MTO	X	MTO	X
75	2	MTO	X	MTO	MTO
100	2	N/A	N/A	N/A	N/A
200	1	MTO	MTO	MTO	MTO

Available Belt Widths	T 5		T 10	AT 5	AT 10	
	Minimum	Maximum	4mm	6mm	4mm	6mm
			200mm	200mm	200mm	200mm

Symbol	Gates Minimum Order Policy - Steel only
X	Stock Line Product - No Minimum Order quantity Made-to-Order - Minimum Order Quantity is full sleeve yeild +/- 10% Not Available
MTO	
N/A	

## Product No. Series 7762

### T5 Pitch — 4mm Wide

Part No.	Product No.	No. of Teeth	Pitch Length (mm)	Wt. Ea. (Lbs.)
<sup>2</sup> T5-165-4	7762-1001	33	165	.01
<sup>2</sup> T5-185-4	7762-1003	37	185	.01
<sup>2</sup> T5-200-4	7762-1004	40	200	.01
<sup>2</sup> T5-215-4	7762-1005	43	215	.01
<sup>2</sup> T5-220-4	7762-1006	44	220	.01
<sup>2</sup> T5-225-4	7762-1007	45	225	.01
<sup>2</sup> T5-245-4	7762-1008	49	245	.01
<sup>2</sup> T5-250-4	7762-1009	50	250	.01
<sup>2</sup> T5-255-4	7762-1010	51	255	.01
<sup>2</sup> T5-260-4	7762-1011	52	260	.01
<sup>2</sup> T5-270-4	7762-1012	54	270	.01
<sup>2</sup> T5-275-4	7762-1013	55	275	.01
<sup>2</sup> T5-280-4	7762-1014	56	280	.01
<sup>2</sup> T5-295-4	7762-1015	59	295	.01
<sup>2</sup> T5-305-4	7762-1016	61	305	.01

Part No.	Product No.	No. of Teeth	Pitch Length (mm)	Wt. Ea. (Lbs.)
<sup>2</sup> T5-330-4	7762-1018	66	330	.01
<sup>2</sup> T5-340-4	7762-1019	68	340	.01
<sup>2</sup> T5-350-4	7762-1020	70	350	.01
<sup>2</sup> T5-355-4	7762-1021	71	355	.01
<sup>2</sup> T5-365-4	7762-1022	73	365	.01
<sup>2</sup> T5-390-4	7762-1023	78	390	.01
<sup>2</sup> T5-400-4	7762-1024	80	400	.01
<sup>2</sup> T5-410-4	7762-1025	82	410	.01
<sup>2</sup> T5-420-4	7762-1026	84	420	.01
<sup>2</sup> T5-445-4	7762-1027	89	445	.01
<sup>2</sup> T5-450-4	7762-1028	90	450	.01
<sup>2</sup> T5-455-4	7762-1029	91	455	.01
<sup>2</sup> T5-475-4	7762-1030	95	475	.01
<sup>2</sup> T5-480-4	7762-1031	96	480	.01
<sup>2</sup> T5-500-4	7762-1032	100	500	.01

<sup>2</sup> MTO Minimum Required. Check with Customer Service for availability.





# Synchro-Power® Polyurethane Belts

SYNCHRO-POWER BELTS

## Product No. Series 7762 (continued)

### T5 Pitch — 4mm Wide (continued)

Part No.	Product No.	No. of Teeth	Pitch Length (mm)	Wt. Ea. (Lbs.)
<sup>2</sup> T5-510-4	7762-1033	102	510	.01
<sup>2</sup> T5-525-4	7762-1034	105	525	.01
<sup>2</sup> T5-545-4	7762-1035	109	545	.01
<sup>2</sup> T5-550-4	7762-1036	110	550	.01
<sup>2</sup> T5-560-4	7762-1037	112	560	.01
<sup>2</sup> T5-575-4	7762-1038	115	575	.01
<sup>2</sup> T5-610-4	7762-1039	122	610	.01
<sup>2</sup> T5-620-4	7762-1040	124	620	.01
<sup>2</sup> T5-630-4	7762-1041	126	630	.01
<sup>2</sup> T5-640-4	7762-1042	128	640	.01
<sup>2</sup> T5-650-4	7762-1043	130	650	.01
<sup>2</sup> T5-660-4	7762-1044	132	660	.01
<sup>2</sup> T5-675-4	7762-1045	135	675	.01
<sup>2</sup> T5-690-4	7762-1046	138	690	.01
<sup>2</sup> T5-700-4	7762-1047	140	700	.01
<sup>2</sup> T5-720-4	7762-1048	144	720	.01

Part No.	Product No.	No. of Teeth	Pitch Length (mm)	Wt. Ea. (Lbs.)
<sup>2</sup> T5-725-4	7762-0454	145	725	.01
<sup>2</sup> T5-750-4	7762-1049	150	750	.01
<sup>2</sup> T5-780-4	7762-1050	156	780	.02
<sup>2</sup> T5-800-4	7762-0363	160	800	.02
<sup>2</sup> T5-815-4	7762-1051	163	815	.02
<sup>2</sup> T5-840-4	7762-1052	168	840	.02
<sup>2</sup> T5-850-4	7762-0377	170	850	.02
<sup>2</sup> T5-900-4	7762-1053	180	900	.02
<sup>2</sup> T5-940-4	7762-1054	188	940	.02
<sup>2</sup> T5-990-4	7762-1055	198	990	.02
<sup>2</sup> T5-1075-4	7762-1056	215	1075	.02
<sup>2</sup> T5-1100-4	7762-1057	220	1100	.02
<sup>2</sup> T5-1215-4	7762-1058	243	1215	.02
<sup>2</sup> T5-1315-4	7762-1059	263	1315	.03
<sup>2</sup> T5-1380-4	7762-1060	276	1380	.03

### T5 Pitch — 6mm Wide

Part No.	Product No.	No. of Teeth	Pitch Length (mm)	Wt. Ea. (Lbs.)
T5-165-6	7762-1071	33	165	.01
T5-185-6	7762-1073	37	185	.01
T5-200-6	7762-1074	40	200	.01
T5-215-6	7762-1075	43	215	.01
T5-220-6	7762-1076	44	220	.01
T5-225-6	7762-1077	45	225	.01
T5-245-6	7762-1078	49	245	.01
T5-250-6	7762-1079	50	250	.01
T5-255-6	7762-1080	51	255	.01
T5-260-6	7762-1081	52	260	.01
T5-270-6	7762-1082	54	270	.01
T5-275-6	7762-1083	55	275	.01
T5-280-6	7762-1084	56	280	.01
T5-295-6	7762-1085	59	295	.01
T5-305-6	7762-1086	61	305	.01
T5-330-6	7762-1088	66	330	.01
T5-340-6	7762-1089	68	340	.01
T5-350-6	7762-1090	70	350	.01
T5-355-6	7762-1091	71	355	.01
T5-365-6	7762-1092	73	365	.01
T5-390-6	7762-1093	78	390	.01
T5-400-6	7762-1094	80	400	.01
T5-410-6	7762-1095	82	410	.01
T5-420-6	7762-1096	84	420	.01
T5-445-6	7762-1097	89	445	.01
T5-450-6	7762-1098	90	450	.01
T5-455-6	7762-1099	91	455	.01
T5-475-6	7762-1100	95	475	.01
T5-480-6	7762-1101	96	480	.01
T5-500-6	7762-1102	100	500	.01
T5-510-6	7762-1103	102	510	.01

Part No.	Product No.	No. of Teeth	Pitch Length (mm)	Wt. Ea. (Lbs.)
T5-525-6	7762-1104	105	525	.02
T5-545-6	7762-1105	109	545	.02
T5-550-6	7762-1106	110	550	.02
T5-560-6	7762-1107	112	560	.02
T5-575-6	7762-1108	115	575	.02
T5-610-6	7762-1109	122	610	.02
T5-620-6	7762-1110	124	620	.02
T5-630-6	7762-1111	126	630	.02
T5-640-6	7762-1112	128	640	.02
T5-650-6	7762-1113	130	650	.02
T5-660-6	7762-1114	132	660	.02
T5-675-6	7762-1115	135	675	.02
T5-690-6	7762-1116	138	690	.02
T5-700-6	7762-1117	140	700	.02
T5-720-6	7762-1118	144	720	.02
T5-725-6	7762-0455	145	725	.01
T5-750-6	7762-1119	150	750	.02
T5-780-6	7762-1120	156	780	.02
T5-800-6	7762-0364	160	800	.05
T5-815-6	7762-1121	163	815	.02
T5-840-6	7762-1122	168	840	.02
T5-850-6	7762-0378	170	850	.05
T5-900-6	7762-1123	180	900	.03
T5-940-6	7762-1124	188	940	.03
T5-990-6	7762-1125	198	990	.03
T5-1075-6	7762-1126	215	1075	.03
T5-1100-6	7762-1127	220	1100	.03
T5-1215-6	7762-1128	243	1215	.04
T5-1315-6	7762-1129	263	1315	.04
T5-1380-6	7762-1130	276	1380	.04

### T5 Pitch — 8mm Wide

Part No.	Product No.	No. of Teeth	Pitch Length (mm)	Wt. Ea. (Lbs.)
T5-165-8	7762-1141	33	165	.01
T5-185-8	7762-1143	37	185	.01
T5-200-8	7762-1144	40	200	.01
T5-215-8	7762-1145	43	215	.01

Part No.	Product No.	No. of Teeth	Pitch Length (mm)	Wt. Ea. (Lbs.)
T5-220-8	7762-1146	44	220	.01
T5-225-8	7762-1147	45	225	.01
T5-245-8	7762-1148	49	245	.01
T5-250-8	7762-1149	50	250	.01

<sup>2</sup> MTO Minimum Required. Check with Customer Service for availability.





# Synchro-Power® Polyurethane Belts

SYNCHRO-POWER BELTS

## Product No. Series 7762 (continued)

### T5 Pitch — 8mm Wide (continued)

Part No.	Product No.	No. of Teeth	Pitch Length (mm)	Wt. Ea. (Lbs.)
T5-255-8	7762-1150	51	255	.01
T5-260-8	7762-1151	52	260	.01
T5-270-8	7762-1152	54	270	.01
T5-275-8	7762-1153	55	275	.01
T5-280-8	7762-1154	56	280	.01
T5-295-8	7762-1155	59	295	.01
T5-305-8	7762-1156	61	305	.01
T5-330-8	7762-1158	66	330	.01
T5-340-8	7762-1159	68	340	.01
T5-350-8	7762-1160	70	350	.01
T5-355-8	7762-1161	71	355	.01
T5-365-8	7762-1162	73	365	.01
T5-390-8	7762-1163	78	390	.02
T5-400-8	7762-1164	80	400	.02
T5-410-8	7762-1165	82	410	.02
T5-420-8	7762-1166	84	420	.02
T5-445-8	7762-1167	89	445	.02
T5-450-8	7762-1168	90	450	.02
T5-455-8	7762-1169	91	455	.02
T5-475-8	7762-1170	95	475	.02
T5-480-8	7762-1171	96	480	.02
T5-500-8	7762-1172	100	500	.02
T5-510-8	7762-1173	102	510	.02
T5-525-8	7762-1174	105	525	.02
T5-545-8	7762-1175	109	545	.02
T5-550-8	7762-1176	110	550	.02
T5-560-8	7762-1177	112	560	.02

Part No.	Product No.	No. of Teeth	Pitch Length (mm)	Wt. Ea. (Lbs.)
T5-575-8	7762-1178	115	575	.02
T5-610-8	7762-1179	122	610	.02
T5-620-8	7762-1180	124	620	.02
T5-630-8	7762-1181	126	630	.02
T5-640-8	7762-1182	128	640	.02
T5-650-8	7762-1183	130	650	.03
T5-660-8	7762-1184	132	660	.03
T5-675-8	7762-1185	135	675	.03
T5-690-8	7762-1186	138	690	.03
T5-700-8	7762-1187	140	700	.03
T5-720-8	7762-1188	144	720	.03
T5-725-8	7762-0456	145	725	.01
T5-750-8	7762-1189	150	750	.03
T5-780-8	7762-1190	156	780	.03
T5-800-8	7762-0365	160	800	.01
T5-815-8	7762-1191	163	815	.03
T5-840-8	7762-1192	168	840	.03
T5-850-8	7762-0379	170	850	.05
T5-900-8	7762-1193	180	900	.03
T5-940-8	7762-1194	188	940	.04
T5-990-8	7762-1195	198	990	.04
T5-1075-8	7762-1196	215	1075	.04
T5-1100-8	7762-1197	220	1100	.04
T5-1215-8	7762-1198	243	1215	.05
T5-1315-8	7762-1199	263	1315	.05
T5-1380-8	7762-1200	276	1380	.05

### T5 Pitch — 10mm Wide

Part No.	Product No.	No. of Teeth	Pitch Length (mm)	Wt. Ea. (Lbs.)
T5-165-10	7762-1211	33	165	.01
T5-185-10	7762-1213	37	185	.01
T5-200-10	7762-1214	40	200	.01
T5-215-10	7762-1215	43	215	.01
T5-220-10	7762-1216	44	220	.01
T5-225-10	7762-1217	45	225	.01
T5-245-10	7762-1218	49	245	.01
T5-250-10	7762-1219	50	250	.01
T5-255-10	7762-1220	51	255	.01
T5-260-10	7762-1221	52	260	.01
T5-270-10	7762-1222	54	270	.01
T5-275-10	7762-1223	55	275	.01
T5-280-10	7762-1224	56	280	.01
T5-295-10	7762-1225	59	295	.01
T5-305-10	7762-1226	61	305	.01
T5-330-10	7762-1228	66	330	.02
T5-340-10	7762-1229	68	340	.02
T5-350-10	7762-1230	70	350	.02
T5-355-10	7762-1231	71	355	.02
T5-365-10	7762-1232	73	365	.02
T5-390-10	7762-1233	78	390	.02
T5-400-10	7762-1234	80	400	.02
T5-410-10	7762-1235	82	410	.02
T5-420-10	7762-1236	84	420	.02
T5-445-10	7762-1237	89	445	.02
T5-450-10	7762-1238	90	450	.02
T5-455-10	7762-1239	91	455	.02
T5-475-10	7762-1240	95	475	.02
T5-480-10	7762-1241	96	480	.02

Part No.	Product No.	No. of Teeth	Pitch Length (mm)	Wt. Ea. (Lbs.)
T5-500-10	7762-1242	100	500	.02
T5-510-10	7762-1243	102	510	.02
T5-525-10	7762-1244	105	525	.03
T5-545-10	7762-1245	109	545	.03
T5-550-10	7762-1246	110	550	.03
T5-560-10	7762-1247	112	560	.03
T5-575-10	7762-1248	115	575	.03
T5-610-10	7762-1249	122	610	.03
T5-620-10	7762-1250	124	620	.03
T5-630-10	7762-1251	126	630	.03
T5-640-10	7762-1252	128	640	.03
T5-650-10	7762-1253	130	650	.03
T5-660-10	7762-1254	132	660	.03
T5-675-10	7762-1255	135	675	.03
T5-690-10	7762-1256	138	690	.03
T5-700-10	7762-1257	140	700	.03
T5-720-10	7762-1258	144	720	.03
T5-725-10	7762-0457	145	725	.05
T5-750-10	7762-1259	150	750	.04
T5-780-10	7762-1260	156	780	.04
T5-800-10	7762-0366	160	800	.05
T5-815-10	7762-1261	163	815	.04
T5-840-10	7762-1262	168	840	.04
T5-850-10	7762-0380	170	850	.05
T5-900-10	7762-1263	180	900	.04
T5-940-10	7762-1264	188	940	.05
T5-990-10	7762-1265	198	990	.05
T5-1075-10	7762-1266	215	1075	.05
T5-1100-10	7762-1267	220	1100	.05







# Synchro-Power® Polyurethane Belts

SYNCHRO-POWER BELTS

## Product No. Series 7762 (continued)

### T5 Pitch — 10mm Wide (continued)

Part No.	Product No.	No. of Teeth	Pitch Length (mm)	Wt. Ea. (Lbs.)
T5-1215-10	7762-1268	243	1215	.06
T5-1315-10	7762-1269	263	1315	.06

Part No.	Product No.	No. of Teeth	Pitch Length (mm)	Wt. Ea. (Lbs.)
T5-1380-10	7762-1270	276	1380	.07

### T5 Pitch — 12mm Wide

Part No.	Product No.	No. of Teeth	Pitch Length (mm)	Wt. Ea. (Lbs.)
T5-165-12	7762-1281	33	165	.01
T5-185-12	7762-1283	37	185	.01
T5-200-12	7762-1284	40	200	.01
T5-215-12	7762-1285	43	215	.01
T5-220-12	7762-1286	44	220	.01
T5-225-12	7762-1287	45	225	.01
T5-245-12	7762-1288	49	245	.01
T5-250-12	7762-1289	50	250	.01
T5-255-12	7762-1290	51	255	.01
T5-260-12	7762-1291	52	260	.02
T5-270-12	7762-1292	54	270	.02
T5-275-12	7762-1293	55	275	.02
T5-280-12	7762-1294	56	280	.02
T5-295-12	7762-1295	59	295	.02
T5-305-12	7762-1296	61	305	.02
T5-330-12	7762-1298	66	330	.02
T5-340-12	7762-1299	68	340	.02
T5-350-12	7762-1300	70	350	.02
T5-355-12	7762-1301	71	355	.02
T5-365-12	7762-1302	73	365	.02
T5-390-12	7762-1303	78	390	.02
T5-400-12	7762-1304	80	400	.02
T5-410-12	7762-1305	82	410	.02
T5-420-12	7762-1306	84	420	.02
T5-445-12	7762-1307	89	445	.03
T5-450-12	7762-1308	90	450	.03
T5-455-12	7762-1309	91	455	.03
T5-475-12	7762-1310	95	475	.03
T5-480-12	7762-1311	96	480	.03
T5-500-12	7762-1312	100	500	.03
T5-510-12	7762-1313	102	510	.03

Part No.	Product No.	No. of Teeth	Pitch Length (mm)	Wt. Ea. (Lbs.)
T5-525-12	7762-1314	105	525	.03
T5-545-12	7762-1315	109	545	.03
T5-550-12	7762-1316	110	550	.03
T5-560-12	7762-1317	112	560	.03
T5-575-12	7762-1318	115	575	.03
T5-610-12	7762-1319	122	610	.04
T5-620-12	7762-1320	124	620	.04
T5-630-12	7762-1321	126	630	.04
T5-640-12	7762-1322	128	640	.04
T5-650-12	7762-1323	130	650	.04
T5-660-12	7762-1324	132	660	.04
T5-675-12	7762-1325	135	675	.04
T5-690-12	7762-1326	138	690	.04
T5-700-12	7762-1327	140	700	.04
T5-720-12	7762-1328	144	720	.04
T5-725-12	7762-0458	145	725	.05
T5-750-12	7762-1329	150	750	.04
T5-780-12	7762-1330	156	780	.05
T5-800-12	7762-0367	160	800	.05
T5-815-12	7762-1331	163	815	.05
T5-840-12	7762-1332	168	840	.05
T5-850-12	7762-0381	170	850	.10
T5-900-12	7762-1333	180	900	.05
T5-940-12	7762-1334	188	940	.05
T5-990-12	7762-1335	198	990	.06
T5-1075-12	7762-1336	215	1075	.06
T5-1100-12	7762-1337	220	1100	.06
T5-1215-12	7762-1338	243	1215	.07
T5-1315-12	7762-1339	263	1315	.08
T5-1380-12	7762-1340	276	1380	.08

### T5 Pitch — 16mm Wide

Part No.	Product No.	No. of Teeth	Pitch Length (mm)	Wt. Ea. (Lbs.)
T5-165-16	7762-1351	33	165	.01
T5-185-16	7762-1353	37	185	.01
T5-200-16	7762-1354	40	200	.02
T5-215-16	7762-1355	43	215	.02
T5-220-16	7762-1356	44	220	.02
T5-225-16	7762-1357	45	225	.02
T5-245-16	7762-1358	49	245	.02
T5-250-16	7762-1359	50	250	.02
T5-255-16	7762-1360	51	255	.02
T5-260-16	7762-1361	52	260	.02
T5-270-16	7762-1362	54	270	.02
T5-275-16	7762-1363	55	275	.02
T5-280-16	7762-1364	56	280	.02
T5-295-16	7762-1365	59	295	.02
T5-305-16	7762-1366	61	305	.02
T5-330-16	7762-1368	66	330	.03
T5-340-16	7762-1369	68	340	.03
T5-350-16	7762-1370	70	350	.03

Part No.	Product No.	No. of Teeth	Pitch Length (mm)	Wt. Ea. (Lbs.)
T5-355-16	7762-1371	71	355	.03
T5-365-16	7762-1372	73	365	.03
T5-390-16	7762-1373	78	390	.03
T5-400-16	7762-1374	80	400	.03
T5-410-16	7762-1375	82	410	.03
T5-420-16	7762-1376	84	420	.03
T5-445-16	7762-1377	89	445	.03
T5-450-16	7762-1378	90	450	.03
T5-455-16	7762-1379	91	455	.04
T5-475-16	7762-1380	95	475	.04
T5-480-16	7762-1381	96	480	.04
T5-500-16	7762-1382	100	500	.04
T5-510-16	7762-1383	102	510	.04
T5-525-16	7762-1384	105	525	.04
T5-545-16	7762-1385	109	545	.04
T5-550-16	7762-1386	110	550	.04
T5-560-16	7762-1387	112	560	.04
T5-575-16	7762-1388	115	575	.04





# Synchro-Power® Polyurethane Belts

## Product No. Series 7762 (continued)

### T5 Pitch — 16mm Wide (continued)

Part No.	Product No.	No. of Teeth	Pitch Length (mm)	Wt. Ea. (Lbs.)
T5-610-16	7762-1389	122	610	.05
T5-620-16	7762-1390	124	620	.05
T5-630-16	7762-1391	126	630	.05
T5-640-16	7762-1392	128	640	.05
T5-650-16	7762-1393	130	650	.05
T5-660-16	7762-1394	132	660	.05
T5-675-16	7762-1395	135	675	.05
T5-690-16	7762-1396	138	690	.05
T5-700-16	7762-1397	140	700	.05
T5-720-16	7762-1398	144	720	.06
T5-725-16	7762-0459	145	725	.10
T5-750-16	7762-1399	150	750	.06
T5-780-16	7762-1400	156	780	.06

Part No.	Product No.	No. of Teeth	Pitch Length (mm)	Wt. Ea. (Lbs.)
T5-800-16	7762-0369	160	800	.10
T5-815-16	7762-1401	163	815	.06
T5-840-16	7762-1402	168	840	.06
T5-850-16	7762-0383	170	850	.10
T5-900-16	7762-1403	180	900	.07
T5-940-16	7762-1404	188	940	.07
T5-990-16	7762-1405	198	990	.08
T5-1075-16	7762-1406	215	1075	.08
T5-1100-16	7762-1407	220	1100	.08
T5-1215-16	7762-1408	243	1215	.09
T5-1315-16	7762-1409	263	1315	.10
T5-1380-16	7762-1410	276	1380	.11

### T5 Pitch — 20mm Wide

Part No.	Product No.	No. of Teeth	Pitch Length (mm)	Wt. Ea. (Lbs.)
T5-165-20	7762-1421	33	165	.02
T5-185-20	7762-1423	37	185	.02
T5-200-20	7762-1424	40	200	.02
T5-215-20	7762-1425	43	215	.02
T5-220-20	7762-1426	44	220	.02
T5-225-20	7762-1427	45	225	.02
T5-245-20	7762-1428	49	245	.02
T5-250-20	7762-1429	50	250	.02
T5-255-20	7762-1430	51	255	.02
T5-260-20	7762-1431	52	260	.03
T5-270-20	7762-1432	54	270	.03
T5-275-20	7762-1433	55	275	.03
T5-280-20	7762-1434	56	280	.03
T5-295-20	7762-1435	59	295	.03
T5-305-20	7762-1436	61	305	.03
T5-330-20	7762-1438	66	330	.03
T5-340-20	7762-1439	68	340	.03
T5-350-20	7762-1440	70	350	.03
T5-355-20	7762-1441	71	355	.03
T5-365-20	7762-1442	73	365	.04
T5-390-20	7762-1443	78	390	.04
T5-400-20	7762-1444	80	400	.04
T5-410-20	7762-1445	82	410	.04
T5-420-20	7762-1446	84	420	.04
T5-445-20	7762-1447	89	445	.04
T5-450-20	7762-1448	90	450	.04
T5-455-20	7762-1449	91	455	.04
T5-475-20	7762-1450	95	475	.05
T5-480-20	7762-1451	96	480	.05
T5-500-20	7762-1452	100	500	.05
T5-510-20	7762-1453	102	510	.05

Part No.	Product No.	No. of Teeth	Pitch Length (mm)	Wt. Ea. (Lbs.)
T5-525-20	7762-1454	105	525	.05
T5-545-20	7762-1455	109	545	.05
T5-550-20	7762-1456	110	550	.05
T5-560-20	7762-1457	112	560	.05
T5-575-20	7762-1458	115	575	.06
T5-610-20	7762-1459	122	610	.06
T5-620-20	7762-1460	124	620	.06
T5-630-20	7762-1461	126	630	.06
T5-640-20	7762-1462	128	640	.06
T5-650-20	7762-1463	130	650	.06
T5-660-20	7762-1464	132	660	.06
T5-675-20	7762-1465	135	675	.06
T5-690-20	7762-1466	138	690	.07
T5-700-20	7762-1467	140	700	.07
T5-720-20	7762-1468	144	720	.07
T5-725-20	7762-0460	145	725	.10
T5-750-20	7762-1469	150	750	.07
T5-780-20	7762-1470	156	780	.08
T5-800-20	7762-0370	160	800	.10
T5-815-20	7762-1471	163	815	.08
T5-840-20	7762-1472	168	840	.08
T5-850-20	7762-0384	170	850	.10
T5-900-20	7762-1473	180	900	.09
T5-940-20	7762-1474	188	940	.09
T5-990-20	7762-1475	198	990	.10
T5-1075-20	7762-1476	215	1075	.10
T5-1100-20	7762-1477	220	1100	.11
T5-1215-20	7762-1478	243	1215	.12
T5-1315-20	7762-1479	263	1315	.13
T5-1380-20	7762-1480	276	1380	.13

### T5 Pitch — 25mm Wide

Part No.	Product No.	No. of Teeth	Pitch Length (mm)	Wt. Ea. (Lbs.)
T5-165-25	7762-1491	33	165	.02
T5-185-25	7762-1493	37	185	.02
T5-200-25	7762-1494	40	200	.02
T5-215-25	7762-1495	43	215	.03
T5-220-25	7762-1496	44	220	.03
T5-225-25	7762-1497	45	225	.03
T5-245-25	7762-1498	49	245	.03

Part No.	Product No.	No. of Teeth	Pitch Length (mm)	Wt. Ea. (Lbs.)
T5-250-25	7762-1499	50	250	.03
T5-255-25	7762-1500	51	255	.03
T5-260-25	7762-1501	52	260	.03
T5-270-25	7762-1502	54	270	.03
T5-275-25	7762-1503	55	275	.03
T5-280-25	7762-1504	56	280	.03
T5-295-25	7762-1505	59	295	.04





# Synchro-Power® Polyurethane Belts

SYNCHRO-POWER BELTS

## Product No. Series 7762 (continued)

### T5 Pitch — 25mm Wide (continued)

Part No.	Product No.	No. of Teeth	Pitch Length (mm)	Wt. Ea. (Lbs.)
T5-305-25	7762-1506	61	305	.04
T5-330-25	7762-1508	66	330	.04
T5-340-25	7762-1509	68	340	.04
T5-350-25	7762-1510	70	350	.04
T5-355-25	7762-1511	71	355	.04
T5-365-25	7762-1512	73	365	.04
T5-390-25	7762-1513	78	390	.05
T5-400-25	7762-1514	80	400	.05
T5-410-25	7762-1515	82	410	.05
T5-420-25	7762-1516	84	420	.05
T5-445-25	7762-1517	89	445	.05
T5-450-25	7762-1518	90	450	.05
T5-455-25	7762-1519	91	455	.05
T5-475-25	7762-1520	95	475	.06
T5-480-25	7762-1521	96	480	.06
T5-500-25	7762-1522	100	500	.06
T5-510-25	7762-1523	102	510	.06
T5-525-25	7762-1524	105	525	.06
T5-545-25	7762-1525	109	545	.07
T5-550-25	7762-1526	110	550	.07
T5-560-25	7762-1527	112	560	.07
T5-575-25	7762-1528	115	575	.07
T5-610-25	7762-1529	122	610	.07
T5-620-25	7762-1530	124	620	.07

Part No.	Product No.	No. of Teeth	Pitch Length (mm)	Wt. Ea. (Lbs.)
T5-630-25	7762-1531	126	630	.08
T5-640-25	7762-1532	128	640	.08
T5-650-25	7762-1533	130	650	.08
T5-660-25	7762-1534	132	660	.08
T5-675-25	7762-1535	135	675	.08
T5-690-25	7762-1536	138	690	.08
T5-700-25	7762-1537	140	700	.08
T5-720-25	7762-1538	144	720	.09
T5-725-25	7762-0461	145	725	.10
T5-750-25	7762-1539	150	750	.09
T5-780-25	7762-1540	156	780	.09
T5-800-25	7762-0371	160	800	.15
T5-815-25	7762-1541	163	815	.10
T5-840-25	7762-1542	168	840	.10
T5-850-25	7762-0385	170	850	.15
T5-900-25	7762-1543	180	900	.11
T5-940-25	7762-1544	188	940	.11
T5-990-25	7762-1545	198	990	.12
T5-1075-25	7762-1546	215	1075	.13
T5-1100-25	7762-1547	220	1100	.13
T5-1215-25	7762-1548	243	1215	.15
T5-1315-25	7762-1549	263	1315	.16
T5-1380-25	7762-1550	276	1380	.17

### T5 Pitch — 32mm Wide

Part No.	Product No.	No. of Teeth	Pitch Length (mm)	Wt. Ea. (Lbs.)
T5-165-32	7762-1561	33	165	.03
T5-185-32	7762-1563	37	185	.03
T5-200-32	7762-1564	40	200	.03
T5-215-32	7762-1565	43	215	.03
T5-220-32	7762-1566	44	220	.03
T5-225-32	7762-1567	45	225	.03
T5-245-32	7762-1568	49	245	.04
T5-250-32	7762-1569	50	250	.04
T5-255-32	7762-1570	51	255	.04
T5-260-32	7762-1571	52	260	.04
T5-270-32	7762-1572	54	270	.04
T5-275-32	7762-1573	55	275	.04
T5-280-32	7762-1574	56	280	.04
T5-295-32	7762-1575	59	295	.05
T5-305-32	7762-1576	61	305	.05
T5-330-32	7762-1578	66	330	.05
T5-340-32	7762-1579	68	340	.05
T5-350-32	7762-1580	70	350	.05
T5-355-32	7762-1581	71	355	.05
T5-365-32	7762-1582	73	365	.06
T5-390-32	7762-1583	78	390	.06
T5-400-32	7762-1584	80	400	.06
T5-410-32	7762-1585	82	410	.06
T5-420-32	7762-1586	84	420	.06
T5-445-32	7762-1587	89	445	.07
T5-450-32	7762-1588	90	450	.07
T5-455-32	7762-1589	91	455	.07
T5-475-32	7762-1590	95	475	.07
T5-480-32	7762-1591	96	480	.07
T5-500-32	7762-1592	100	500	.08
T5-510-32	7762-1593	102	510	.08

Part No.	Product No.	No. of Teeth	Pitch Length (mm)	Wt. Ea. (Lbs.)
T5-525-32	7762-1594	105	525	.08
T5-545-32	7762-1595	109	545	.08
T5-550-32	7762-1596	110	550	.08
T5-560-32	7762-1597	112	560	.09
T5-575-32	7762-1598	115	575	.09
T5-610-32	7762-1599	122	610	.09
T5-620-32	7762-1600	124	620	.10
T5-630-32	7762-1601	126	630	.10
T5-640-32	7762-1602	128	640	.10
T5-650-32	7762-1603	130	650	.10
T5-660-32	7762-1604	132	660	.10
T5-675-32	7762-1605	135	675	.10
T5-690-32	7762-1606	138	690	.11
T5-700-32	7762-1607	140	700	.11
T5-720-32	7762-1608	144	720	.11
T5-725-32	7762-0462	145	725	.11
T5-750-32	7762-1609	150	750	.12
T5-780-32	7762-1610	156	780	.12
T5-800-32	7762-0372	160	800	.13
T5-815-32	7762-1611	163	815	.13
T5-840-32	7762-1612	168	840	.13
T5-850-32	7762-0386	170	850	.13
T5-900-32	7762-1613	180	900	.14
T5-940-32	7762-1614	188	940	.14
T5-990-32	7762-1615	198	990	.15
T5-1075-32	7762-1616	215	1075	.17
T5-1100-32	7762-1617	220	1100	.17
T5-1215-32	7762-1618	243	1215	.19
T5-1315-32	7762-1619	263	1315	.20
T5-1380-32	7762-1620	276	1380	.21





# Synchro-Power® Polyurethane Belts

SYNCHRO-POWER BELTS

## Product No. Series 7762 (continued)

### T5 Pitch — 50mm Wide

Part No.	Product No.	No. of Teeth	Pitch Length (mm)	Wt. Ea. (Lbs.)
<sup>2</sup> T5-165-50	7762-1631	33	165	.04
<sup>2</sup> T5-185-50	7762-1633	37	185	.04
<sup>2</sup> T5-200-50	7762-1634	40	200	.05
<sup>2</sup> T5-215-50	7762-1635	43	215	.05
<sup>2</sup> T5-220-50	7762-1636	44	220	.05
<sup>2</sup> T5-225-50	7762-1637	45	225	.05
<sup>2</sup> T5-245-50	7762-1638	49	245	.06
<sup>2</sup> T5-250-50	7762-1639	50	250	.06
<sup>2</sup> T5-255-50	7762-1640	51	255	.06
<sup>2</sup> T5-260-50	7762-1641	52	260	.06
<sup>2</sup> T5-270-50	7762-1642	54	270	.06
<sup>2</sup> T5-275-50	7762-1643	55	275	.07
<sup>2</sup> T5-280-50	7762-1644	56	280	.07
<sup>2</sup> T5-295-50	7762-1645	59	295	.07
<sup>2</sup> T5-305-50	7762-1646	61	305	.07
<sup>2</sup> T5-330-50	7762-1648	66	330	.08
<sup>2</sup> T5-340-50	7762-1649	68	340	.08
<sup>2</sup> T5-350-50	7762-1650	70	350	.08
<sup>2</sup> T5-355-50	7762-1651	71	355	.09
<sup>2</sup> T5-365-50	7762-1652	73	365	.09
<sup>2</sup> T5-390-50	7762-1653	78	390	.09
<sup>2</sup> T5-400-50	7762-1654	80	400	.10
<sup>2</sup> T5-410-50	7762-1655	82	410	.10
<sup>2</sup> T5-420-50	7762-1656	84	420	.10
<sup>2</sup> T5-445-50	7762-1657	89	445	.11
<sup>2</sup> T5-450-50	7762-1658	90	450	.11
<sup>2</sup> T5-455-50	7762-1659	91	455	.11
<sup>2</sup> T5-475-50	7762-1660	95	475	.11
<sup>2</sup> T5-480-50	7762-1661	96	480	.12
<sup>2</sup> T5-500-50	7762-1662	100	500	.12
<sup>2</sup> T5-510-50	7762-1663	102	510	.12

Part No.	Product No.	No. of Teeth	Pitch Length (mm)	Wt. Ea. (Lbs.)
<sup>2</sup> T5-525-50	7762-1664	105	525	.13
<sup>2</sup> T5-545-50	7762-1665	109	545	.13
<sup>2</sup> T5-550-50	7762-1666	110	550	.13
<sup>2</sup> T5-560-50	7762-1667	112	560	.13
<sup>2</sup> T5-575-50	7762-1668	115	575	.14
<sup>2</sup> T5-610-50	7762-1669	122	610	.15
<sup>2</sup> T5-620-50	7762-1670	124	620	.15
<sup>2</sup> T5-630-50	7762-1671	126	630	.15
<sup>2</sup> T5-640-50	7762-1672	128	640	.15
<sup>2</sup> T5-650-50	7762-1673	130	650	.16
<sup>2</sup> T5-660-50	7762-1674	132	660	.16
<sup>2</sup> T5-675-50	7762-1675	135	675	.16
<sup>2</sup> T5-690-50	7762-1676	138	690	.17
<sup>2</sup> T5-700-50	7762-1677	140	700	.17
<sup>2</sup> T5-720-50	7762-1678	144	720	.17
<sup>2</sup> T5-725-50	7762-0463	145	725	.17
<sup>2</sup> T5-750-50	7762-1679	150	750	.18
<sup>2</sup> T5-780-50	7762-1680	156	780	.19
<sup>2</sup> T5-800-50	7762-0373	160	800	.20
<sup>2</sup> T5-815-50	7762-1681	163	815	.20
<sup>2</sup> T5-840-50	7762-1682	168	840	.20
<sup>2</sup> T5-850-50	7762-0387	170	850	.20
<sup>2</sup> T5-900-50	7762-1683	180	900	.22
<sup>2</sup> T5-940-50	7762-1684	188	940	.23
<sup>2</sup> T5-990-50	7762-1685	198	990	.24
<sup>2</sup> T5-1075-50	7762-1686	215	1075	.26
<sup>2</sup> T5-1100-50	7762-1687	220	1100	.26
<sup>2</sup> T5-1215-50	7762-1688	243	1215	.29
<sup>2</sup> T5-1315-50	7762-1689	263	1315	.32
<sup>2</sup> T5-1380-50	7762-1690	276	1380	.33

### T5 Pitch — 75mm Wide

Part No.	Product No.	No. of Teeth	Pitch Length (mm)	Wt. Ea. (Lbs.)
<sup>2</sup> T5-165-75	7762-1701	33	165	.06
<sup>2</sup> T5-185-75	7762-1703	37	185	.07
<sup>2</sup> T5-200-75	7762-1704	40	200	.07
<sup>2</sup> T5-215-75	7762-1705	43	215	.08
<sup>2</sup> T5-220-75	7762-1706	44	220	.08
<sup>2</sup> T5-225-75	7762-1707	45	225	.08
<sup>2</sup> T5-245-75	7762-1708	49	245	.09
<sup>2</sup> T5-250-75	7762-1709	50	250	.09
<sup>2</sup> T5-255-75	7762-1710	51	255	.09
<sup>2</sup> T5-260-75	7762-1711	52	260	.09
<sup>2</sup> T5-270-75	7762-1712	54	270	.10
<sup>2</sup> T5-275-75	7762-1713	55	275	.10
<sup>2</sup> T5-280-75	7762-1714	56	280	.10
<sup>2</sup> T5-295-75	7762-1715	59	295	.11
<sup>2</sup> T5-305-75	7762-1716	61	305	.11
<sup>2</sup> T5-330-75	7762-1718	66	330	.12
<sup>2</sup> T5-340-75	7762-1719	68	340	.12
<sup>2</sup> T5-350-75	7762-1720	70	350	.13
<sup>2</sup> T5-355-75	7762-1721	71	355	.13
<sup>2</sup> T5-365-75	7762-1722	73	365	.13
<sup>2</sup> T5-390-75	7762-1723	78	390	.14
<sup>2</sup> T5-400-75	7762-1724	80	400	.14
<sup>2</sup> T5-410-75	7762-1725	82	410	.15
<sup>2</sup> T5-420-75	7762-1726	84	420	.15
<sup>2</sup> T5-445-75	7762-1727	89	445	.16

Part No.	Product No.	No. of Teeth	Pitch Length (mm)	Wt. Ea. (Lbs.)
<sup>2</sup> T5-450-75	7762-1728	90	450	.16
<sup>2</sup> T5-455-75	7762-1729	91	455	.16
<sup>2</sup> T5-475-75	7762-1730	95	475	.17
<sup>2</sup> T5-480-75	7762-1731	96	480	.17
<sup>2</sup> T5-500-75	7762-1732	100	500	.18
<sup>2</sup> T5-510-75	7762-1733	102	510	.18
<sup>2</sup> T5-525-75	7762-1734	105	525	.19
<sup>2</sup> T5-545-75	7762-1735	109	545	.20
<sup>2</sup> T5-550-75	7762-1736	110	550	.20
<sup>2</sup> T5-560-75	7762-1737	112	560	.20
<sup>2</sup> T5-575-75	7762-1738	115	575	.21
<sup>2</sup> T5-610-75	7762-1739	122	610	.22
<sup>2</sup> T5-620-75	7762-1740	124	620	.22
<sup>2</sup> T5-630-75	7762-1741	126	630	.23
<sup>2</sup> T5-640-75	7762-1742	128	640	.23
<sup>2</sup> T5-650-75	7762-1743	130	650	.23
<sup>2</sup> T5-660-75	7762-1744	132	660	.24
<sup>2</sup> T5-675-75	7762-1745	135	675	.24
<sup>2</sup> T5-690-75	7762-1746	138	690	.25
<sup>2</sup> T5-700-75	7762-1747	140	700	.25
<sup>2</sup> T5-720-75	7762-1748	144	720	.26
<sup>2</sup> T5-725-75	7762-0464	145	725	.26
<sup>2</sup> T5-750-75	7762-1749	150	750	.27
<sup>2</sup> T5-780-75	7762-1750	156	780	.28
<sup>2</sup> T5-800-75	7762-0374	160	800	.29

<sup>2</sup> MTO Minimum Required. Check with Customer Service for availability.





# Synchro-Power® Polyurethane Belts

SYNCHRO-POWER BELTS

## Product No. Series 7762 (continued)

### T5 Pitch — 75mm Wide (continued)

Part No.	Product No.	No. of Teeth	Pitch Length (mm)	Wt. Ea. (Lbs.)
<sup>2</sup> T5-815-75	7762-1751	163	815	.29
<sup>2</sup> T5-840-75	7762-1752	168	840	.30
<sup>2</sup> T5-850-75	7762-0388	170	850	.30
<sup>2</sup> T5-900-75	7762-1753	180	900	.32
<sup>2</sup> T5-940-75	7762-1754	188	940	.34
<sup>2</sup> T5-990-75	7762-1755	198	990	.36

Part No.	Product No.	No. of Teeth	Pitch Length (mm)	Wt. Ea. (Lbs.)
<sup>2</sup> T5-1075-75	7762-1756	215	1075	.39
<sup>2</sup> T5-1100-75	7762-1757	220	1100	.40
<sup>2</sup> T5-1215-75	7762-1758	243	1215	.44
<sup>2</sup> T5-1315-75	7762-1759	263	1315	.47
<sup>2</sup> T5-1380-75	7762-1760	276	1380	.50

### T5 Pitch — 200mm Wide

Part No.	Product No.	No. of Teeth	Pitch Length (mm)	Wt. Ea. (Lbs.)
<sup>2</sup> T5-165-200	7762-1771	33	165	.16
<sup>2</sup> T5-185-200	7762-1773	37	185	.18
<sup>2</sup> T5-200-200	7762-1774	40	200	.19
<sup>2</sup> T5-215-200	7762-1775	43	215	.21
<sup>2</sup> T5-220-200	7762-1776	44	220	.21
<sup>2</sup> T5-225-200	7762-1777	45	225	.22
<sup>2</sup> T5-245-200	7762-1778	49	245	.24
<sup>2</sup> T5-250-200	7762-1779	50	250	.24
<sup>2</sup> T5-255-200	7762-1780	51	255	.25
<sup>2</sup> T5-260-200	7762-1781	52	260	.25
<sup>2</sup> T5-270-200	7762-1782	54	270	.26
<sup>2</sup> T5-275-200	7762-1783	55	275	.26
<sup>2</sup> T5-280-200	7762-1784	56	280	.27
<sup>2</sup> T5-295-200	7762-1785	59	295	.28
<sup>2</sup> T5-305-200	7762-1786	61	305	.29
<sup>2</sup> T5-330-200	7762-1788	66	330	.32
<sup>2</sup> T5-340-200	7762-1789	68	340	.33
<sup>2</sup> T5-350-200	7762-1790	70	350	.34
<sup>2</sup> T5-355-200	7762-1791	71	355	.34
<sup>2</sup> T5-365-200	7762-1792	73	365	.35
<sup>2</sup> T5-390-200	7762-1793	78	390	.38
<sup>2</sup> T5-400-200	7762-1794	80	400	.38
<sup>2</sup> T5-410-200	7762-1795	82	410	.39
<sup>2</sup> T5-420-200	7762-1796	84	420	.40
<sup>2</sup> T5-445-200	7762-1797	89	445	.43
<sup>2</sup> T5-450-200	7762-1798	90	450	.43
<sup>2</sup> T5-455-200	7762-1799	91	455	.44
<sup>2</sup> T5-475-200	7762-1800	95	475	.46
<sup>2</sup> T5-480-200	7762-1801	96	480	.46
<sup>2</sup> T5-500-200	7762-1802	100	500	.48

Part No.	Product No.	No. of Teeth	Pitch Length (mm)	Wt. Ea. (Lbs.)
<sup>2</sup> T5-510-200	7762-1803	102	510	.49
<sup>2</sup> T5-525-200	7762-1804	105	525	.51
<sup>2</sup> T5-545-200	7762-1805	109	545	.52
<sup>2</sup> T5-550-200	7762-1806	110	550	.53
<sup>2</sup> T5-560-200	7762-1807	112	560	.54
<sup>2</sup> T5-575-200	7762-1808	115	575	.55
<sup>2</sup> T5-610-200	7762-1809	122	610	.59
<sup>2</sup> T5-620-200	7762-1810	124	620	.60
<sup>2</sup> T5-630-200	7762-1811	126	630	.61
<sup>2</sup> T5-640-200	7762-1812	128	640	.62
<sup>2</sup> T5-650-200	7762-1813	130	650	.63
<sup>2</sup> T5-660-200	7762-1814	132	660	.63
<sup>2</sup> T5-690-200	7762-1816	138	690	.66
<sup>2</sup> T5-700-200	7762-1817	140	700	.67
<sup>2</sup> T5-720-200	7762-1818	144	720	.69
<sup>2</sup> T5-725-200	7762-0465	145	725	.69
<sup>2</sup> T5-750-200	7762-1819	150	750	.72
<sup>2</sup> T5-780-200	7762-1820	156	780	.75
<sup>2</sup> T5-800-200	7762-0376	160	800	.77
<sup>2</sup> T5-815-200	7762-1821	163	815	.78
<sup>2</sup> T5-840-200	7762-1822	168	840	.81
<sup>2</sup> T5-850-200	7762-0390	170	850	.82
<sup>2</sup> T5-900-200	7762-1823	180	900	.87
<sup>2</sup> T5-940-200	7762-1824	188	940	.90
<sup>2</sup> T5-990-200	7762-1825	198	990	.95
<sup>2</sup> T5-1075-200	7762-1826	215	1075	1.03
<sup>2</sup> T5-1100-200	7762-1827	220	1100	1.06
<sup>2</sup> T5-1215-200	7762-1828	243	1215	1.17
<sup>2</sup> T5-1315-200	7762-1829	263	1315	1.26
<sup>2</sup> T5-1380-200	7762-1830	276	1380	1.33

### T10 Pitch — 10mm Wide

Part No.	Product No.	No. of Teeth	Pitch Length (mm)	Wt. Ea. (Lbs.)
T10-260-10	7762-2000	26	260	.03
T10-370-10	7762-2001	37	370	.04
T10-400-10	7762-2002	40	400	.04
T10-410-10	7762-2003	41	410	.04
T10-440-10	7762-2004	44	440	.04
T10-450-10	7762-2005	45	450	.05
T10-500-10	7762-2006	50	500	.05
T10-530-10	7762-2007	53	530	.05
T10-560-10	7762-2008	56	560	.06
T10-600-10	7762-2009	60	600	.06
T10-610-10	7762-2010	61	610	.06
T10-630-10	7762-2011	63	630	.06
T10-660-10	7762-2012	66	660	.07
T10-690-10	7762-2013	69	690	.07
T10-700-10	7762-2014	70	700	.07

Part No.	Product No.	No. of Teeth	Pitch Length (mm)	Wt. Ea. (Lbs.)
T10-720-10	7762-2015	72	720	.07
T10-750-10	7762-2017	75	750	.08
T10-780-10	7762-2018	78	780	.08
T10-800-10	7762-0326	80	800	.10
T10-810-10	7762-2019	81	810	.08
T10-840-10	7762-2020	84	840	.08
T10-880-10	7762-2021	88	880	.09
T10-890-10	7762-2022	89	890	.09
T10-900-10	7762-2023	90	900	.09
T10-910-10	7762-2024	91	910	.09
T10-920-10	7762-2025	92	920	.09
T10-950-10	7762-0339	95	950	.10
T10-960-10	7762-2026	96	960	.10
T10-970-10	7762-2027	97	970	.10
T10-980-10	7762-2028	98	980	.10

<sup>2</sup> MTO Minimum Required. Check with Customer Service for availability.





# Synchro-Power® Polyurethane Belts

## Product No. Series 7762 (continued)

### T10 Pitch — 10mm Wide (continued)

Part No.	Product No.	No. of Teeth	Pitch Length (mm)	Wt. Ea. (Lbs.)
T10-1000-10	7762-0352	100	1000	.15
T10-1010-10	7762-2029	101	1010	.10
T10-1080-10	7762-2030	108	1080	.11
T10-1100-10	7762-2031	110	1100	.11
T10-1110-10	7762-2032	111	1110	.11
T10-1140-10	7762-2033	114	1140	.11
T10-1150-10	7762-2034	115	1150	.12
T10-1210-10	7762-2035	121	1210	.12
T10-1240-10	7762-2036	124	1240	.12
T10-1250-10	7762-2037	125	1250	.13
T10-1300-10	7762-2038	130	1300	.13
T10-1320-10	7762-2039	132	1320	.13
T10-1350-10	7762-2040	135	1350	.14

Part No.	Product No.	No. of Teeth	Pitch Length (mm)	Wt. Ea. (Lbs.)
T10-1390-10	7762-2041	139	1390	.14
T10-1400-10	7762-2042	140	1400	.14
T10-1420-10	7762-2043	142	1420	.14
T10-1450-10	7762-2044	145	1450	.15
T10-1460-10	7762-2045	146	1460	.15
T10-1500-10	7762-2046	150	1500	.15
T10-1560-10	7762-2047	156	1600	.16
T10-1610-10	7762-2048	161	1610	.16
T10-1750-10	7762-2049	175	1750	.18
T10-1780-10	7762-2050	178	1780	.18
T10-1880-10	7762-2051	188	1880	.19
T10-1960-10	7762-2052	196	1960	.20
T10-2250-10	7762-2053	225	2250	.23

### T10 Pitch — 12mm Wide

Part No.	Product No.	No. of Teeth	Pitch Length (mm)	Wt. Ea. (Lbs.)
<sup>2</sup> T10-260-12	7762-2054	26	260	.03
<sup>2</sup> T10-370-12	7762-2055	37	370	.04
<sup>2</sup> T10-400-12	7762-2056	40	400	.05
<sup>2</sup> T10-410-12	7762-2057	41	410	.05
<sup>2</sup> T10-440-12	7762-2058	44	440	.05
<sup>2</sup> T10-450-12	7762-2059	45	450	.05
<sup>2</sup> T10-500-12	7762-2060	50	500	.06
<sup>2</sup> T10-530-12	7762-2061	53	530	.06
<sup>2</sup> T10-560-12	7762-2062	56	560	.07
<sup>2</sup> T10-600-12	7762-2063	60	600	.07
<sup>2</sup> T10-610-12	7762-2064	61	610	.07
<sup>2</sup> T10-630-12	7762-2065	63	630	.08
<sup>2</sup> T10-660-12	7762-2066	66	660	.08
<sup>2</sup> T10-690-12	7762-2067	69	690	.08
<sup>2</sup> T10-700-12	7762-2068	70	700	.08
<sup>2</sup> T10-720-12	7762-2069	72	720	.09
<sup>2</sup> T10-750-12	7762-2071	75	750	.09
<sup>2</sup> T10-780-12	7762-2072	78	780	.09
<sup>2</sup> T10-800-12	7762-0327	80	800	.10
<sup>2</sup> T10-810-12	7762-2073	81	810	.10
<sup>2</sup> T10-840-12	7762-2074	84	840	.10
<sup>2</sup> T10-880-12	7762-2075	88	880	.11
<sup>2</sup> T10-890-12	7762-2076	89	890	.11
<sup>2</sup> T10-900-12	7762-2077	90	900	.11
<sup>2</sup> T10-910-12	7762-2078	91	910	.11
<sup>2</sup> T10-920-12	7762-2079	92	920	.11
<sup>2</sup> T10-950-12	7762-0340	95	950	.12
<sup>2</sup> T10-960-12	7762-2080	96	960	.12

Part No.	Product No.	No. of Teeth	Pitch Length (mm)	Wt. Ea. (Lbs.)
<sup>2</sup> T10-970-12	7762-2081	97	970	.12
<sup>2</sup> T10-980-12	7762-2082	98	980	.12
<sup>2</sup> T10-1000-12	7762-0353	100	1000	.12
<sup>2</sup> T10-1010-12	7762-2083	101	1010	.12
<sup>2</sup> T10-1080-12	7762-2084	108	1080	.13
<sup>2</sup> T10-1100-12	7762-2085	110	1100	.13
<sup>2</sup> T10-1110-12	7762-2086	111	1110	.13
<sup>2</sup> T10-1140-12	7762-2087	114	1140	.14
<sup>2</sup> T10-1150-12	7762-2088	115	1150	.14
<sup>2</sup> T10-1210-12	7762-2089	121	1210	.15
<sup>2</sup> T10-1240-12	7762-2090	124	1240	.15
<sup>2</sup> T10-1250-12	7762-2091	125	1250	.15
<sup>2</sup> T10-1300-12	7762-2092	130	1300	.16
<sup>2</sup> T10-1320-12	7762-2093	132	1320	.16
<sup>2</sup> T10-1350-12	7762-2094	135	1350	.16
<sup>2</sup> T10-1390-12	7762-2095	139	1390	.17
<sup>2</sup> T10-1400-12	7762-2096	140	1400	.17
<sup>2</sup> T10-1420-12	7762-2097	142	1420	.17
<sup>2</sup> T10-1450-12	7762-2098	145	1450	.17
<sup>2</sup> T10-1460-12	7762-2099	146	1460	.18
<sup>2</sup> T10-1500-12	7762-2100	150	1500	.18
<sup>2</sup> T10-1560-12	7762-2101	156	1560	.19
<sup>2</sup> T10-1610-12	7762-2102	161	1610	.19
<sup>2</sup> T10-1750-12	7762-2103	175	1750	.21
<sup>2</sup> T10-1780-12	7762-2104	178	1780	.21
<sup>2</sup> T10-1880-12	7762-2105	188	1880	.23
<sup>2</sup> T10-1960-12	7762-2106	196	1960	.24
<sup>2</sup> T10-2250-12	7762-2107	225	2250	.27

### T10 Pitch — 16mm Wide

Part No.	Product No.	No. of Teeth	Pitch Length (mm)	Wt. Ea. (Lbs.)
T10-260-16	7762-2165	26	260	.04
T10-370-16	7762-2166	37	370	.06
T10-400-16	7762-2167	40	400	.06
T10-410-16	7762-2168	41	410	.07
T10-440-16	7762-2169	44	440	.07
T10-450-16	7762-2170	45	450	.07
T10-500-16	7762-2171	50	500	.08
T10-530-16	7762-2172	53	530	.09
T10-560-16	7762-2173	56	560	.09
T10-600-16	7762-2174	60	600	.10

Part No.	Product No.	No. of Teeth	Pitch Length (mm)	Wt. Ea. (Lbs.)
T10-610-16	7762-2175	61	610	.10
T10-630-16	7762-2176	63	630	.10
T10-660-16	7762-2177	66	660	.11
T10-690-16	7762-2178	69	690	.11
T10-700-16	7762-2179	70	700	.11
T10-720-16	7762-2180	72	720	.12
T10-750-16	7762-2182	75	750	.12
T10-780-16	7762-2183	78	780	.13
T10-800-16	7762-0329	80	800	.15
T10-810-16	7762-2184	81	810	.13

<sup>2</sup> MTO Minimum Required. Check with Customer Service for availability.





# Synchro-Power® Polyurethane Belts

SYNCHRO-POWER BELTS

## Product No. Series 7762 (continued)

### T10 Pitch — 16mm Wide (continued)

Part No.	Product No.	No. of Teeth	Pitch Length (mm)	Wt. Ea. (Lbs.)
T10-840-16	7762-2185	84	840	.13
T10-880-16	7762-2186	88	880	.14
T10-890-16	7762-2187	89	890	.14
T10-900-16	7762-2188	90	900	.14
T10-910-16	7762-2189	91	910	.15
T10-920-16	7762-2190	92	920	.15
T10-950-16	7762-0342	95	950	.20
T10-960-16	7762-2191	96	960	.15
T10-970-16	7762-2192	97	970	.16
T10-980-16	7762-2193	98	980	.16
T10-1000-16	7762-0355	100	1000	.20
T10-1010-16	7762-2194	101	1010	.16
T10-1080-16	7762-2195	108	1080	.17
T10-1100-16	7762-2196	110	1100	.18
T10-1110-16	7762-2197	111	1110	.18
T10-1140-16	7762-2198	114	1140	.18
T10-1150-16	7762-2199	115	1150	.18
T10-1210-16	7762-2200	121	1210	.19

Part No.	Product No.	No. of Teeth	Pitch Length (mm)	Wt. Ea. (Lbs.)
T10-1240-16	7762-2201	124	1240	.20
T10-1250-16	7762-2202	125	1250	.20
T10-1300-16	7762-2203	130	1300	.21
T10-1320-16	7762-2204	132	1320	.21
T10-1350-16	7762-2205	135	1350	.22
T10-1390-16	7762-2206	139	1390	.22
T10-1400-16	7762-2207	140	1400	.22
T10-1420-16	7762-2208	142	1420	.23
T10-1450-16	7762-2209	145	1450	.23
T10-1460-16	7762-2210	146	1460	.23
T10-1500-16	7762-2211	150	1500	.24
T10-1560-16	7762-2212	156	1560	.25
T10-1610-16	7762-2213	161	1610	.26
T10-1750-16	7762-2214	175	1750	.28
T10-1780-16	7762-2215	178	1780	.29
T10-1880-16	7762-2216	188	1880	.30
T10-1960-16	7762-2217	196	1960	.31
T10-2250-16	7762-2218	225	2250	.36

### T10 Pitch — 20mm Wide

Part No.	Product No.	No. of Teeth	Pitch Length (mm)	Wt. Ea. (Lbs.)
T10-260-20	7762-2220	26	260	.05
T10-370-20	7762-2221	37	370	.07
T10-400-20	7762-2222	40	400	.08
T10-410-20	7762-2223	41	410	.08
T10-440-20	7762-2224	44	440	.09
T10-450-20	7762-2225	45	450	.09
T10-500-20	7762-2226	50	500	.10
T10-530-20	7762-2227	53	530	.11
T10-560-20	7762-2228	56	560	.11
T10-600-20	7762-2229	60	600	.12
T10-610-20	7762-2230	61	610	.12
T10-630-20	7762-2231	63	630	.13
T10-660-20	7762-2232	66	660	.13
T10-690-20	7762-2233	69	690	.14
T10-700-20	7762-2234	70	700	.14
T10-720-20	7762-2235	72	720	.14
T10-750-20	7762-2237	75	750	.15
T10-780-20	7762-2238	78	780	.16
T10-800-20	7762-0330	80	800	.20
T10-810-20	7762-2239	81	810	.16
T10-840-20	7762-2240	84	840	.17
T10-880-20	7762-2241	88	880	.18
T10-890-20	7762-2242	89	890	.18
T10-900-20	7762-2243	90	900	.18
T10-910-20	7762-2244	91	910	.18
T10-920-20	7762-2245	92	920	.18
T10-950-20	7762-0343	95	950	.25
T10-960-20	7762-2246	96	960	.19

Part No.	Product No.	No. of Teeth	Pitch Length (mm)	Wt. Ea. (Lbs.)
T10-970-20	7762-2247	97	970	.19
T10-980-20	7762-2248	98	980	.20
T10-1000-20	7762-0356	100	1000	.25
T10-1010-20	7762-2249	101	1010	.20
T10-1080-20	7762-2250	108	1080	.22
T10-1100-20	7762-2251	110	1100	.22
T10-1110-20	7762-2252	111	1110	.22
T10-1140-20	7762-2253	114	1140	.23
T10-1150-20	7762-2254	115	1150	.23
T10-1210-20	7762-2255	121	1210	.24
T10-1240-20	7762-2256	124	1240	.25
T10-1250-20	7762-2257	125	1250	.25
T10-1300-20	7762-2258	130	1300	.26
T10-1320-20	7762-2259	132	1320	.27
T10-1350-20	7762-2260	135	1350	.27
T10-1390-20	7762-2261	139	1390	.28
T10-1400-20	7762-2262	140	1400	.28
T10-1420-20	7762-2263	142	1420	.29
T10-1450-20	7762-2264	145	1450	.29
T10-1460-20	7762-2265	146	1460	.29
T10-1500-20	7762-2266	150	1500	.30
T10-1560-20	7762-2267	156	1560	.31
T10-1610-20	7762-2268	161	1610	.32
T10-1750-20	7762-2269	175	1750	.35
T10-1780-20	7762-2270	178	1780	.36
T10-1880-20	7762-2271	188	1880	.38
T10-1960-20	7762-2272	196	1960	.39
T10-2250-20	7762-2273	225	2250	.45

### T10 Pitch — 25mm Wide

Part No.	Product No.	No. of Teeth	Pitch Length (mm)	Wt. Ea. (Lbs.)
T10-260-25	7762-2275	26	260	.07
T10-370-25	7762-2276	37	370	.09
T10-400-25	7762-2277	40	400	.10
T10-410-25	7762-2278	41	410	.10
T10-440-25	7762-2279	44	440	.11

Part No.	Product No.	No. of Teeth	Pitch Length (mm)	Wt. Ea. (Lbs.)
T10-450-25	7762-2280	45	450	.11
T10-500-25	7762-2281	50	500	.13
T10-530-25	7762-2282	53	530	.13
T10-560-25	7762-2283	56	560	.14
T10-600-25	7762-2284	60	600	.15





# Synchro-Power® Polyurethane Belts

## Product No. Series 7762 (continued)

### T10 Pitch — 25mm Wide (continued)

Part No.	Product No.	No. of Teeth	Pitch Length (mm)	Wt. Ea. (Lbs.)
T10-610-25	7762-2285	61	610	.15
T10-630-25	7762-2286	63	630	.16
T10-660-25	7762-2287	66	660	.17
T10-690-25	7762-2288	69	690	.17
T10-700-25	7762-2289	70	700	.18
T10-720-25	7762-2290	72	720	.18
T10-750-25	7762-2292	75	750	.19
T10-780-25	7762-2293	78	780	.20
T10-800-25	7762-0331	80	800	.25
T10-810-25	7762-2294	81	810	.20
T10-840-25	7762-2295	84	840	.21
T10-880-25	7762-2296	88	880	.22
T10-890-25	7762-2297	89	890	.22
T10-900-25	7762-2298	90	900	.23
T10-910-25	7762-2299	91	910	.23
T10-920-25	7762-2300	92	920	.23
T10-950-25	7762-0344	95	950	.25
T10-960-25	7762-2301	96	960	.24
T10-970-25	7762-2302	97	970	.24
T10-980-25	7762-2303	98	980	.25
T10-1000-25	7762-0357	100	1000	.25
T10-1010-25	7762-2304	101	1010	.25
T10-1080-25	7762-2305	108	1080	.27

Part No.	Product No.	No. of Teeth	Pitch Length (mm)	Wt. Ea. (Lbs.)
T10-1100-25	7762-2306	110	1100	.28
T10-1110-25	7762-2307	111	1110	.28
T10-1140-25	7762-2308	114	1140	.29
T10-1150-25	7762-2309	115	1150	.29
T10-1210-25	7762-2310	121	1210	.30
T10-1240-25	7762-2311	124	1240	.31
T10-1250-25	7762-2312	125	1250	.31
T10-1300-25	7762-2313	130	1300	.33
T10-1320-25	7762-2314	132	1320	.33
T10-1350-25	7762-2315	135	1350	.34
T10-1390-25	7762-2316	139	1390	.35
T10-1400-25	7762-2317	140	1400	.35
T10-1420-25	7762-2318	142	1420	.36
T10-1450-25	7762-2319	145	1450	.36
T10-1460-25	7762-2320	146	1460	.37
T10-1500-25	7762-2321	150	1500	.38
T10-1560-25	7762-2322	156	1560	.39
T10-1610-25	7762-2323	161	1610	.40
T10-1750-25	7762-2324	175	1750	.44
T10-1780-25	7762-2325	178	1780	.45
T10-1880-25	7762-2326	188	1880	.47
T10-1960-25	7762-2327	196	1960	.49
T10-2250-25	7762-2328	225	2250	.56

### T10 Pitch — 32mm Wide

Part No.	Product No.	No. of Teeth	Pitch Length (mm)	Wt. Ea. (Lbs.)
T10-260-32	7762-2330	26	260	.08
T10-370-32	7762-2331	37	370	.12
T10-400-32	7762-2332	40	400	.13
T10-410-32	7762-2333	41	410	.13
T10-440-32	7762-2334	44	440	.14
T10-450-32	7762-2335	45	450	.14
T10-500-32	7762-2336	50	500	.16
T10-530-32	7762-2337	53	530	.17
T10-560-32	7762-2338	56	560	.18
T10-600-32	7762-2339	60	600	.19
T10-610-32	7762-2340	61	610	.20
T10-630-32	7762-2341	63	630	.20
T10-660-32	7762-2342	66	660	.21
T10-690-32	7762-2343	69	690	.22
T10-700-32	7762-2344	70	700	.22
T10-720-32	7762-2345	72	720	.23
T10-750-32	7762-2347	75	750	.24
T10-780-32	7762-2348	78	780	.25
T10-800-32	7762-0332	80	800	.25
T10-810-32	7762-2349	81	810	.26
T10-840-32	7762-2350	84	840	.27
T10-880-32	7762-2351	88	880	.28
T10-890-32	7762-2352	89	890	.29
T10-900-32	7762-2353	90	900	.29
T10-910-32	7762-2354	91	910	.29
T10-920-32	7762-2355	92	920	.30
T10-950-32	7762-0345	95	950	.30
T10-960-32	7762-2356	96	960	.31

Part No.	Product No.	No. of Teeth	Pitch Length (mm)	Wt. Ea. (Lbs.)
T10-970-32	7762-2357	97	970	.31
T10-980-32	7762-2358	98	980	.31
T10-1000-32	7762-0358	100	1000	.30
T10-1010-32	7762-2359	101	1010	.32
T10-1080-32	7762-2360	108	1080	.35
T10-1100-32	7762-2361	110	1100	.35
T10-1110-32	7762-2362	111	1110	.36
T10-1140-32	7762-2363	114	1140	.37
T10-1150-32	7762-2364	115	1150	.37
T10-1210-32	7762-2365	121	1210	.39
T10-1240-32	7762-2366	124	1240	.40
T10-1250-32	7762-2367	125	1250	.40
T10-1300-32	7762-2368	130	1300	.42
T10-1320-32	7762-2369	132	1320	.42
T10-1350-32	7762-2370	135	1350	.43
T10-1390-32	7762-2371	139	1390	.45
T10-1400-32	7762-2372	140	1400	.45
T10-1420-32	7762-2373	142	1420	.46
T10-1450-32	7762-2374	145	1450	.47
T10-1460-32	7762-2375	146	1460	.47
T10-1500-32	7762-2376	150	1500	.48
T10-1560-32	7762-2377	156	1560	.50
T10-1610-32	7762-2378	161	1610	.52
T10-1750-32	7762-2379	175	1750	.56
T10-1780-32	7762-2380	178	1780	.57
T10-1880-32	7762-2381	188	1880	.60
T10-1960-32	7762-2382	196	1960	.63
T10-2250-32	7762-2383	225	2250	.72







# Synchro-Power® Polyurethane Belts

SYNCHRO-POWER BELTS

## Product No. Series 7762 (continued)

### T10 Pitch — 50mm Wide

Part No.	Product No.	No. of Teeth	Pitch Length (mm)	Wt. Ea. (Lbs.)
T10-260-50	7762-2385	26	260	.13
T10-370-50	7762-2386	37	370	.19
T10-400-50	7762-2387	40	400	.20
T10-410-50	7762-2388	41	410	.21
T10-440-50	7762-2389	44	440	.22
T10-450-50	7762-2390	45	450	.23
T10-500-50	7762-2391	50	500	.25
T10-530-50	7762-2392	53	530	.27
T10-560-50	7762-2393	56	560	.28
T10-600-50	7762-2394	60	600	.30
T10-610-50	7762-2395	61	610	.31
T10-630-50	7762-2396	63	630	.32
T10-660-50	7762-2397	66	660	.33
T10-690-50	7762-2398	69	690	.35
T10-700-50	7762-2399	70	700	.35
T10-720-50	7762-2400	72	720	.36
T10-750-50	7762-2402	75	750	.38
T10-780-50	7762-2403	78	780	.39
T10-800-50	7762-0333	80	800	.17
T10-810-50	7762-2404	81	810	.41
T10-840-50	7762-2405	84	840	.42
T10-880-50	7762-2406	88	880	.44
T10-890-50	7762-2407	89	890	.45
T10-900-50	7762-2408	90	900	.45
T10-910-50	7762-2409	91	910	.46
T10-920-50	7762-2410	92	920	.46
T10-950-50	7762-0346	95	950	.50
T10-960-50	7762-2411	96	960	.48

Part No.	Product No.	No. of Teeth	Pitch Length (mm)	Wt. Ea. (Lbs.)
T10-970-50	7762-2412	97	970	.49
T10-980-50	7762-2413	98	980	.49
T10-1000-50	7762-0359	100	1000	.55
T10-1010-50	7762-2414	101	1010	.51
T10-1080-50	7762-2415	108	1080	.54
T10-1100-50	7762-2416	110	1100	.55
T10-1110-50	7762-2417	111	1110	.56
T10-1140-50	7762-2418	114	1140	.57
T10-1150-50	7762-2419	115	1150	.58
T10-1210-50	7762-2420	121	1210	.61
T10-1240-50	7762-2421	124	1240	.62
T10-1250-50	7762-2422	125	1250	.63
T10-1300-50	7762-2423	130	1300	.65
T10-1320-50	7762-2424	132	1320	.66
T10-1350-50	7762-2425	135	1350	.68
T10-1390-50	7762-2426	139	1390	.70
T10-1400-50	7762-2427	140	1400	.70
T10-1420-50	7762-2428	142	1420	.71
T10-1450-50	7762-2429	145	1450	.73
T10-1460-50	7762-2430	146	1460	.73
T10-1500-50	7762-2431	150	1500	.75
T10-1560-50	7762-2432	156	1560	.78
T10-1610-50	7762-2433	161	1610	.81
T10-1750-50	7762-2434	175	1750	.88
T10-1780-50	7762-2435	178	1780	.89
T10-1880-50	7762-2436	188	1880	.94
T10-1960-50	7762-2437	196	1960	.98
T10-2250-50	7762-2438	225	2250	1.13

### T10 Pitch — 75mm Wide

Part No.	Product No.	No. of Teeth	Pitch Length (mm)	Wt. Ea. (Lbs.)
<sup>2</sup> T10-260-75	7762-2450	26	260	.20
<sup>2</sup> T10-370-75	7762-2451	37	370	.28
<sup>2</sup> T10-400-75	7762-2452	40	400	.30
<sup>2</sup> T10-410-75	7762-2453	41	410	.31
<sup>2</sup> T10-440-75	7762-2454	44	440	.33
<sup>2</sup> T10-450-75	7762-2455	45	450	.34
<sup>2</sup> T10-500-75	7762-2456	50	500	.38
<sup>2</sup> T10-530-75	7762-2457	53	530	.40
<sup>2</sup> T10-560-75	7762-2458	56	560	.42
<sup>2</sup> T10-600-75	7762-2459	60	600	.45
<sup>2</sup> T10-610-75	7762-2460	61	610	.46
<sup>2</sup> T10-630-75	7762-2461	63	630	.47
<sup>2</sup> T10-660-75	7762-2462	66	660	.50
<sup>2</sup> T10-690-75	7762-2463	69	690	.52
<sup>2</sup> T10-700-75	7762-2464	70	700	.53
<sup>2</sup> T10-720-75	7762-2465	72	720	.54
<sup>2</sup> T10-750-75	7762-2467	75	750	.56
<sup>2</sup> T10-780-75	7762-2468	78	780	.59
<sup>2</sup> T10-800-75	7762-0334	80	800	.60
<sup>2</sup> T10-810-75	7762-2469	81	810	.61
<sup>2</sup> T10-840-75	7762-2470	84	840	.63
<sup>2</sup> T10-880-75	7762-2471	88	880	.66
<sup>2</sup> T10-890-75	7762-2472	89	890	.67
<sup>2</sup> T10-900-75	7762-2473	90	900	.68
<sup>2</sup> T10-910-75	7762-2474	91	910	.69
<sup>2</sup> T10-920-75	7762-2475	92	920	.69
<sup>2</sup> T10-950-75	7762-0347	95	950	.71
<sup>2</sup> T10-960-75	7762-2476	96	960	.72

Part No.	Product No.	No. of Teeth	Pitch Length (mm)	Wt. Ea. (Lbs.)
<sup>2</sup> T10-970-75	7762-2477	97	970	.73
<sup>2</sup> T10-980-75	7762-2478	98	980	.74
<sup>2</sup> T10-1000-75	7762-0360	100	1000	.75
<sup>2</sup> T10-1010-75	7762-2479	101	1010	.76
<sup>2</sup> T10-1080-75	7762-2480	108	1080	.81
<sup>2</sup> T10-1100-75	7762-2481	110	1100	.83
<sup>2</sup> T10-1110-75	7762-2482	111	1110	.84
<sup>2</sup> T10-1140-75	7762-2483	114	1140	.86
<sup>2</sup> T10-1150-75	7762-2484	115	1150	.87
<sup>2</sup> T10-1210-75	7762-2485	121	1210	.91
<sup>2</sup> T10-1240-75	7762-2486	124	1240	.93
<sup>2</sup> T10-1250-75	7762-2487	125	1250	.94
<sup>2</sup> T10-1300-75	7762-2488	130	1300	.98
<sup>2</sup> T10-1320-75	7762-2489	132	1320	.99
<sup>2</sup> T10-1350-75	7762-2490	135	1350	1.02
<sup>2</sup> T10-1390-75	7762-2491	139	1390	1.05
<sup>2</sup> T10-1400-75	7762-2492	140	1400	1.05
<sup>2</sup> T10-1420-75	7762-2493	142	1420	1.07
<sup>2</sup> T10-1450-75	7762-2494	145	1450	1.09
<sup>2</sup> T10-1460-75	7762-2495	146	1460	1.10
<sup>2</sup> T10-1500-75	7762-2496	150	1500	1.13
<sup>2</sup> T10-1560-75	7762-2497	156	1560	1.17
<sup>2</sup> T10-1610-75	7762-2498	161	1610	1.21
<sup>2</sup> T10-1750-75	7762-2499	175	1750	1.32
<sup>2</sup> T10-1780-75	7762-2500	178	1780	1.34
<sup>2</sup> T10-1880-75	7762-2501	188	1880	1.42
<sup>2</sup> T10-1960-75	7762-2502	196	1960	1.48
<sup>2</sup> T10-2250-75	7762-2503	225	2250	1.69

<sup>2</sup> MTO Minimum Required. Check with Customer Service for availability.





# Synchro-Power® Polyurethane Belts

SYNCHRO-POWER BELTS

## Product No. Series 7762 (continued)

### T10 Pitch — 200mm Wide

Part No.	Product No.	No. of Teeth	Pitch Length (mm)	Wt. Ea. (Lbs.)
<sup>2</sup> T10-260-200	7762-2560	26	260	.52
<sup>2</sup> T10-370-200	7762-2561	37	370	.74
<sup>2</sup> T10-400-200	7762-2562	40	400	.80
<sup>2</sup> T10-410-200	7762-2563	41	410	.82
<sup>2</sup> T10-440-200	7762-2564	44	440	.88
<sup>2</sup> T10-450-200	7762-2565	45	450	.90
<sup>2</sup> T10-500-200	7762-2566	50	500	1.00
<sup>2</sup> T10-530-200	7762-2567	53	530	1.06
<sup>2</sup> T10-560-200	7762-2568	56	560	1.12
<sup>2</sup> T10-600-200	7762-2569	60	600	1.20
<sup>2</sup> T10-610-200	7762-2570	61	610	1.22
<sup>2</sup> T10-630-200	7762-2571	63	630	1.26
<sup>2</sup> T10-660-200	7762-2572	66	660	1.33
<sup>2</sup> T10-690-200	7762-2573	69	690	1.39
<sup>2</sup> T10-700-200	7762-2574	70	700	1.41
<sup>2</sup> T10-720-200	7762-2575	72	720	1.45
<sup>2</sup> T10-750-200	7762-2577	75	750	1.51
<sup>2</sup> T10-780-200	7762-2578	78	780	1.57
<sup>2</sup> T10-800-200	7762-0336	80	800	1.61
<sup>2</sup> T10-810-200	7762-2579	81	810	1.63
<sup>2</sup> T10-840-200	7762-2580	84	840	1.69
<sup>2</sup> T10-880-200	7762-2581	88	880	1.77
<sup>2</sup> T10-890-200	7762-2582	89	890	1.79
<sup>2</sup> T10-900-200	7762-2583	90	900	1.81
<sup>2</sup> T10-910-200	7762-2584	91	910	1.83
<sup>2</sup> T10-920-200	7762-2585	92	920	1.85
<sup>2</sup> T10-950-200	7762-0349	95	950	1.91
<sup>2</sup> T10-960-200	7762-2586	96	960	1.93

Part No.	Product No.	No. of Teeth	Pitch Length (mm)	Wt. Ea. (Lbs.)
<sup>2</sup> T10-970-200	7762-2587	97	970	1.95
<sup>2</sup> T10-980-200	7762-2588	98	980	1.97
<sup>2</sup> T10-1000-200	7762-0362	100	1000	1.97
<sup>2</sup> T10-1010-200	7762-2589	101	1010	2.03
<sup>2</sup> T10-1080-200	7762-2590	108	1080	2.17
<sup>2</sup> T10-1100-200	7762-2591	110	1100	2.21
<sup>2</sup> T10-1110-200	7762-2592	111	1110	2.23
<sup>2</sup> T10-1140-200	7762-2593	114	1140	2.29
<sup>2</sup> T10-1150-200	7762-2594	115	1150	2.31
<sup>2</sup> T10-1210-200	7762-2595	121	1210	2.43
<sup>2</sup> T10-1240-200	7762-2596	124	1240	2.49
<sup>2</sup> T10-1250-200	7762-2597	125	1250	2.51
<sup>2</sup> T10-1300-200	7762-2598	130	1300	2.61
<sup>2</sup> T10-1320-200	7762-2599	132	1320	2.65
<sup>2</sup> T10-1350-200	7762-2600	135	1350	2.71
<sup>2</sup> T10-1390-200	7762-2601	139	1390	2.79
<sup>2</sup> T10-1400-200	7762-2602	140	1400	2.81
<sup>2</sup> T10-1420-200	7762-2603	142	1420	2.85
<sup>2</sup> T10-1450-200	7762-2604	145	1450	2.91
<sup>2</sup> T10-1460-200	7762-2605	146	1460	2.93
<sup>2</sup> T10-1500-200	7762-2606	150	1500	3.01
<sup>2</sup> T10-1560-200	7762-2607	156	1560	3.13
<sup>2</sup> T10-1610-200	7762-2608	161	1610	3.23
<sup>2</sup> T10-1750-200	7762-2609	175	1750	3.51
<sup>2</sup> T10-1780-200	7762-2610	178	1780	3.57
<sup>2</sup> T10-1880-200	7762-2611	188	1880	3.77
<sup>2</sup> T10-1960-200	7762-2612	196	1960	3.94
<sup>2</sup> T10-2250-200	7762-2613	225	2250	4.52

### AT5 Pitch — 4mm Wide

Part No.	Product No.	No. of Teeth	Pitch Length (mm)	Wt. Ea. (Lbs.)
<sup>2</sup> AT5-225-4	7762-3000	45	225	.01
<sup>2</sup> AT5-280-4	7762-3003	56	280	.01
<sup>2</sup> AT5-300-4	7762-3004	60	300	.01
<sup>2</sup> AT5-340-4	7762-3005	68	340	.01
<sup>2</sup> AT5-375-4	7762-3006	75	375	.01
<sup>2</sup> AT5-390-4	7762-3007	78	390	.01
<sup>2</sup> AT5-420-4	7762-3008	84	420	.01
<sup>2</sup> AT5-455-4	7762-3009	91	455	.01
<sup>2</sup> AT5-500-4	7762-3010	100	500	.02
<sup>2</sup> AT5-545-4	7762-3011	109	545	.02

Part No.	Product No.	No. of Teeth	Pitch Length (mm)	Wt. Ea. (Lbs.)
<sup>2</sup> AT5-600-4	7762-3012	120	600	.02
<sup>2</sup> AT5-610-4	7762-3013	122	610	.02
<sup>2</sup> AT5-660-4	7762-3015	132	660	.02
<sup>2</sup> AT5-720-4	7762-3016	144	720	.02
<sup>2</sup> AT5-750-4	7762-3017	150	750	.02
<sup>2</sup> AT5-780-4	7762-3018	156	780	.02
<sup>2</sup> AT5-825-4	7762-3019	165	825	.02
<sup>2</sup> AT5-975-4	7762-3020	195	975	.03
<sup>2</sup> AT5-1050-4	7762-3021	210	1050	.03
<sup>2</sup> AT5-1125-4	7762-3022	225	1125	.03

### AT5 Pitch — 6mm Wide

Part No.	Product No.	No. of Teeth	Pitch Length (mm)	Wt. Ea. (Lbs.)
AT5-225-6	7762-3024	45	225	.01
AT5-280-6	7762-3027	56	280	.01
AT5-300-6	7762-3028	60	300	.01
AT5-340-6	7762-3029	68	340	.02
AT5-375-6	7762-3030	75	375	.02
AT5-390-6	7762-3031	78	390	.02
AT5-420-6	7762-3032	84	420	.02
AT5-455-6	7762-3033	91	455	.02
AT5-500-6	7762-3034	100	500	.02
AT5-545-6	7762-3035	109	545	.02
AT5-600-6	7762-3036	120	600	.03

Part No.	Product No.	No. of Teeth	Pitch Length (mm)	Wt. Ea. (Lbs.)
AT5-610-6	7762-3037	122	610	.03
AT5-660-6	7762-3039	132	660	.03
AT5-720-6	7762-3040	144	720	.03
AT5-750-6	7762-3041	150	750	.03
AT5-780-6	7762-3042	156	780	.04
AT5-825-6	7762-3043	165	825	.04
AT5-975-6	7762-3044	195	975	.04
AT5-1050-6	7762-3045	210	1050	.05
AT5-1125-6	7762-3046	225	1125	.05
AT5-1500-6	7762-3312	300	1500	.06

<sup>2</sup> MTO Minimum Required. Check with Customer Service for availability.





# Synchro-Power® Polyurethane Belts

SYNCHRO-POWER BELTS

## Product No. Series 7762 (continued)

### AT5 Pitch — 8mm Wide

Part No.	Product No.	No. of Teeth	Pitch Length (mm)	Wt. Ea. (Lbs.)
<sup>2</sup> AT5-225-8	7762-3048	45	225	.01
<sup>2</sup> AT5-280-8	7762-3051	56	280	.02
<sup>2</sup> AT5-300-8	7762-3052	60	300	.02
<sup>2</sup> AT5-340-8	7762-3053	68	340	.02
<sup>2</sup> AT5-375-8	7762-3054	75	375	.02
<sup>2</sup> AT5-390-8	7762-3055	78	390	.02
<sup>2</sup> AT5-420-8	7762-3056	84	420	.03
<sup>2</sup> AT5-455-8	7762-3057	91	455	.03
<sup>2</sup> AT5-500-8	7762-3058	100	500	.03
<sup>2</sup> AT5-545-8	7762-3059	109	545	.03
<sup>2</sup> AT5-600-8	7762-3060	120	600	.04

Part No.	Product No.	No. of Teeth	Pitch Length (mm)	Wt. Ea. (Lbs.)
<sup>2</sup> AT5-610-8	7762-3061	122	610	.04
<sup>2</sup> AT5-660-8	7762-3063	132	660	.04
<sup>2</sup> AT5-720-8	7762-3064	144	720	.04
<sup>2</sup> AT5-750-8	7762-3065	150	750	.05
<sup>2</sup> AT5-780-8	7762-3066	156	780	.05
<sup>2</sup> AT5-825-8	7762-3067	165	825	.05
<sup>2</sup> AT5-975-8	7762-3068	195	975	.06
<sup>2</sup> AT5-1050-8	7762-3069	210	1050	.06
<sup>2</sup> AT5-1125-8	7762-3070	225	1125	.07
<sup>2</sup> AT5-1500-8	7762-3313	300	1500	.09

### AT5 Pitch — 10mm Wide

Part No.	Product No.	No. of Teeth	Pitch Length (mm)	Wt. Ea. (Lbs.)
AT5-225-10	7762-3072	45	225	.02
AT5-280-10	7762-3075	56	280	.02
AT5-300-10	7762-3076	60	300	.02
AT5-340-10	7762-3077	68	340	.03
AT5-375-10	7762-3078	75	375	.03
AT5-390-10	7762-3079	78	390	.03
AT5-420-10	7762-3080	84	420	.03
AT5-455-10	7762-3081	91	455	.03
AT5-500-10	7762-3082	100	500	.04
AT5-545-10	7762-3083	109	545	.04
AT5-600-10	7762-3084	120	600	.05

Part No.	Product No.	No. of Teeth	Pitch Length (mm)	Wt. Ea. (Lbs.)
AT5-610-10	7762-3085	122	610	.05
AT5-660-10	7762-3087	132	660	.05
AT5-720-10	7762-3088	144	720	.05
AT5-750-10	7762-3089	150	750	.06
AT5-780-10	7762-3090	156	780	.06
AT5-825-10	7762-3091	165	825	.06
AT5-975-10	7762-3092	195	975	.07
AT5-1050-10	7762-3093	210	1050	.08
AT5-1125-10	7762-3094	225	1125	.09
AT5-1500-10	7762-3314	300	1500	.11

### AT5 Pitch — 12mm Wide

Part No.	Product No.	No. of Teeth	Pitch Length (mm)	Wt. Ea. (Lbs.)
<sup>2</sup> AT5-225-12	7762-3096	45	225	.02
<sup>2</sup> AT5-280-12	7762-3099	56	280	.03
<sup>2</sup> AT5-300-12	7762-3100	60	300	.03
<sup>2</sup> AT5-340-12	7762-3101	68	340	.03
<sup>2</sup> AT5-375-12	7762-3102	75	375	.03
<sup>2</sup> AT5-390-12	7762-3103	78	390	.04
<sup>2</sup> AT5-420-12	7762-3104	84	420	.04
<sup>2</sup> AT5-455-12	7762-3105	91	455	.04
<sup>2</sup> AT5-500-12	7762-3106	100	500	.05
<sup>2</sup> AT5-545-12	7762-3107	109	545	.05
<sup>2</sup> AT5-600-12	7762-3108	120	600	.05

Part No.	Product No.	No. of Teeth	Pitch Length (mm)	Wt. Ea. (Lbs.)
<sup>2</sup> AT5-610-12	7762-3109	122	610	.06
<sup>2</sup> AT5-660-12	7762-3111	132	660	.06
<sup>2</sup> AT5-720-12	7762-3112	144	720	.07
<sup>2</sup> AT5-750-12	7762-3113	150	750	.07
<sup>2</sup> AT5-780-12	7762-3114	156	780	.07
<sup>2</sup> AT5-825-12	7762-3115	165	825	.07
<sup>2</sup> AT5-975-12	7762-3116	195	975	.09
<sup>2</sup> AT5-1050-12	7762-3117	210	1050	.10
<sup>2</sup> AT5-1125-12	7762-3118	225	1125	.10
<sup>2</sup> AT5-1500-12	7762-3315	300	1500	.13

### AT5 Pitch — 16mm Wide

Part No.	Product No.	No. of Teeth	Pitch Length (mm)	Wt. Ea. (Lbs.)
AT5-225-16	7762-3120	45	225	.03
AT5-280-16	7762-3123	56	280	.03
AT5-300-16	7762-3124	60	300	.04
AT5-340-16	7762-3125	68	340	.04
AT5-375-16	7762-3126	75	375	.05
AT5-390-16	7762-3127	78	390	.05
AT5-420-16	7762-3128	84	420	.05
AT5-455-16	7762-3129	91	455	.06
AT5-500-16	7762-3130	100	500	.06
AT5-545-16	7762-3131	109	545	.07
AT5-600-16	7762-3132	120	600	.07

Part No.	Product No.	No. of Teeth	Pitch Length (mm)	Wt. Ea. (Lbs.)
AT5-610-16	7762-3133	122	610	.07
AT5-660-16	7762-3135	132	660	.08
AT5-720-16	7762-3136	144	720	.09
AT5-750-16	7762-3137	150	750	.09
AT5-780-16	7762-3138	156	780	.09
AT5-825-16	7762-3139	165	825	.10
AT5-975-16	7762-3140	195	975	.12
AT5-1050-16	7762-3141	210	1050	.13
AT5-1125-16	7762-3142	225	1125	.14
AT5-1500-16	7762-3316	300	1500	.18

<sup>2</sup> MTO Minimum Required. Check with Customer Service for availability.





# Synchro-Power® Polyurethane Belts

## Product No. Series 7762 (continued)

### AT5 Pitch — 20mm Wide

Part No.	Product No.	No. of Teeth	Pitch Length (mm)	Wt. Ea. (Lbs.)
AT5-225-20	7762-3144	45	225	.03
AT5-280-20	7762-3147	56	280	.04
AT5-300-20	7762-3148	60	300	.05
AT5-340-20	7762-3149	68	340	.05
AT5-375-20	7762-3150	75	375	.06
AT5-390-20	7762-3151	78	390	.06
AT5-420-20	7762-3152	84	420	.06
AT5-455-20	7762-3153	91	455	.07
AT5-500-20	7762-3154	100	500	.08
AT5-545-20	7762-3155	109	545	.08
AT5-600-20	7762-3156	120	600	.09

Part No.	Product No.	No. of Teeth	Pitch Length (mm)	Wt. Ea. (Lbs.)
AT5-610-20	7762-3157	122	610	.09
AT5-660-20	7762-3159	132	660	.10
AT5-720-20	7762-3160	144	720	.11
AT5-750-20	7762-3161	150	750	.11
AT5-780-20	7762-3162	156	780	.12
AT5-825-20	7762-3163	165	825	.12
AT5-975-20	7762-3164	195	975	.15
AT5-1050-20	7762-3165	210	1050	.16
AT5-1125-20	7762-3166	225	1125	.17
AT5-1500-20	7762-3317	300	1500	.22

### AT5 Pitch — 25mm Wide

Part No.	Product No.	No. of Teeth	Pitch Length (mm)	Wt. Ea. (Lbs.)
AT5-225-25	7762-3168	45	225	.04
AT5-280-25	7762-3171	56	280	.05
AT5-300-25	7762-3172	60	300	.06
AT5-340-25	7762-3173	68	340	.06
AT5-375-25	7762-3174	75	375	.07
AT5-390-25	7762-3175	78	390	.07
AT5-420-25	7762-3176	84	420	.08
AT5-455-25	7762-3177	91	455	.09
AT5-500-25	7762-3178	100	500	.09
AT5-545-25	7762-3179	109	545	.10
AT5-600-25	7762-3180	120	600	.11

Part No.	Product No.	No. of Teeth	Pitch Length (mm)	Wt. Ea. (Lbs.)
AT5-610-25	7762-3181	122	610	.12
AT5-660-25	7762-3183	132	660	.12
AT5-720-25	7762-3184	144	720	.14
AT5-750-25	7762-3185	150	750	.14
AT5-780-25	7762-3186	156	780	.15
AT5-825-25	7762-3187	165	825	.16
AT5-975-25	7762-3188	195	975	.18
AT5-1050-25	7762-3189	210	1050	.20
AT5-1125-25	7762-3190	225	1125	.21
AT5-1500-25	7762-3318	300	1500	.28

### AT5 Pitch — 32mm Wide

Part No.	Product No.	No. of Teeth	Pitch Length (mm)	Wt. Ea. (Lbs.)
<sup>2</sup> AT5-225-32	7762-3192	45	225	.04
<sup>2</sup> AT5-280-32	7762-3195	56	280	.05
<sup>2</sup> AT5-300-32	7762-3196	60	300	.06
<sup>2</sup> AT5-340-32	7762-3197	68	340	.06
<sup>2</sup> AT5-375-32	7762-3198	75	375	.07
<sup>2</sup> AT5-390-32	7762-3199	78	390	.07
<sup>2</sup> AT5-420-32	7762-3200	84	420	.08
<sup>2</sup> AT5-455-32	7762-3201	91	455	.09
<sup>2</sup> AT5-500-32	7762-3202	100	500	.09
<sup>2</sup> AT5-545-32	7762-3203	109	545	.10
<sup>2</sup> AT5-600-32	7762-3204	120	600	.11

Part No.	Product No.	No. of Teeth	Pitch Length (mm)	Wt. Ea. (Lbs.)
<sup>2</sup> AT5-610-32	7762-3205	122	610	.12
<sup>2</sup> AT5-660-32	7762-3207	132	660	.12
<sup>2</sup> AT5-720-32	7762-3208	144	720	.14
<sup>2</sup> AT5-750-32	7762-3209	150	750	.14
<sup>2</sup> AT5-780-32	7762-3210	156	780	.15
<sup>2</sup> AT5-825-32	7762-3211	165	825	.16
<sup>2</sup> AT5-975-32	7762-3212	195	975	.18
<sup>2</sup> AT5-1050-32	7762-3213	210	1050	.20
<sup>2</sup> AT5-1125-32	7762-3214	225	1125	.21
<sup>2</sup> AT5-1500-32	7762-3319	300	1500	.28

### AT5 Pitch — 50mm Wide

Part No.	Product No.	No. of Teeth	Pitch Length (mm)	Wt. Ea. (Lbs.)
<sup>2</sup> AT5-225-50	7762-3216	45	225	.09
<sup>2</sup> AT5-280-50	7762-3219	56	280	.11
<sup>2</sup> AT5-300-50	7762-3220	60	300	.11
<sup>2</sup> AT5-340-50	7762-3221	68	340	.13
<sup>2</sup> AT5-375-50	7762-3222	75	375	.14
<sup>2</sup> AT5-390-50	7762-3223	78	390	.15
<sup>2</sup> AT5-420-50	7762-3224	84	420	.16
<sup>2</sup> AT5-455-50	7762-3225	91	455	.17
<sup>2</sup> AT5-500-50	7762-3226	100	500	.19
<sup>2</sup> AT5-545-50	7762-3227	109	545	.21
<sup>2</sup> AT5-600-50	7762-3228	120	600	.23

Part No.	Product No.	No. of Teeth	Pitch Length (mm)	Wt. Ea. (Lbs.)
<sup>2</sup> AT5-610-50	7762-3229	122	610	.23
<sup>2</sup> AT5-660-50	7762-3231	132	660	.25
<sup>2</sup> AT5-720-50	7762-3232	144	720	.27
<sup>2</sup> AT5-750-50	7762-3233	150	750	.28
<sup>2</sup> AT5-780-50	7762-3234	156	780	.30
<sup>2</sup> AT5-825-50	7762-3235	165	825	.31
<sup>2</sup> AT5-975-50	7762-3236	195	975	.37
<sup>2</sup> AT5-1050-50	7762-3237	210	1050	.40
<sup>2</sup> AT5-1125-50	7762-3238	225	1125	.43
<sup>2</sup> AT5-1500-50	7762-3320	300	1500	.56

<sup>2</sup> MTO Minimum Required. Check with Customer Service for availability.





# Synchro-Power® Polyurethane Belts

SYNCHRO-POWER BELTS

## Product No. Series 7762 (continued)

### AT5 Pitch — 75mm Wide

Part No.	Product No.	No. of Teeth	Pitch Length (mm)	Wt. Ea. (Lbs.)
<sup>2</sup> AT5-225-75	7762-3240	45	225	.13
<sup>2</sup> AT5-280-75	7762-3243	56	280	.16
<sup>2</sup> AT5-300-75	7762-3244	60	300	.17
<sup>2</sup> AT5-340-75	7762-3245	68	340	.19
<sup>2</sup> AT5-375-75	7762-3246	75	375	.21
<sup>2</sup> AT5-390-75	7762-3247	78	390	.22
<sup>2</sup> AT5-420-75	7762-3248	84	420	.24
<sup>2</sup> AT5-455-75	7762-3249	91	455	.26
<sup>2</sup> AT5-500-75	7762-3250	100	500	.28
<sup>2</sup> AT5-545-75	7762-3251	109	545	.31
<sup>2</sup> AT5-600-75	7762-3252	120	600	.34

Part No.	Product No.	No. of Teeth	Pitch Length (mm)	Wt. Ea. (Lbs.)
<sup>2</sup> AT5-610-75	7762-3253	122	610	.35
<sup>2</sup> AT5-660-75	7762-3255	132	660	.37
<sup>2</sup> AT5-720-75	7762-3256	144	720	.41
<sup>2</sup> AT5-750-75	7762-3257	150	750	.43
<sup>2</sup> AT5-780-75	7762-3258	156	780	.44
<sup>2</sup> AT5-825-75	7762-3259	165	825	.47
<sup>2</sup> AT5-975-75	7762-3260	195	975	.55
<sup>2</sup> AT5-1050-75	7762-3261	210	1050	.60
<sup>2</sup> AT5-1125-75	7762-3262	225	1125	.64
<sup>2</sup> AT5-1500-75	7762-3321	300	1500	.85

### AT5 Pitch — 200mm Wide

Part No.	Product No.	No. of Teeth	Pitch Length (mm)	Wt. Ea. (Lbs.)
<sup>2</sup> AT5-225-200	7762-3288	45	225	.34
<sup>2</sup> AT5-280-200	7762-3291	56	280	.42
<sup>2</sup> AT5-300-200	7762-3292	60	300	.45
<sup>2</sup> AT5-340-200	7762-3293	68	340	.52
<sup>2</sup> AT5-375-200	7762-3294	75	375	.57
<sup>2</sup> AT5-390-200	7762-3295	78	390	.59
<sup>2</sup> AT5-420-200	7762-3296	84	420	.64
<sup>2</sup> AT5-455-200	7762-3297	91	455	.69
<sup>2</sup> AT5-500-200	7762-3298	100	500	.76
<sup>2</sup> AT5-545-200	7762-3299	109	545	.83
<sup>2</sup> AT5-600-200	7762-3300	120	600	.91

Part No.	Product No.	No. of Teeth	Pitch Length (mm)	Wt. Ea. (Lbs.)
<sup>2</sup> AT5-610-200	7762-3301	122	610	.92
<sup>2</sup> AT5-660-200	7762-3303	132	660	1.00
<sup>2</sup> AT5-720-200	7762-3304	144	720	1.09
<sup>2</sup> AT5-750-200	7762-3305	150	750	1.14
<sup>2</sup> AT5-780-200	7762-3306	156	780	1.18
<sup>2</sup> AT5-825-200	7762-3307	165	825	1.25
<sup>2</sup> AT5-975-200	7762-3308	195	975	1.48
<sup>2</sup> AT5-1050-200	7762-3309	210	1050	1.59
<sup>2</sup> AT5-1125-200	7762-3310	225	1125	1.70
<sup>2</sup> AT5-1500-200	7762-3323	300	1500	2.27

### AT10 Pitch — 12mm Wide

Part No.	Product No.	No. of Teeth	Pitch Length (mm)	Wt. Ea. (Lbs.)
<sup>2</sup> AT10-500-12	7762-4000	50	500	.08
<sup>2</sup> AT10-560-12	7762-4001	56	560	.08
<sup>2</sup> AT10-610-12	7762-4002	61	610	.09
<sup>2</sup> AT10-660-12	7762-4003	66	660	.10
<sup>2</sup> AT10-700-12	7762-4004	70	700	.11
<sup>2</sup> AT10-730-12	7762-4005	73	730	.11
<sup>2</sup> AT10-780-12	7762-4006	78	780	.12
<sup>2</sup> AT10-800-12	7762-4007	80	800	.12
<sup>2</sup> AT10-840-12	7762-4009	84	840	.13
<sup>2</sup> AT10-890-12	7762-4010	89	890	.13
<sup>2</sup> AT10-920-12	7762-4011	92	920	.14
<sup>2</sup> AT10-960-12	7762-4012	96	960	.14
<sup>2</sup> AT10-980-12	7762-4013	98	980	.15

Part No.	Product No.	No. of Teeth	Pitch Length (mm)	Wt. Ea. (Lbs.)
<sup>2</sup> AT10-1010-12	7762-4014	101	1010	.15
<sup>2</sup> AT10-1050-12	7762-4015	105	1050	.16
<sup>2</sup> AT10-1080-12	7762-4016	108	1080	.16
<sup>2</sup> AT10-1150-12	7762-4017	115	1150	.17
<sup>2</sup> AT10-1210-12	7762-4018	121	1210	.18
<sup>2</sup> AT10-1250-12	7762-4019	125	1250	.19
<sup>2</sup> AT10-1320-12	7762-4020	132	1320	.20
<sup>2</sup> AT10-1400-12	7762-4021	140	1400	.21
<sup>2</sup> AT10-1500-12	7762-4022	150	1500	.23
<sup>2</sup> AT10-1600-12	7762-4023	160	1600	.24
<sup>2</sup> AT10-1700-12	7762-4024	170	1700	.26
<sup>2</sup> AT10-1800-12	7762-4226	180	1800	.27

### AT10 Pitch — 16mm Wide

Part No.	Product No.	No. of Teeth	Pitch Length (mm)	Wt. Ea. (Lbs.)
AT10-500-16	7762-4025	50	500	.10
AT10-560-16	7762-4026	56	560	.11
AT10-610-16	7762-4027	61	610	.12
AT10-660-16	7762-4028	66	660	.13
AT10-700-16	7762-4029	70	700	.14
AT10-730-16	7762-4030	73	730	.15
AT10-780-16	7762-4031	78	780	.16
AT10-800-16	7762-4032	80	800	.16
AT10-840-16	7762-4034	84	840	.17
AT10-890-16	7762-4035	89	890	.18

Part No.	Product No.	No. of Teeth	Pitch Length (mm)	Wt. Ea. (Lbs.)
AT10-920-16	7762-4036	92	920	.18
AT10-960-16	7762-4037	96	960	.19
AT10-980-16	7762-4038	98	980	.20
AT10-1010-16	7762-4039	101	1010	.20
AT10-1050-16	7762-4040	105	1050	.21
AT10-1080-16	7762-4041	108	1080	.22
AT10-1150-16	7762-4042	115	1150	.23
AT10-1210-16	7762-4043	121	1210	.24
AT10-1250-16	7762-4044	125	1250	.25
AT10-1320-16	7762-4045	132	1320	.26

<sup>2</sup> MTO Minimum Required. Check with Customer Service for availability.





# Synchro-Power® Polyurethane Belts

## Product No. Series 7762 (continued)

### AT10 Pitch — 16mm Wide (continued)

Part No.	Product No.	No. of Teeth	Pitch Length (mm)	Wt. Ea. (Lbs.)
AT10-1400-16	7762-4046	140	1400	.28
AT10-1500-16	7762-4047	150	1500	.30
AT10-1600-16	7762-4048	160	1600	.32

Part No.	Product No.	No. of Teeth	Pitch Length (mm)	Wt. Ea. (Lbs.)
AT10-1700-16	7762-4049	170	1700	.34
AT10-1800-16	7762-4228	180	1800	.36

### AT10 Pitch — 20mm Wide

Part No.	Product No.	No. of Teeth	Pitch Length (mm)	Wt. Ea. (Lbs.)
<sup>2</sup> AT10-500-20	7762-4050	50	500	.13
<sup>2</sup> AT10-560-20	7762-4051	56	560	.14
<sup>2</sup> AT10-610-20	7762-4052	61	610	.15
<sup>2</sup> AT10-660-20	7762-4053	66	660	.17
<sup>2</sup> AT10-700-20	7762-4054	70	700	.18
<sup>2</sup> AT10-730-20	7762-4055	73	730	.18
<sup>2</sup> AT10-780-20	7762-4056	78	780	.20
<sup>2</sup> AT10-800-20	7762-4057	80	800	.20
<sup>2</sup> AT10-840-20	7762-4059	84	840	.21
<sup>2</sup> AT10-890-20	7762-4060	89	890	.22
<sup>2</sup> AT10-920-20	7762-4061	92	920	.23
<sup>2</sup> AT10-960-20	7762-4062	96	960	.24
<sup>2</sup> AT10-980-20	7762-4063	98	980	.25

Part No.	Product No.	No. of Teeth	Pitch Length (mm)	Wt. Ea. (Lbs.)
<sup>2</sup> AT10-1010-20	7762-4064	101	1010	.25
<sup>2</sup> AT10-1050-20	7762-4065	105	1050	.26
<sup>2</sup> AT10-1080-20	7762-4066	108	1080	.27
<sup>2</sup> AT10-1150-20	7762-4067	115	1150	.29
<sup>2</sup> AT10-1210-20	7762-4068	121	1210	.30
<sup>2</sup> AT10-1250-20	7762-4069	125	1250	.31
<sup>2</sup> AT10-1320-20	7762-4070	132	1320	.33
<sup>2</sup> AT10-1400-20	7762-4071	140	1400	.35
<sup>2</sup> AT10-1500-20	7762-4072	150	1500	.38
<sup>2</sup> AT10-1600-20	7762-4073	160	1600	.40
<sup>2</sup> AT10-1700-20	7762-4074	170	1700	.43
<sup>2</sup> AT10-1800-20	7762-4230	180	1800	.45

### AT10 Pitch — 25mm Wide

Part No.	Product No.	No. of Teeth	Pitch Length (mm)	Wt. Ea. (Lbs.)
AT10-500-25	7762-4075	50	500	.16
AT10-560-25	7762-4076	56	560	.18
AT10-610-25	7762-4077	61	610	.19
AT10-660-25	7762-4078	66	660	.21
AT10-700-25	7762-4079	70	700	.22
AT10-730-25	7762-4080	73	730	.23
AT10-780-25	7762-4081	78	780	.24
AT10-800-25	7762-4082	80	800	.25
AT10-840-25	7762-4084	84	840	.26
AT10-890-25	7762-4085	89	890	.28
AT10-920-25	7762-4086	92	920	.29
AT10-960-25	7762-4087	96	960	.30
AT10-980-25	7762-4088	98	980	.31

Part No.	Product No.	No. of Teeth	Pitch Length (mm)	Wt. Ea. (Lbs.)
AT10-1010-25	7762-4089	101	1010	.32
AT10-1050-25	7762-4090	105	1050	.33
AT10-1080-25	7762-4091	108	1080	.34
AT10-1150-25	7762-4092	115	1150	.36
AT10-1210-25	7762-4093	121	1210	.38
AT10-1250-25	7762-4094	125	1250	.39
AT10-1320-25	7762-4095	132	1320	.41
AT10-1400-25	7762-4096	140	1400	.44
AT10-1500-25	7762-4097	150	1500	.47
AT10-1600-25	7762-4098	160	1600	.50
AT10-1700-25	7762-4099	170	1700	.53
AT10-1800-25	7762-4242	180	1800	.56

### AT10 Pitch — 32mm Wide

Part No.	Product No.	No. of Teeth	Pitch Length (mm)	Wt. Ea. (Lbs.)
AT10-500-32	7762-4100	50	500	.20
AT10-560-32	7762-4101	56	560	.22
AT10-610-32	7762-4102	61	610	.24
AT10-660-32	7762-4103	66	660	.26
AT10-700-32	7762-4104	70	700	.28
AT10-730-32	7762-4105	73	730	.29
AT10-780-32	7762-4106	78	780	.31
AT10-800-32	7762-4107	80	800	.32
AT10-840-32	7762-4109	84	840	.34
AT10-890-32	7762-4110	89	890	.36
AT10-920-32	7762-4111	92	920	.37
AT10-960-32	7762-4112	96	960	.39
AT10-980-32	7762-4113	98	980	.39

Part No.	Product No.	No. of Teeth	Pitch Length (mm)	Wt. Ea. (Lbs.)
AT10-1010-32	7762-4114	101	1010	.41
AT10-1050-32	7762-4115	105	1050	.42
AT10-1080-32	7762-4116	108	1080	.43
AT10-1150-32	7762-4117	115	1150	.46
AT10-1210-32	7762-4118	121	1210	.49
AT10-1250-32	7762-4119	125	1250	.50
AT10-1320-32	7762-4120	132	1320	.53
AT10-1400-32	7762-4121	140	1400	.56
AT10-1500-32	7762-4122	150	1500	.60
AT10-1600-32	7762-4123	160	1600	.64
AT10-1700-32	7762-4124	170	1700	.68
AT10-1800-32	7762-4233	180	1800	.72

<sup>2</sup> MTO Minimum Required. Check with Customer Service for availability.





# Synchro-Power® Polyurethane Belts

SYNCHRO-POWER BELTS

## Product No. Series 7762 (continued)

### AT10 Pitch — 50mm Wide

Part No.	Product No.	No. of Teeth	Pitch Length (mm)	Wt. Ea. (Lbs.)
AT10-500-50	7762-4125	50	500	.31
AT10-560-50	7762-4126	56	560	.35
AT10-610-50	7762-4127	61	610	.38
AT10-660-50	7762-4128	66	660	.41
AT10-700-50	7762-4129	70	700	.44
AT10-730-50	7762-4130	73	730	.46
AT10-780-50	7762-4131	78	780	.49
AT10-800-50	7762-4132	80	800	.50
AT10-840-50	7762-4134	84	840	.53
AT10-890-50	7762-4135	89	890	.56
AT10-920-50	7762-4136	92	920	.58
AT10-960-50	7762-4137	96	960	.60
AT10-980-50	7762-4138	98	980	.61

Part No.	Product No.	No. of Teeth	Pitch Length (mm)	Wt. Ea. (Lbs.)
AT10-1010-50	7762-4139	101	1010	.63
AT10-1050-50	7762-4140	105	1050	.66
AT10-1080-50	7762-4141	108	1080	.68
AT10-1150-50	7762-4142	115	1150	.72
AT10-1210-50	7762-4143	121	1210	.76
AT10-1250-50	7762-4144	125	1250	.78
AT10-1320-50	7762-4145	132	1320	.83
AT10-1400-50	7762-4146	140	1400	.88
AT10-1500-50	7762-4147	150	1500	.94
AT10-1600-50	7762-4148	160	1600	1.00
AT10-1700-50	7762-4149	170	1700	1.07
AT10-1800-50	7762-4235	180	1800	1.12

### AT10 Pitch — 75mm Wide

Part No.	Product No.	No. of Teeth	Pitch Length (mm)	Wt. Ea. (Lbs.)
<sup>2</sup> AT10-500-75	7762-4150	50	500	.47
<sup>2</sup> AT10-560-75	7762-4151	56	560	.53
<sup>2</sup> AT10-610-75	7762-4152	61	610	.57
<sup>2</sup> AT10-660-75	7762-4153	66	660	.62
<sup>2</sup> AT10-700-75	7762-4154	70	700	.66
<sup>2</sup> AT10-730-75	7762-4155	73	730	.69
<sup>2</sup> AT10-780-75	7762-4156	78	780	.73
<sup>2</sup> AT10-800-75	7762-4157	80	800	.75
<sup>2</sup> AT10-840-75	7762-4159	84	840	.79
<sup>2</sup> AT10-890-75	7762-4160	89	890	.84
<sup>2</sup> AT10-920-75	7762-4161	92	920	.87
<sup>2</sup> AT10-960-75	7762-4162	96	960	.90
<sup>2</sup> AT10-980-75	7762-4163	98	980	.92

Part No.	Product No.	No. of Teeth	Pitch Length (mm)	Wt. Ea. (Lbs.)
<sup>2</sup> AT10-1010-75	7762-4164	101	1010	.95
<sup>2</sup> AT10-1050-75	7762-4165	105	1050	.99
<sup>2</sup> AT10-1080-75	7762-4166	108	1080	1.02
<sup>2</sup> AT10-1150-75	7762-4167	115	1150	1.08
<sup>2</sup> AT10-1210-75	7762-4168	121	1210	1.14
<sup>2</sup> AT10-1250-75	7762-4169	125	1250	1.18
<sup>2</sup> AT10-1320-75	7762-4170	132	1320	1.24
<sup>2</sup> AT10-1400-75	7762-4171	140	1400	1.32
<sup>2</sup> AT10-1500-75	7762-4172	150	1500	1.41
<sup>2</sup> AT10-1600-75	7762-4173	160	1600	1.51
<sup>2</sup> AT10-1700-75	7762-4174	170	1700	1.60
<sup>2</sup> AT10-1800-75	7762-4237	180	1800	1.69

### AT10 Pitch — 200mm Wide

Part No.	Product No.	No. of Teeth	Pitch Length (mm)	Wt. Ea. (Lbs.)
<sup>2</sup> AT10-500-200	7762-4200	50	500	1.25
<sup>2</sup> AT10-560-200	7762-4201	56	560	1.41
<sup>2</sup> AT10-610-200	7762-4202	61	610	1.53
<sup>2</sup> AT10-660-200	7762-4203	66	660	1.66
<sup>2</sup> AT10-700-200	7762-4204	70	700	1.76
<sup>2</sup> AT10-730-200	7762-4205	73	730	1.83
<sup>2</sup> AT10-780-200	7762-4206	78	780	1.96
<sup>2</sup> AT10-800-200	7762-4207	80	800	2.01
<sup>2</sup> AT10-840-200	7762-4209	84	840	2.11
<sup>2</sup> AT10-890-200	7762-4210	89	890	2.23
<sup>2</sup> AT10-920-200	7762-4211	92	920	2.31
<sup>2</sup> AT10-960-200	7762-4212	96	960	2.41
<sup>2</sup> AT10-980-200	7762-4213	98	980	2.46

Part No.	Product No.	No. of Teeth	Pitch Length (mm)	Wt. Ea. (Lbs.)
<sup>2</sup> AT10-1010-200	7762-4214	101	1010	2.53
<sup>2</sup> AT10-1050-200	7762-4215	105	1050	2.63
<sup>2</sup> AT10-1080-200	7762-4216	108	1080	2.71
<sup>2</sup> AT10-1150-200	7762-4217	115	1150	2.89
<sup>2</sup> AT10-1210-200	7762-4218	121	1210	3.04
<sup>2</sup> AT10-1250-200	7762-4219	125	1250	3.14
<sup>2</sup> AT10-1320-200	7762-4220	132	1320	3.31
<sup>2</sup> AT10-1400-200	7762-4221	140	1400	3.51
<sup>2</sup> AT10-1500-200	7762-4222	150	1500	3.76
<sup>2</sup> AT10-1600-200	7762-4223	160	1600	4.01
<sup>2</sup> AT10-1700-200	7762-4224	170	1700	4.27
<sup>2</sup> AT10-1800-200	7762-4241	180	1800	4.51

<sup>2</sup> MTO Minimum Required. Check with Customer Service for availability.





## Super HC<sup>®</sup> Belts

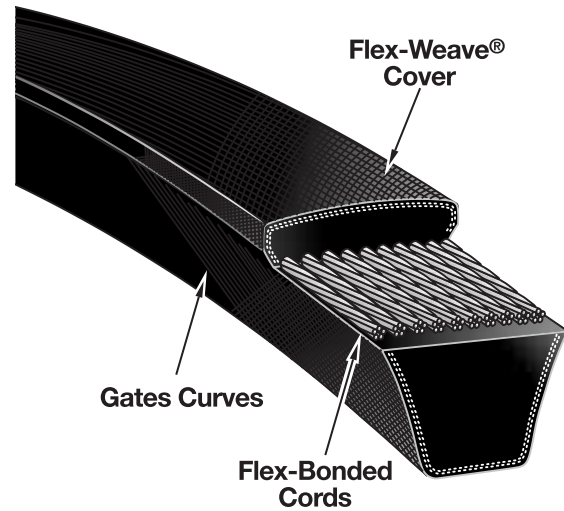
Pioneered by Gates, these "narrow" cross-sections can transmit up to three times the horsepower of the classical cross-sections (A, B, C, and D) in the same amount of drive space.

### Markets/Applications

Suitable for all industrial applications, particularly where space, weight and horsepower capacity are critical.

### Features/Advantages

- **Gates Curves** provide proper cord support and full contact with the sheave-groove for uniform loading, uniform wear, and increased belt life.
- **Flex-Bonded Cords** are strongly bonded to the body of the belt resulting in equal load distribution and the absorption of bending stress without cord deterioration.
- **The Flex-Weave<sup>®</sup> Cover** is a patented construction for longer cover life, providing extended protection to the core of the belt from oil, dirt, and heat.
- Meets RMA **oil and heat resistant** standards.
- Meets RMA **static conductivity** requirements.



**Recommended Sheaves**  
Super HC Sheaves

### Notes

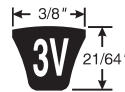
Gates Super HC belts are available in 3V, 5V, and 8V cross-sections.

HEAVY DUTY V-BELTS

### Product No. Series 9332

#### 3V Section

Size	Product No.	Belt O.C. (In.)	Wt. Ea. (Lbs.)	Qty Per Ctn
3V250	9332-0250	25.0	.12	10
3V265	9332-0265	26.5	.12	10
3V280	9332-0280	28.0	.13	10
3V300	9332-0300	30.0	.14	10
3V315	9332-0315	31.5	.15	10
3V335	9332-0335	33.5	.16	10
3V355	9332-0355	35.5	.17	10
3V375	9332-0375	37.5	.17	10
3V400	9332-0400	40.0	.19	10
3V420	9332-0420	42.0	.20	150
3V425	9332-0425	42.5	.20	10
3V450	9332-0450	45.0	.21	10
3V475	9332-0475	47.5	.22	10
3V500	9332-0500	50.0	.24	10
3V530	9332-0530	53.0	.25	10
3V560	9332-0560	56.0	.26	10
3V590	9332-0590	59.0	.25	50
3V600	9332-0600	60.0	.28	10
3V630	9332-0630	63.0	.30	10

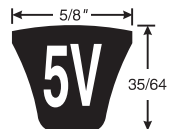


Size	Product No.	Belt O.C. (In.)	Wt. Ea. (Lbs.)	Qty Per Ctn
3V650	9332-0650	65.0	.31	100
3V670	9332-0670	67.0	.32	10
3V710	9332-0710	71.0	.62	10
3V730	9332-0730	73.0	.34	10
3V750	9332-0750	75.0	.35	10
3V800	9332-0800	80.0	.38	10
3V810	9332-0810	81.0	.38	76
3V830	9332-0830	83.0	.39	10
3V850	9332-0850	85.0	.40	10
3V900	9332-0900	90.0	.43	10
3V950	9332-0950	95.0	.45	10
3V1000	9332-1000	100.0	.47	10
3V1060	9332-1060	106.0	.50	10
3V1120	9332-1120	112.0	.53	10
3V1180	9332-1180	118.0	.56	10
3V1250	9332-1250	125.0	.59	10
3V1320	9332-1320	132.0	.62	10
3V1400	9332-1400	140.0	.66	10

### Product No. Series 9334

#### 5V Section

Size	Product No.	Belt O.C. (In.)	Wt. Ea. (Lbs.)	Qty Per Ctn
5V500	9334-0500	50.0	.65	10
5V530	9334-0530	53.0	.73	10
5V560	9334-0560	56.0	.77	10



Size	Product No.	Belt O.C. (In.)	Wt. Ea. (Lbs.)	Qty Per Ctn
5V600	9334-0600	60.0	.80	10
5V630	9334-0630	63.0	.82	10
5V670	9334-0670	67.0	.89	10







# Super HC<sup>®</sup> Belts

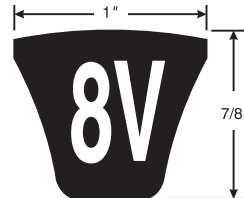
## Product No. Series 9334 (continued)

### 5V Section (continued)

Size	Product No.	Belt O.C. (In.)	Wt. Ea. (Lbs.)	Qty Per Ctn
5V710	9334-0710	71.0	.93	10
5V750	9334-0750	75.0	1.00	10
5V800	9334-0800	80.0	1.05	10
5V850	9334-0850	85.0	1.10	10
5V900	9334-0900	90.0	1.20	10
5V950	9334-0950	95.0	1.25	10
5V1000	9334-1000	100.0	1.32	10
5V1060	9334-1060	106.0	1.40	10
5V1120	9334-1120	112.0	1.50	10
5V1180	9334-1180	118.0	1.55	10
5V1250	9334-1250	125.0	1.64	10
5V1320	9334-1320	132.0	1.74	10
5V1400	9334-1400	140.0	1.82	10
5V1500	9334-1500	150.0	2.00	10
5V1600	9334-1600	160.0	2.10	10
5V1630	9334-1630	163.0	2.15	26

Size	Product No.	Belt O.C. (In.)	Wt. Ea. (Lbs.)	Qty Per Ctn
5V1700	9334-1700	170.0	2.25	10
5V1710	9334-1710	171.0	2.25	26
5V1800	9334-1800	180.0	2.35	10
5V1900	9334-1900	190.0	2.50	10
5V2000	9334-2000	200.0	2.60	10
5V2120	9334-2120	212.0	2.80	10
5V2240	9334-2240	224.0	2.95	10
5V2360	9334-2360	236.0	3.10	10
5V2500	9334-2500	250.0	3.30	10
5V2650	9334-2650	265.0	3.50	5
5V2800	9334-2800	280.0	3.70	5
5V3000	9334-3000	300.0	3.98	5
5V3150	9334-3150	315.0	4.20	5
5V3350	9334-3350	335.0	4.40	5
5V3550	9334-3550	355.0	4.70	5

HEAVY DUTY V-BELTS



## Product No. Series 9336

### 8V Section

Size	Product No.	Belt O.C. (In.)	Wt. Ea. (Lbs.)	Qty Per Ctn
8V1000	9336-1000	100.0	3.30	5
8V1060	9336-1060	106.0	3.55	5
8V1120	9336-1120	112.0	3.80	5
8V1180	9336-1180	118.0	4.00	5
8V1250	9336-1250	125.0	4.10	5
8V1320	9336-1320	132.0	4.45	5
8V1400	9336-1400	140.0	4.75	5
8V1500	9336-1500	150.0	5.15	5
8V1600	9336-1600	160.0	5.45	5
8V1700	9336-1700	170.0	5.85	5
8V1800	9336-1800	180.0	6.15	5
8V1900	9336-1900	190.0	6.40	4
8V2000	9336-2000	200.0	6.90	4
8V2120	9336-2120	212.0	7.35	4
8V2240	9336-2240	224.0	7.50	4
8V2300	9336-2300	230.0	7.85	4

Size	Product No.	Belt O.C. (In.)	Wt. Ea. (Lbs.)	Qty Per Ctn
8V2360	9336-2360	236.0	7.95	3
8V2500	9336-2500	250.0	8.50	3
8V2650	9336-2650	265.0	9.00	3
8V2800	9336-2800	280.0	9.45	3
8V3000	9336-3000	300.0	10.45	3
8V3150	9336-3150	315.0	10.85	3
8V3350	9336-3350	335.0	11.40	1
8V3550	9336-3550	355.0	12.15	1
8V3750	9336-3750	375.0	12.90	1
8V4000	9336-4000	400.0	13.70	1
8V4250	9336-4250	425.0	14.65	1
8V4500	9336-4500	450.0	15.40	1
8V4750	9336-4750	475.0	16.29	1
8V5000	9336-5000	500.0	17.10	1
8V5600	9336-5600	560.0	19.10	1
8V6000	9336-6000	600.0	20.50	1





## Super HC<sup>®</sup> Molded Notch Belts

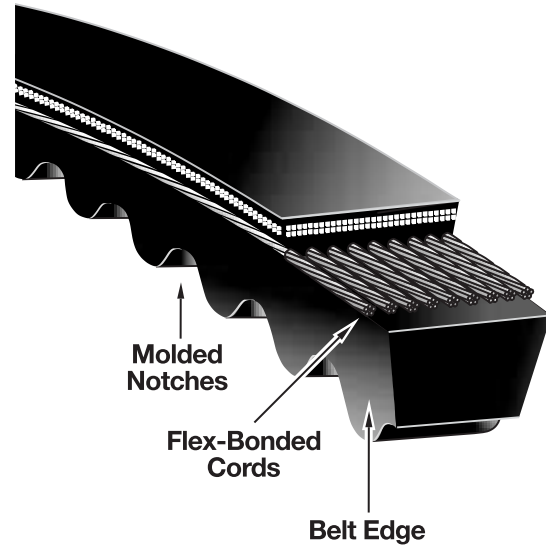
Constructed with Gates proprietary construction, this belt has a superior combination of flex and load carrying capacity, as well as transmitting more horsepower than the classical cross sections in the same amount of drive space.

### Markets/Applications

Suitable for all industrial applications, particularly where space, weight and horsepower capacity are critical.

### Features/Advantages

- **Notches molded** into the belt during manufacturing make this belt well suited for drives with smaller diameter sheaves.
- **Belt Edge** is machined for even sheave groove contact resulting in less slip and wear.
- **Flex-Bonded Cords** are strongly bonded to the body of the belt resulting in equal load distribution and the absorption of bending stress without cord deterioration.
- Meets RMA **oil and heat resistant** standards.
- Meets RMA **static conductivity** requirements.



**Recommended Sheaves**  
Super HC Sheaves

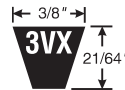
### Notes

Gates Super HC Molded Notch belts are available in 3VX and 5VX cross-sections.

HEAVY DUTY V-BELTS

## Product No. Series 9412

### 3VX Section



Size	Product No.	Belt O.C. (In.)	Wt. Ea. (Lbs.)	Qty Per Ctn
3VX250	9412-0250	25.0	.11	10
3VX265	9412-0265	26.5	.12	10
3VX280	9412-0280	28.0	.13	10
3VX290	9412-0290	29.0	.13	104
3VX300	9412-0300	30.0	.13	10
3VX315	9412-0315	31.5	.14	10
3VX326	9412-0326	32.6	.14	107
3VX335	9412-0335	33.5	.14	10
3VX350	9412-0350	35.0	.17	10
3VX355	9412-0355	35.5	.15	10
3VX366	9412-0366	36.6	.16	10
3VX375	9412-0375	37.5	.16	10
3VX385	9412-0385	38.5	.16	10
3VX390	9412-0390	39.0	.16	107
3VX400	9412-0400	40.0	.17	10
3VX415	9412-0415	41.5	.17	10
3VX425	9412-0425	42.5	.18	10
3VX450	9412-0450	45.0	.19	10
3VX464	9412-0464	46.4	.20	10
3VX475	9412-0475	47.5	.20	10
3VX487	9412-0487	48.7	.20	107
3VX500	9412-0500	50.0	.20	10
3VX520	9412-0520	52.0	.21	10
3VX530	9412-0530	53.0	.21	10
3VX540	9412-0540	54.0	.22	10
3VX550	9412-0550	55.0	.22	10
3VX560	9412-0560	56.0	.23	10
3VX570	9412-0570	57.0	.23	10
3VX580	9412-0580	58.0	.23	10

Size	Product No.	Belt O.C. (In.)	Wt. Ea. (Lbs.)	Qty Per Ctn
3VX590	9412-0590	59.0	.24	10
3VX600	9412-0600	60.0	.24	10
3VX616	9412-0616	61.6	.25	100
3VX630	9412-0630	63.0	.25	10
3VX650	9412-0650	65.0	.26	10
3VX670	9412-0670	67.0	.27	10
3VX690	9412-0690	69.0	.27	10
3VX710	9412-0710	71.0	.28	10
3VX750	9412-0750	75.0	.29	10
3VX771	9412-0771	77.1	.30	10
3VX800	9412-0800	80.0	.31	10
3VX826	9412-0826	82.6	.32	10
3VX850	9412-0850	85.0	.33	10
3VX900	9412-0900	90.0	.35	10
3VX926	9412-0926	92.6	.35	10
3VX950	9412-0950	95.0	.37	10
3VX974	9412-0974	97.4	.37	54
3VX1000	9412-1000	100.0	.38	10
3VX1027	9412-1027	102.7	.39	10
3VX1060	9412-1060	106.0	.41	10
3VX1088	9412-1088	108.8	.42	54
3VX1120	9412-1120	112.0	.43	10
3VX1146	9412-1146	114.6	.44	54
3VX1180	9412-1180	118.0	.45	10
3VX1224	9412-1224	122.4	.47	10
3VX1250	9412-1250	125.0	.47	10
3VX1296	9412-1296	129.6	.49	54
3VX1320	9412-1320	132.0	.50	10
3VX1400	9412-1400	140.0	.53	10

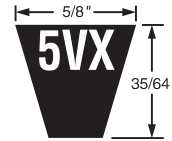




# Super HC<sup>®</sup> Molded Notch Belts

## Product No. Series 9414

### 5VX Section



Size	Product No.	Belt O.C. (In.)	Wt. Ea. (Lbs.)	Qty Per Ctn
5VX350	9414-0350	35.0	.36	10
5VX362	9414-0362	36.2	.37	68
5VX372	9414-0372	37.2	.38	68
5VX382	9414-0382	38.2	.40	68
5VX392	9414-0392	39.2	.40	68
5VX402	9414-0402	40.2	.41	68
5VX412	9414-0412	41.2	.42	68
5VX422	9414-0422	42.2	.43	68
5VX433	9414-0433	43.3	.45	68
5VX450	9414-0450	45.0	.46	10
5VX459	9414-0459	45.9	.46	68
5VX470	9414-0470	47.0	.48	10
5VX479	9414-0479	47.9	.49	34
5VX490	9414-0490	49.0	.50	10
5VX500	9414-0500	50.0	.51	10
5VX510	9414-0510	51.0	.52	10
5VX519	9414-0519	51.9	.54	34
5VX530	9414-0530	53.0	.54	10
5VX540	9414-0540	54.0	.55	10
5VX550	9414-0550	55.0	.56	10
5VX560	9414-0560	56.0	.57	10
5VX570	9414-0570	57.0	.58	10
5VX580	9414-0580	58.0	.59	10
5VX590	9414-0590	59.0	.60	10
5VX600	9414-0600	60.0	.60	10
5VX610	9414-0610	61.0	.61	10
5VX619	9414-0619	61.9	.62	10
5VX630	9414-0630	63.0	.64	10
5VX650	9414-0650	65.0	.66	10
5VX660	9414-0660	66.0	.66	10
5VX670	9414-0670	67.0	.68	10
5VX680	9414-0680	68.0	.68	10
5VX690	9414-0690	69.0	.68	10
5VX700	9414-0700	70.0	.70	10
5VX710	9414-0710	71.0	.71	10
5VX720	9414-0720	72.0	.72	10
5VX730	9414-0730	73.0	.74	10
5VX740	9414-0740	74.0	.75	10
5VX750	9414-0750	75.0	.76	10
5VX760	9414-0760	76.0	.76	10
5VX769	9414-0769	76.9	.77	40
5VX780	9414-0780	78.0	.78	10
5VX790	9414-0790	79.0	.80	10
5VX800	9414-0800	80.0	.81	10

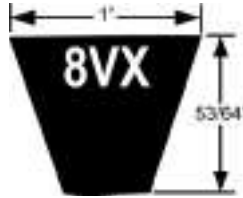
Size	Product No.	Belt O.C. (In.)	Wt. Ea. (Lbs.)	Qty Per Ctn
5VX810	9414-0810	81.0	.82	10
5VX830	9414-0830	83.0	.83	10
5VX840	9414-0840	84.0	.84	10
5VX850	9414-0850	85.0	.85	10
5VX860	9414-0860	86.0	.86	10
5VX867	9414-0867	86.7	.86	34
5VX880	9414-0880	88.0	.89	10
5VX890	9414-0890	89.0	.90	10
5VX900	9414-0900	90.0	.90	10
5VX918	9414-0918	91.8	.92	10
5VX930	9414-0930	93.0	.93	10
5VX940	9414-0940	94.0	.93	10
5VX950	9414-0950	95.0	.95	10
5VX960	9414-0960	96.0	.96	10
5VX978	9414-0978	97.8	.98	10
5VX990	9414-0990	99.0	.98	10
5VX1000	9414-1000	100.0	1.00	10
5VX1017	9414-1017	101.7	1.02	10
5VX1030	9414-1030	103.0	1.03	10
5VX1050	9414-1050	105.0	1.05	10
5VX1060	9414-1060	106.0	1.06	10
5VX1080	9414-1080	108.0	1.07	10
5VX1108	9414-1108	110.8	1.10	10
5VX1120	9414-1120	112.0	1.11	10
5VX1139	9414-1139	113.9	1.14	10
5VX1150	9414-1150	115.0	1.14	10
5VX1160	9414-1160	116.0	1.15	10
5VX1162	9414-1162	116.2	1.15	10
5VX1180	9414-1180	118.0	1.17	10
5VX1220	9414-1220	122.0	1.20	10
5VX1230	9414-1230	123.0	1.22	10
5VX1250	9414-1250	125.0	1.24	10
5VX1277	9414-1277	127.7	1.27	10
5VX1320	9414-1320	132.0	1.30	10
5VX1374	9414-1374	137.4	1.36	10
5VX1400	9414-1400	140.0	1.38	10
5VX1469	9414-1469	146.9	1.46	10
5VX1500	9414-1500	150.0	1.48	10
5VX1600	9414-1600	160.0	1.56	10
5VX1700	9414-1700	170.0	1.67	10
5VX1701	9414-1701	170.1	1.67	10
5VX1800	9414-1800	180.0	1.78	10
5VX1900	9414-1900	190.0	1.88	10
5VX2000	9414-2000	200.0	1.95	10

HEAVY DUTY V-BELTS





# Super HC<sup>®</sup> Molded Notch Belts



## Product No. Series 9516

### 8VX Section

Size	Product No.	Belt O.C. (In.)	Wt. Ea. (Lbs.)	Qty Per Ctn
8VX1000	9516-1000	100.0	2.69	10
8VX1060	9516-1060	106.0	2.85	10
8VX1120	9516-1120	112.0	3.01	10
8VX1180	9516-1180	118.0	3.17	10
8VX1250	9516-1250	125.0	3.36	10
8VX1320	9516-1320	132.0	3.55	10
8VX1400	9516-1400	140.0	3.77	5

Size	Product No.	Belt O.C. (In.)	Wt. Ea. (Lbs.)	Qty Per Ctn
8VX1500	9516-1500	150.0	4.04	5
8VX1600	9516-1600	160.0	4.30	5
8VX1700	9516-1700	170.0	4.57	5
8VX1800	9516-1800	180.0	4.84	5
8VX1900	9516-1900	190.0	5.11	5
8VX2000	9516-2000	200.0	5.38	5

HEAVY DUTY V-BELTS





# Super HC® PowerBand® Belts

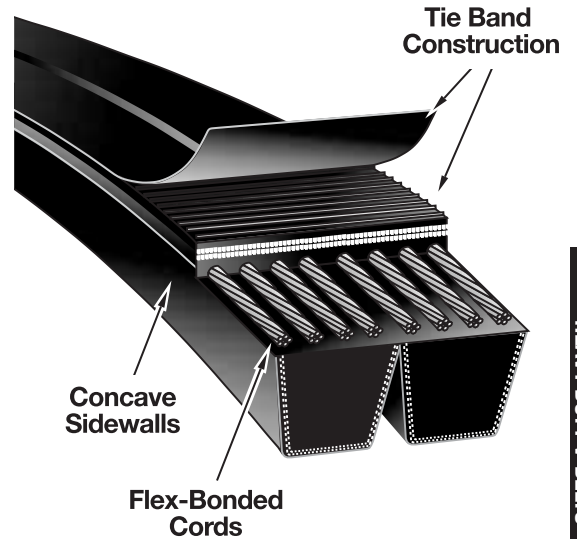
The PowerBand construction allows multiple belts to function as a single unit, with even load distribution and each strand fitting securely in the sheave groove.

## Markets/Applications

Recommended for multiple V-belt drives exposed to pulsating or heavy shock loads which can make belts whip, turn over or jump off the drive.

## Features/Advantages

- The **Tie Band** assures high lateral rigidity, guiding the belt in a straight line and preventing it from coming off the drive.
- **Concave sidewalls** provide proper cord support and full contact with the sheave-groove for equal loading and uniform wear.
- **Flex-Bonded Cords** are strongly bonded to the body of the belt resulting in equal load distribution and the absorption of bending stress without cord deterioration.
- Meets RMA **oil and heat resistant** standards.
- Meets RMA **static conductivity** requirements.



HEAVY DUTY V-BELTS

## Size Range/Availability

- **Large Inventory** of standard lengths and widths are readily available. See sizing table for details.
- **Belt Slitters** located onsite at several Gates Service Centers can cut down an existing belt in inventory to the strand width needed.
- **Made-To-Order Belt Sizes** are available in any length from 45.0 up to 220.0 inches.

**Recommended Sheaves**  
Super HC Sheaves

## Notes

Belt part number is constructed by placing the (#) number of strands required followed by a slash (/) in front of the belt size.  
For Example, 5/3V800 represents a 3V800 with 5 joined strands.

Belt product number is 8 or 9 digits constructed of product series prefix, number of strands, and belt length.  
For example, 93855080 represents a "3V" section PowerBand (9385) with 5 strands (5) that is 80.0 inches (080) long.

3V PowerBand® Belts are non-notched, raw edge construction for sizes 3V300 through 3V750. Sizes 3V800 and longer are banded (covered) construction.

## Product No. Series 9385

### 3V Section



Size (# = strands)	Belt O.C. (In.)	Wt. Per Strand (Lbs.)	Belt Width In Number of Strands											13 to 30 Strand Maximum (## = strands)
			2 Strand	3 Strand	4 Strand	5 Strand	6 Strand	7 Strand	8 Strand	9 Strand	10 Strand	11 Strand	12 Strand	
			9385-	9385-	9385-	9385-	9385-	9385-	9385-	9385-	9385-	9385-	9385-	
<sup>15</sup> #/3V300	30.0	.18	2030	3030	4030	5030	6030	7030	8030	9030	10030	11030	12030	##030
<sup>15</sup> #/3V315	31.5	.20	2031	3031	4031	5031	6031	7031	8031	9031	10031	11031	12031	##031
<sup>15</sup> #/3V335	33.5	.20	2033	3033	4033	5033	6033	7033	8033	9033	10033	11033	12033	##033
<sup>15</sup> #/3V355	35.5	.20	2035	3035	4035	5035	6035	7035	8035	9035	10035	11035	12035	##035
<sup>15</sup> #/3V375	37.5	.22	2037	3037	4037	5037	6037	7037	8037	9037	10037	11037	12037	##037
<sup>15</sup> #/3V400	40.0	.24	2040	3040	4040	5040	6040	7040	8040	9040	10040	11040	12040	##040
<sup>15</sup> #/3V425	42.5	.26	2042	3042	4042	5042	6042	7042	8042	9042	10042	11042	12042	##042
<sup>15</sup> #/3V450	45.0	.28	2045	3045	4045	5045	6045	7045	8045	9045	10045	11045	12045	##045
<sup>15</sup> #/3V475	47.5	.29	2047	3047	4047	5047	6047	7047	8047	9047	10047	11047	12047	##047
<sup>15</sup> #/3V500	50.0	.30	2050	3050	4050	5050	6050	7050	8050	9050	10050	11050	12050	##050
<sup>15</sup> #/3V530	53.0	.33	2053	3053	4053	5053	6053	7053	8053	9053	10053	11053	12053	##053
<sup>15</sup> #/3V560	56.0	.34	2056	3056	4056	5056	6056	7056	8056	9056	10056	11056	12056	##056
<sup>15</sup> #/3V600	60.0	.37	2060	3060	4060	5060	6060	7060	8060	9060	10060	11060	12060	##060
<sup>15</sup> #/3V630	63.0	.40	2063	3063	4063	5063	6063	7063	8063	9063	10063	11063	12063	##063

<sup>15</sup> Not included in V-80 matching program.





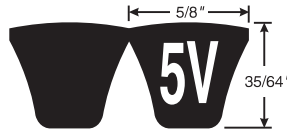
# Super HC<sup>®</sup> PowerBand<sup>®</sup> Belts

## Product No. Series 9385 (continued)

### 3V Section (continued)

Size (# = strands)	Belt O.C. (In.)	Wt. Per Strand (Lbs.)	Belt Width In Number of Strands											13 to 30 Strand Maximum (## = strands)
			2 Strand	3 Strand	4 Strand	5 Strand	6 Strand	7 Strand	8 Strand	9 Strand	10 Strand	11 Strand	12 Strand	
			9385-	9385-	9385-	9385-	9385-	9385-	9385-	9385-	9385-	9385-	9385-	
15 #/3V670	67.0	.41	2067	3067	4067	5067	6067	7067	8067	9067	10067	11067	12067	##067
15 #/3V710	71.0	.44	2071	3071	4071	5071	6071	7071	8071	9071	10071	11071	12071	##071
15 #/3V750	75.0	.46	2075	3075	4075	5075	6075	7075	8075	9075	10075	11075	12075	##075
#/3V800	80.0	.50	2080	3080	4080	5080	6080	7080	8080	9080	10080	11080	12080	##080
#/3V850	85.0	.53	2085	3085	4085	5085	6085	7085	8085	9085	10085	11085	12085	##085
#/3V900	90.0	.56	2090	3090	4090	5090	6090	7090	8090	9090	10090	11090	12090	##090
#/3V950	95.0	.60	2095	3095	4095	5095	6095	7095	8095	9095	10095	11095	12095	##095
#/3V1000	100.0	.63	2100	3100	4100	5100	6100	7100	8100	9100	10100	11100	12100	##100
#/3V1060	106.0	.66	2106	3106	4106	5106	6106	7106	8106	9106	10106	11106	12106	##106
#/3V1120	112.0	.70	2112	3112	4112	5112	6112	7112	8112	9112	10112	11112	12112	##112
#/3V1180	118.0	.74	2118	3118	4118	5118	6118	7118	8118	9118	10118	11118	12118	##118
#/3V1250	125.0	.79	2125	3125	4125	5125	6125	7125	8125	9125	10125	11125	12125	##125
#/3V1320	132.0	.83	2132	3132	4132	5132	6132	7132	8132	9132	10132	11132	12132	##132
#/3V1400	140.0	.88	2140	3140	4140	5140	6140	7140	8140	9140	10140	11140	12140	##140

HEAVY DUTY V-BELTS



## Product No. Series 9386

### 5V Section

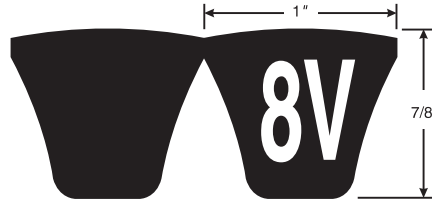
Size (# = strands)	Belt O.C. (In.)	Wt. Per Strand (Lbs.)	Belt Width In Number of Strands											13 to 18 Strand Maximum (## = strands)
			2 Strand	3 Strand	4 Strand	5 Strand	6 Strand	7 Strand	8 Strand	9 Strand	10 Strand	11 Strand	12 Strand	
			9386-	9386-	9386-	9386-	9386-	9386-	9386-	9386-	9386-	9386-	9386-	
15 #/5V500	50.0	.70	2050	3050	4050	5050	6050	7050	8050	9050	10050	11050	12050	##050
15 #/5V530	53.0	.80	2053	3053	4053	5053	6053	7053	8053	9053	10053	11053	12053	##053
15 #/5V560	56.0	.86	2056	3056	4056	5056	6056	7056	8056	9056	10056	11056	12056	##056
15 #/5V600	60.0	.96	2060	3060	4060	5060	6060	7060	8060	9060	10060	11060	12060	##060
15 #/5V630	63.0	1.00	2063	3063	4063	5063	6063	7063	8063	9063	10063	11063	12063	##063
#/5V670	67.0	1.04	2067	3067	4067	5067	6067	7067	8067	9067	10067	11067	12067	##067
#/5V710	71.0	1.18	2071	3071	4071	5071	6071	7071	8071	9071	10071	11071	12071	##071
#/5V750	75.0	1.18	2075	3075	4075	5075	6075	7075	8075	9075	10075	11075	12075	##075
#/5V800	80.0	1.25	2080	3080	4080	5080	6080	7080	8080	9080	10080	11080	12080	##080
#/5V850	85.0	1.36	2085	3085	4085	5085	6085	7085	8085	9085	10085	11085	12085	##085
#/5V900	90.0	1.39	2090	3090	4090	5090	6090	7090	8090	9090	10090	11090	12090	##090
#/5V950	95.0	1.50	2095	3095	4095	5095	6095	7095	8095	9095	10095	11095	12095	##095
#/5V1000	100.0	1.57	2100	3100	4100	5100	6100	7100	8100	9100	10100	11100	12100	##100
#/5V1060	106.0	1.71	2106	3106	4106	5106	6106	7106	8106	9106	10106	11106	12106	##106
#/5V1120	112.0	1.79	2112	3112	4112	5112	6112	7112	8112	9112	10112	11112	12112	##112
#/5V1180	118.0	1.86	2118	3118	4118	5118	6118	7118	8118	9118	10118	11118	12118	##118
#/5V1200	120.0	1.90	2120	3120	4120	5120	6120	7120	8120	9120	10120	11120	12120	##120
#/5V1210	121.0	1.92	2121	3121	4121	5121	6121	7121	8121	9121	10121	11121	12121	##121
#/5V1250	125.0	2.00	2125	3125	4125	5125	6125	7125	8125	9125	10125	11125	12125	##125
#/5V1320	132.0	2.11	2132	3132	4132	5132	6132	7132	8132	9132	10132	11132	12132	##132
#/5V1400	140.0	2.25	2140	3140	4140	5140	6140	7140	8140	9140	10140	11140	12140	##140
#/5V1500	150.0	2.39	2150	3150	4150	5150	6150	7150	8150	9150	10150	11150	12150	##150
#/5V1600	160.0	2.57	2160	3160	4160	5160	6160	7160	8160	9160	10160	11160	12160	##160
#/5V1700	170.0	2.75	2170	3170	4170	5170	6170	7170	8170	9170	10170	11170	12170	##170
#/5V1800	180.0	2.89	2180	3180	4180	5180	6180	7180	8180	9180	10180	11180	12180	##180
#/5V1900	190.0	3.07	2190	3190	4190	5190	6190	7190	8190	9190	10190	11190	12190	##190
#/5V2000	200.0	3.25	2200	3200	4200	5200	6200	7200	8200	9200	10200	11200	12200	##200
#/5V2120	212.0	3.46	2212	3212	4212	5212	6212	7212	8212	9212	10212	11212	12212	##212
#/5V2240	224.0	3.68	2224	3224	4224	5224	6224	7224	8224	9224	10224	11224	12224	##224
#/5V2360	236.0	3.89	2236	3236	4236	5236	6236	7236	8236	9236	10236	11236	12236	##236
#/5V2500	250.0	4.07	2250	3250	4250	5250	6250	7250	8250	9250	10250	11250	12250	##250
#/5V2650	265.0	4.32	2265	3265	4265	5265	6265	7265	8265	9265	10265	11265	12265	##265
#/5V2800	280.0	4.57	2280	3280	4280	5280	6280	7280	8280	9280	10280	11280	12280	##280
#/5V3000	300.0	4.89	2300	3300	4300	5300	6300	7300	8300	9300	10300	11300	12300	##300
#/5V3150	315.0	5.18	2315	3315	4315	5315	6315	7315	8315	9315	10315	11315	12315	##315
#/5V3350	335.0	5.50	2335	3335	4335	5335	6335	7335	8335	9335	10335	11335	12335	##335
#/5V3550	355.0	5.79	2355	3355	4355	5355	6355	7355	8355	9355	10355	11355	12355	##355

15 Not included in V-80 matching program.





# Super HC<sup>®</sup> PowerBand<sup>®</sup> Belts



**Product No. Series 9387**

**8V Section**

Size (# = strands)	Belt O.C. (In.)	Wt. Per Strand (Lbs.)	Belt Width In Number of Strands											
			2 Strand	3 Strand	4 Strand	5 Strand	6 Strand	7 Strand	8 Strand	9 Strand	10 Strand	11 Strand	12 Strand	
			9387-	9387-	9387-	9387-	9387-	9387-	9387-	9387-	9387-	9387-	9387-	9387-
#/8V1000	100.0	3.90	2100	3100	4100	5100	6100	7100	8100	9100	10100	11100	12100	
#/8V1060	106.0	4.15	2106	3106	4106	5106	6106	7106	8106	9106	10106	11106	12106	
#/8V1120	112.0	4.42	2112	3112	4112	5112	6112	7112	8112	9112	10112	11112	12112	
#/8V1180	118.0	4.67	2118	3118	4118	5118	6118	7118	8118	9118	10118	11118	12118	
#/8V1250	125.0	5.00	2125	3125	4125	5125	6125	7125	8125	9125	10125	11125	12125	
#/8V1320	132.0	5.25	2132	3132	4132	5132	6132	7132	8132	9132	10132	11132	12132	
#/8V1400	140.0	5.58	2140	3140	4140	5140	6140	7140	8140	9140	10140	11140	12140	
#/8V1500	150.0	6.00	2150	3150	4150	5150	6150	7150	8150	9150	10150	11150	12150	
#/8V1600	160.0	6.33	2160	3160	4160	5160	6160	7160	8160	9160	10160	11160	12160	
#/8V1700	170.0	6.75	2170	3170	4170	5170	6170	7170	8170	9170	10170	11170	12170	
#/8V1800	180.0	7.25	2180	3180	4180	5180	6180	7180	8180	9180	10180	11180	12180	
#/8V1900	190.0	7.67	2190	3190	4190	5190	6190	7190	8190	9190	10190	11190	12190	
#/8V2000	200.0	8.00	2200	3200	4200	5200	6200	7200	8200	9200	10200	11200	12200	
#/8V2120	212.0	8.50	2212	3212	4212	5212	6212	7212	8212	9212	10212	11212	12212	
#/8V2240	224.0	9.00	2224	3224	4224	5224	6224	7224	8224	9224	10224	11224	12224	
#/8V2360	236.0	9.42	2236	3236	4236	5236	6236	7236	8236	9236	10236	11236	12236	
#/8V2500	250.0	10.00	2250	3250	4250	5250	6250	7250	8250	9250	10250	11250	12250	
#/8V2650	265.0	10.58	2265	3265	4265	5265	6265	7265	8265	9265	10265	11265	12265	
#/8V2800	280.0	11.33	2280	3280	4280	5280	6280	7280	8280	9280	10280	11280	12280	
#/8V3000	300.0	12.08	2300	3300	4300	5300	6300	7300	8300	9300	10300	11300	12300	
#/8V3150	315.0	12.75	2315	3315	4315	5315	6315	7315	8315	9315	10315	11315	12315	
#/8V3350	335.0	13.58	2335	3335	4335	5335	6335	7335	8335	9335	10335	11335	12335	
#/8V3550	355.0	14.33	2355	3355	4355	5355	6355	7355	8355	9355	10355	11355	12355	
#/8V3750	375.0	15.08	2375	3375	4375	5375	6375	7375	8375	9375	10375	11375	12375	
#/8V4000	400.0	16.08	2400	3400	4400	5400	6400	7400	8400	9400	10400	11400	12400	
#/8V4250	425.0	17.08	2425	3425	4425	5425	6425	7425	8425	9425	10425	11425	12425	
#/8V4500	450.0	18.08	2450	3450	4450	5450	6450	7450	8450	9450	10450	11450	12450	
#/8V4750	475.0	19.17	2475	3475	4475	5475	6475	7475	8475	9475	10475	11475	12475	
#/8V5000	500.0	20.17	2500	3500	4500	5500	6500	7500	8500	9500	10500	11500	12500	
#/8V5600	560.0	22.75	2560	3560	4560	5560	6560	7560	8560	9560	10560	11560	12560	
#/8V6000	600.0	24.42	2600	3600	4600	5600	6600	7600	8600	9600	10600	11600	12600	

HEAVY DUTY V-BELTS





# Super HC<sup>®</sup> Molded Notch PowerBand<sup>®</sup> Belts

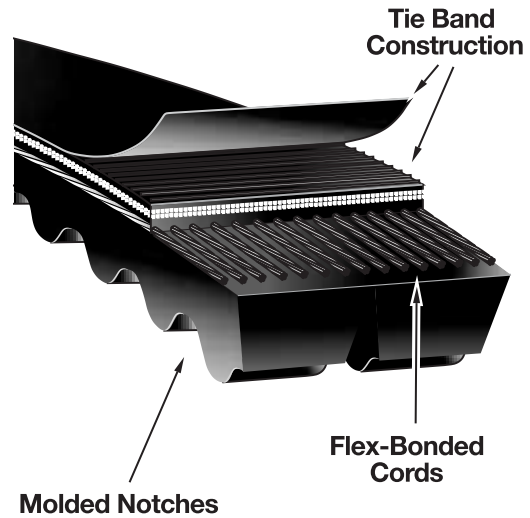
The PowerBand construction allows multiple belts to function as a single unit, with even load distribution and each strand fitting securely in the sheave groove.

## Markets/Applications

Recommended for multiple V-belt drives exposed to pulsating or heavy shock loads which can make belts whip, turn over or jump off the drive.

## Features/Advantages

- The **Tie Band** assures high lateral rigidity, guiding the belt in a straight line and preventing it from coming off the drive.
- **Notches molded** into the belt during manufacturing make this belt well suited for drives with smaller diameter sheaves.
- **Flex-Bonded Cords** are strongly bonded to the body of the belt resulting in equal load distribution and the absorption of bending stress without cord deterioration.
- Meets RMA **oil and heat resistant** standards.
- Meets RMA **static conductivity** requirements.



## Size Range/Availability

- **Large Inventory** of standard lengths and widths are readily available. See sizing table for details.
- **Belt Slitters** located onsite at several Gates Service Centers can cut down an existing belt in inventory to the strand width needed.

## Recommended Sheaves

Super HC Sheaves

## Notes

Belt part number is constructed by placing the (#) number of strands required followed by a slash (/) in front of the belt size. For Example, 5/3VX800 represents a 3VX800 with 5 joined strands.

Belt product number is 8 or 9 digits constructed of product series prefix, number of strands, and belt length. For example, 93885080 represents a "3VX" section PowerBand (9388) with 5 strands (5) that is 80.0 inches (080) long.

HEAVY DUTY V-BELTS

## Product No. Series 9388

### 3VX Section



Size (# = strands)	Belt O.C. (In.)	Wt. Per Strand (Lbs.)	Belt Width In Number of Strands											13 to 22 Strand Maximum (## = strands)	
			2 Strand	3 Strand	4 Strand	5 Strand	6 Strand	7 Strand	8 Strand	9 Strand	10 Strand	11 Strand	12 Strand		
			9388-	9388-	9388-	9388-	9388-	9388-	9388-	9388-	9388-	9388-	9388-		
#/3VX250	25.0	.10	2025	3025	4025	5025									
#/3VX265	26.5	.14	2026	3026	4026	5026									
#/3VX280	26.5	.16	2028	3028	4028	5028									
#/3VX300	30.0	.18	2030	3030	4030	5030	6030	7030	8030	9030	10030	11030	12030	##030	
#/3VX315	31.5	.20	2031	3031	4031	5031	6031	7031	8031	9031	10031	11031	12031	##031	
#/3VX335	33.5	.20	2033	3033	4033	5033	6033	7033	8033	9033	10033	11033	12033	##033	
#/3VX355	35.5	.20	2035	3035	4035	5035	6035	7035	8035	9035	10035	11035	12035	##035	
#/3VX375	37.5	.22	2037	3037	4037	5037	6037	7037	8037	9037	10037	11037	12037	##037	
#/3VX400	40.0	.24	2040	3040	4040	5040	6040	7040	8040	9040	10040	11040	12040	##040	
#/3VX425	42.5	.26	2042	3042	4042	5042	6042	7042	8042	9042	10042	11042	12042	##042	
#/3VX450	45.0	.28	2045	3045	4045	5045	6045	7045	8045	9045	10045	11045	12045	##045	
#/3VX475	47.5	.29	2047	3047	4047	5047	6047	7047	8047	9047	10047	11047	12047	##047	
#/3VX500	50.0	.30	2050	3050	4050	5050	6050	7050	8050	9050	10050	11050	12050	##050	
#/3VX530	53.0	.33	2053	3053	4053	5053	6053	7053	8053	9053	10053	11053	12053	##053	
#/3VX560	56.0	.34	2056	3056	4056	5056	6056	7056	8056	9056	10056	11056	12056	##056	
#/3VX600	60.0	.37	2060	3060	4060	5060	6060	7060	8060	9060	10060	11060	12060	##060	
#/3VX630	63.0	.40	2063	3063	4063	5063	6063	7063	8063	9063	10063	11063	12063	##063	
#/3VX670	67.0	.41	2067	3067	4067	5067	6067	7067	8067	9067	10067	11067	12067	##067	
#/3VX710	71.0	.44	2071	3071	4071	5071	6071	7071	8071	9071	10071	11071	12071	##071	
#/3VX750	75.0	.46	2075	3075	4075	5075	6075	7075	8075	9075	10075	11075	12075	##075	
#/3VX800	80.0	.50	2080	3080	4080	5080	6080	7080	8080	9080	10080	11080	12080	##080	
#/3VX850	85.0	.53	2085	3085	4085	5085	6085	7085	8085	9085	10085	11085	12085	##085	
#/3VX900	90.0	.56	2090	3090	4090	5090	6090	7090	8090	9090	10090	11090	12090	##090	
#/3VX950	95.0	.60	2095	3095	4095	5095	6095	7095	8095	9095	10095	11095	12095	##095	





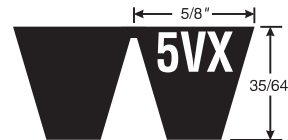


# Super HC<sup>®</sup> Molded Notch PowerBand<sup>®</sup> Belts

## Product No. Series 9388 (continued)

### 3VX Section (continued)

Size (# = strands)	Belt O.C. (In.)	Wt. Per Strand (Lbs.)	Belt Width In Number of Strands											13 to 22 Strand Maximum (## = strands)
			2 Strand	3 Strand	4 Strand	5 Strand	6 Strand	7 Strand	8 Strand	9 Strand	10 Strand	11 Strand	12 Strand	
			9388-	9388-	9388-	9388-	9388-	9388-	9388-	9388-	9388-	9388-	9388-	
#/3VX1000	100.0	.63	2100	3100	4100	5100	6100	7100	8100	9100	10100	11100	12100	##100
#/3VX1060	106.0	.66	2106	3106	4106	5106	6106	7106	8106	9106	10106	11106	12106	##106
#/3VX1120	112.0	.70	2112	3112	4112	5112	6112	7112	8112	9112	10112	11112	12112	##112
#/3VX1180	118.0	.74	2118	3118	4118	5118	6118	7118	8118	9118	10118	11118	12118	##118
#/3VX1250	125.0	.79	2125	3125	4125	5125	6125	7125	8125	9125	10125	11125	12125	##125
#/3VX1320	132.0	.83	2132	3132	4132	5132	6132	7132	8132	9132	10132	11132	12132	##132
#/3VX1400	140.0	.88	2140	3140	4140	5140	6140	7140	8140	9140	10140	11140	12140	##140



## Product No. Series 9389

### 5VX Section

Size (# = strands)	Belt O.C. (In.)	Wt. Per Strand (Lbs.)	Belt Width In Number of Strands											
			2 Strand	3 Strand	4 Strand	5 Strand	6 Strand	7 Strand	8 Strand	9 Strand	10 Strand	11 Strand	12 Strand	13 Strand
			9389-	9389-	9389-	9389-	9389-	9389-	9389-	9389-	9389-	9389-	9389-	9389-
#/5VX500	50.0	.70	2050	3050	4050	5050	6050	7050	8050	9050	10050	11050	12050	13050
#/5VX530	53.0	.80	2053	3053	4053	5053	6053	7053	8053	9053	10053	11053	12053	13053
#/5VX560	56.0	.86	2056	3056	4056	5056	6056	7056	8056	9056	10056	11056	12056	13056
#/5VX600	60.0	.96	2060	3060	4060	5060	6060	7060	8060	9060	10060	11060	12060	13060
#/5VX630	63.0	1.00	2063	3063	4063	5063	6063	7063	8063	9063	10063	11063	12063	13063
#/5VX670	67.0	1.04	2067	3067	4067	5067	6067	7067	8067	9067	10067	11067	12067	13067
#/5VX710	71.0	1.18	2071	3071	4071	5071	6071	7071	8071	9071	10071	11071	12071	13071
#/5VX750	75.0	1.21	2075	3075	4075	5075	6075	7075	8075	9075	10075	11075	12075	13075
#/5VX800	80.0	1.25	2080	3080	4080	5080	6080	7080	8080	9080	10080	11080	12080	13080
#/5VX850	85.0	1.36	2085	3085	4085	5085	6085	7085	8085	9085	10085	11085	12085	13085
#/5VX900	90.0	1.39	2090	3090	4090	5090	6090	7090	8090	9090	10090	11090	12090	13090
#/5VX950	95.0	1.50	2095	3095	4095	5095	6095	7095	8095	9095	10095	11095	12095	13095
#/5VX1000	100.0	1.57	2100	3100	4100	5100	6100	7100	8100	9100	10100	11100	12100	13100
#/5VX1060	106.0	1.71	2106	3106	4106	5106	6106	7106	8106	9106	10106	11106	12106	13106
#/5VX1120	112.0	1.79	2112	3112	4112	5112	6112	7112	8112	9112	10112	11112	12112	13112
#/5VX1180	118.0	1.86	2118	3118	4118	5118	6118	7118	8118	9118	10118	11118	12118	13118
#/5VX1250	125.0	2.00	2125	3125	4125	5125	6125	7125	8125	9125	10125	11125	12125	13125
#/5VX1320	132.0	2.11	2132	3132	4132	5132	6132	7132	8132	9132	10132	11132	12132	13132
#/5VX1400	140.0	2.25	2140	3140	4140	5140	6140	7140	8140	9140	10140	11140	12140	13140
#/5VX1500	150.0	2.39	2150	3150	4150	5150	6150	7150	8150	9150	10150	11150	12150	13150
#/5VX1600	160.0	2.57	2160	3160	4160	5160	6160	7160	8160	9160	10160	11160	12160	13160
#/5VX1700	170.0	2.75	2170	3170	4170	5170	6170	7170	8170	9170	10170	11170	12170	13170
#/5VX1800	180.0	2.89	2180	3180	4180	5180	6180	7180	8180	9180	10180	11180	12180	13180
#/5VX1900	190.0	3.07	2190	3190	4190	5190	6190	7190	8190	9190	10190	11190	12190	13190
#/5VX2000	200.0	3.25	2200	3200	4200	5200	6200	7200	8200	9200	10200	11200	12200	13200

HEAVY DUTY V-BELTS





## Predator® Single Belts

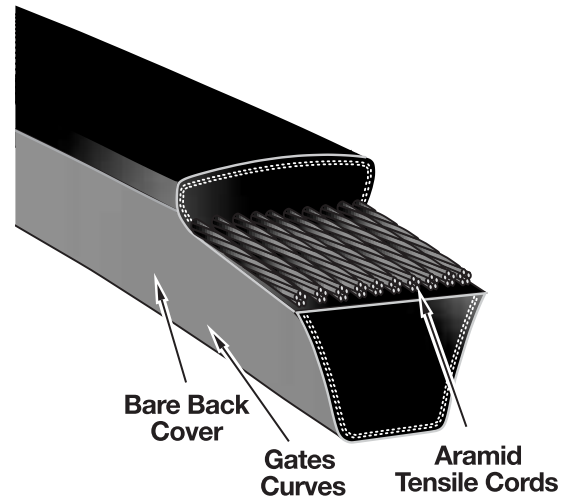
Specifically designed for aggressive applications, this extra heavy-duty belt construction provides extraordinary high impact strength, capacity, and wear resistance.

### Markets/Applications

Predator belts are well suited as replacement belts for applications exposed to pulsating loads or heavy shock loads, such as mining, agriculture, wood processing, oil field equipment, heavy construction and sand/gravel operations.

### Features/Advantages

- **Aramid Tensile Cords** combine limited stretch with extraordinary strength and durability that is pound-for-pound stronger than steel.
- **Bareback Cover** resists debris and allows the belt to slip under extreme shock load conditions, reducing heat buildup and prolonging belt life.
- **Gates Curves** provide proper cord support and full contact with the sheave-groove for equal loading, uniform wear, and increased belt life.
- Meets RMA **oil and heat** resistant standards.

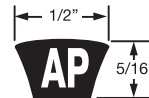


### Notes

Predator belts do not meet RMA requirements for belt static conductivity.  
When application requires Predator belt sets, request belts with same group/match number.

HEAVY DUTY V-BELTS

### Product No. Series 9185



#### AP Section

Part No.	Product No.	Belt O.C. (In.)	Wt. Ea. (Lbs.)
AP31	9185-0031	33.0	.24
AP33	9185-0033	35.0	.26
AP35	9185-0035	37.0	.27
AP38	9185-0038	40.0	.29
AP40	9185-0040	42.0	.31
AP42	9185-0042	44.0	.32
AP43	9185-0043	45.0	.33
AP44	9185-0044	46.0	.34
AP45	9185-0045	47.0	.35
AP46	9185-0046	48.0	.35
AP47	9185-0047	49.0	.36
AP48	9185-0048	50.0	.37
AP50	9185-0050	52.0	.38
AP51	9185-0051	53.0	.39
AP52	9185-0052	54.0	.40
AP53	9185-0053	55.0	.40
AP54	9185-0054	56.0	.41

Part No.	Product No.	Belt O.C. (In.)	Wt. Ea. (Lbs.)
AP55	9185-0055	57.0	.42
AP56	9185-0056	58.0	.43
AP58	9185-0058	60.0	.44
AP59	9185-0059	61.0	.45
AP60	9185-0060	62.0	.46
AP61	9185-0061	63.0	.46
AP62	9185-0062	64.0	.47
AP63	9185-0063	65.0	.48
AP64	9185-0064	66.0	.48
AP66	9185-0066	68.0	.50
AP68	9185-0068	70.0	.51
AP70	9185-0070	72.0	.53
AP71	9185-0071	73.0	.54
AP85	9185-0085	87.0	.64
AP87	9185-0087	89.0	.65
AP90	9185-0090	92.0	.68
AP91	9185-0091	93.0	.69

### Product No. Series 9186



#### BP Section

Part No.	Product No.	Belt O.C. (In.)	Wt. Ea. (Lbs.)
BP32	9186-0032	35.0	.39
BP38	9186-0038	41.0	.46
BP40	9186-0040	43.0	.48
BP42	9186-0042	45.0	.50
BP44	9186-0044	47.0	.53

Part No.	Product No.	Belt O.C. (In.)	Wt. Ea. (Lbs.)
BP46	9186-0046	49.0	.55
BP48	9186-0048	51.0	.57
BP50	9186-0050	53.0	.59
BP51	9186-0051	54.0	.61
BP52	9186-0052	55.0	.62





# Predator® Single Belts

## Product No. Series 9186 (continued)

### BP Section (continued)

Part No.	Product No.	Belt O.C. (In.)	Wt. Ea. (Lbs.)
BP53	9186-0053	56.0	.63
BP54	9186-0054	57.0	.64
BP55	9186-0055	58.0	.65
BP56	9186-0056	59.0	.66
BP57	9186-0057	60.0	.67
BP58	9186-0058	61.0	.68
BP59	9186-0059	62.0	.69
BP60	9186-0060	63.0	.71
BP61	9186-0061	64.0	.72
BP62	9186-0062	65.0	.73
BP63	9186-0063	66.0	.74
BP64	9186-0064	67.0	.75
BP65	9186-0065	68.0	.76
BP66	9186-0066	69.0	.77
BP68	9186-0068	71.0	.80
BP70	9186-0070	73.0	.82
BP71	9186-0071	74.0	.83
BP75	9186-0075	78.0	.87
BP78	9186-0078	81.0	.91
BP80	9186-0080	83.0	.93

Part No.	Product No.	Belt O.C. (In.)	Wt. Ea. (Lbs.)
BP81	9186-0081	84.0	.94
BP83	9186-0083	86.0	.96
BP85	9186-0085	88.0	.99
BP90	9186-0090	93.0	1.04
BP93	9186-0093	96.0	1.08
BP95	9186-0095	98.0	1.10
BP97	9186-0097	100.0	1.12
BP100	9186-0100	103.0	1.15
BP103	9186-0103	106.0	1.19
BP105	9186-0105	108.0	1.21
BP108	9186-0108	111.0	1.24
BP112	9186-0112	115.0	1.29
BP120	9186-0120	123.0	1.38
BP124	9186-0124	127.0	1.42
BP128	9186-0128	131.0	1.47
BP136	9186-0136	139.0	1.56
BP144	9186-0144	147.0	1.65
BP158	9186-0158	161.0	1.80
BP173	9186-0173	176.0	1.97
BP195	9186-0195	198.0	2.22

HEAVY DUTY V-BELTS

## Product No. Series 9187

### CP Section



Part No.	Product No.	Belt O.C. (In.)	Wt. Ea. (Lbs.)
CP85	9187-0085	89.0	1.86
CP90	9187-0090	94.0	1.96
CP96	9187-0096	100.0	2.09
CP99	9187-0099	103.0	2.15
CP100	9187-0100	104.0	2.17
CP105	9187-0105	109.0	2.27
CP112	9187-0112	116.0	2.42
CP120	9187-0120	124.0	2.59
CP128	9187-0128	132.0	2.75

Part No.	Product No.	Belt O.C. (In.)	Wt. Ea. (Lbs.)
CP136	9187-0136	140.0	2.92
CP144	9187-0144	148.0	3.09
CP158	9187-0158	162.0	3.38
CP162	9187-0162	166.0	3.46
CP173	9187-0173	177.0	3.69
CP180	9187-0180	184.0	3.84
CP195	9187-0195	199.0	4.15
CP240	9187-0240	242.0	5.05

## Product No. Series 9188

### 5VP Section



Part No.	Product No.	Belt O.C. (In.)	Wt. Ea. (Lbs.)
5VP800	9188-0080	80.0	1.02
5VP850	9188-0085	85.0	1.08
5VP900	9188-0090	90.0	1.15
5VP950	9188-0095	95.0	1.21
5VP1000	9188-0100	100.0	1.28
5VP1060	9188-0106	106.0	1.35
5VP1120	9188-0112	112.0	1.43
5VP1180	9188-0118	118.0	1.50
5VP1250	9188-0125	125.0	1.59
5VP1320	9188-0132	132.0	1.68
5VP1400	9188-0140	140.0	1.79
5VP1500	9188-0150	150.0	1.91
5VP1600	9188-0160	160.0	2.04
5VP1700	9188-0170	170.0	2.17

Part No.	Product No.	Belt O.C. (In.)	Wt. Ea. (Lbs.)
5VP1800	9188-0180	180.0	2.30
5VP1900	9188-0190	190.0	2.42
5VP2000	9188-0200	200.0	2.55
5VP2120	9188-0212	212.0	2.70
5VP2240	9188-0224	224.0	2.86
5VP2360	9188-0236	236.0	3.01
5VP2500	9188-0250	250.0	3.19
5VP2650	9188-0265	265.0	3.38
5VP2800	9188-0280	280.0	3.57
5VP3000	9188-0300	300.0	3.83
5VP3150	9188-0315	315.0	4.02
5VP3350	9188-0335	335.0	4.27
5VP3550	9188-0355	355.0	4.53





# Predator® Single Belts

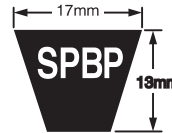


## Product No. Series 9189

### 8VP Section

Part No.	Product No.	Belt O.C. (In.)	Wt. Ea. (Lbs.)
8VP1600	9189-0160	160.0	5.29
8VP1700	9189-0170	170.0	7.00
8VP1800	9189-0180	180.0	5.95
8VP1900	9189-0190	190.0	6.28
8VP2000	9189-0200	200.0	6.61
8VP2120	9189-0212	212.0	7.00
8VP2240	9189-0224	224.0	7.40
8VP2360	9189-0236	236.0	7.80

Part No.	Product No.	Belt O.C. (In.)	Wt. Ea. (Lbs.)
8VP2500	9189-0250	250.0	8.26
8VP2650	9189-0265	265.0	8.75
8VP2800	9189-0280	280.0	9.25
8VP3000	9189-0300	300.0	9.91
8VP3150	9189-0315	315.0	11.10
8VP3350	9189-0335	335.0	11.07
8VP3550	9189-0355	355.0	11.73



## Product No. Series 9190

### SPBP Section

Part No.	Product No.	Pitch Length (mm)	Wt. Ea. (Lbs.)
SPB1260P	9190-01260	1260	.66
SPB1500P	9190-01500	1500	.79
SPB1600P	9190-01600	1600	.84
SPB1700P	9190-01700	1700	.90
SPB1800P	9190-01800	1800	.95
SPB1900P	9190-01900	1900	1.00
SPB2000P	9190-02000	2000	1.05
SPB2120P	9190-02120	2120	1.12
SPB2240P	9190-02240	2240	1.18
SPB2360P	9190-02360	2360	1.24
SPB2500P	9190-02500	2500	1.32
SPB2650P	9190-02650	2650	1.40
SPB2800P	9190-02800	2800	1.48
SPB3000P	9190-03000	3000	1.58
SPB3150P	9190-03150	3150	1.66
SPB3350P	9190-03350	3350	1.77

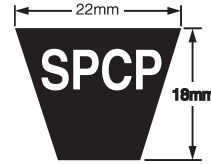
Part No.	Product No.	Pitch Length (mm)	Wt. Ea. (Lbs.)
SPB3550P	9190-03550	3550	1.87
SPB3750P	9190-03750	3750	1.98
SPB4000P	9190-04000	4000	2.11
SPB4250P	9190-04250	4250	2.24
SPB4500P	9190-04500	4500	2.37
SPB4750P	9190-04750	4750	2.50
SPB5000P	9190-05000	5000	2.64
SPB5300P	9190-05300	5300	2.79
SPB5600P	9190-05600	5600	2.95
SPB6000P	9190-06000	6000	3.16
SPB6300P	9190-06300	6300	3.32
SPB6700P	9190-06700	6700	3.53
SPB7100P	9190-07100	7100	3.74
SPB7500P	9190-07500	7500	3.96
SPB8000P	9190-08000	8000	4.22

HEAVY DUTY V-BELTS





# Predator® Single Belts



## Product No. Series 9191

### SPCP Section

Part No.	Product No.	Pitch Length (mm)	Wt. Ea. (Lbs.)
SPC2000P	9191-02000	2000	1.91
SPC2120P	9191-02120	2120	2.03
SPC2240P	9191-02240	2240	2.14
SPC2360P	9191-02360	2360	2.26
SPC2500P	9191-02500	2500	2.39
SPC2650P	9191-02650	2650	2.53
SPC2800P	9191-02800	2800	2.68
SPC3000P	9191-03000	3000	2.87
SPC3150P	9191-03150	3150	3.01
SPC3350P	9191-03350	3350	3.20
SPC3550P	9191-03550	3550	3.39
SPC3750P	9191-03750	3750	3.58
SPC4000P	9191-04000	4000	3.82
SPC4250P	9191-04250	4250	4.06

Part No.	Product No.	Pitch Length (mm)	Wt. Ea. (Lbs.)
SPC4500P	9191-04500	4500	4.30
SPC4750P	9191-04750	4750	4.54
SPC5000P	9191-05000	5000	4.78
SPC5300P	9191-05300	5300	5.07
SPC5600P	9191-05600	5600	5.35
SPC6000P	9191-06000	6000	5.73
SPC6300P	9191-06300	6300	6.02
SPC6700P	9191-06700	6700	6.40
SPC7100P	9191-07100	7100	6.79
SPC7500P	9191-07500	7500	7.17
SPC8000P	9191-08000	8000	7.65
SPC8500P	9191-08500	8500	8.12
SPC9000P	9191-09000	9000	8.60

HEAVY DUTY V-BELTS





## Predator® PowerBand® Belts

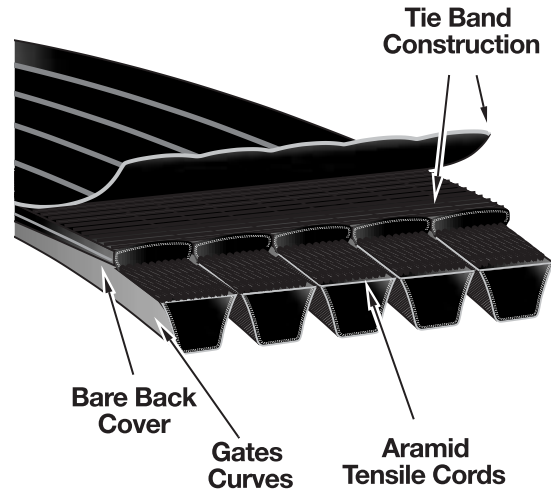
Specifically designed for aggressive applications, this extra heavy-duty belt construction provides extraordinary high impact strength, capacity, and wear resistance.

### Markets/Applications

Predator belts are well suited as replacement belts for applications exposed to pulsating loads or heavy shock loads, such as mining, agriculture, wood processing, oil field equipment, heavy construction and sand/gravel operations.

### Features/Advantages

- **Aramid Tensile Cords** combine limited stretch with extraordinary strength and durability that is pound-for-pound stronger than steel.
- **Bareback Cover** resists debris and allows the belt to slip under extreme shock load conditions, reducing heat buildup and prolonging belt life.
- Multiple layer **Tie Band** provides excellent lateral rigidity to prevent belts from turning over or from coming off of the drive.
- **Gates Curves** provide proper cord support and full contact with the sheave-groove for equal loading, uniform wear, and increased belt life.
- Meets RMA **oil and heat** resistant standards.



### Size Range/Availability

- **Large Inventory** of standard lengths and widths are readily available. See sizing table for details.
- **Belt Slitters** located onsite at several Gates Service Centers can cut down an existing belt in inventory to the strand width needed.
- **Made-To-Order Belt Sizes** are available in any length from 45.0 up to 220.0 inches.

### Recommended Sheaves

Super HC Sheaves as recommended by DesignFlex® Pro drive analysis.

### Notes

When application requires Predator PowerBand belt sets, request same group/match number.  
Predator belts do not meet RMA requirements for belt static conductivity.

Belt part number is constructed by placing the (#) number of strands required followed by a slash (/) in front of the belt size.  
For Example, 5/3VP800 represents a 3VP800 with 5 joined strands.

Belt product number is 8 or 9 digits constructed of product series prefix, number of strands, and belt length.  
For example, 91805080 represents a "3VP" section PowerBand (9180) with 5 strands (5) that is 80.0 inches (080) long.

HEAVY DUTY V-BELTS

## Product No. Series 9184

### CP Section



Size	Product No.	Belt O.C. (In.)	Wt. Ea. (Lbs.)
3/CP85	9184-3085	89.0	6.78
3/CP90	9184-3090	94.0	7.11
3/CP99	9184-3099	103.0	8.10
4/CP240	9184-4240	242.0	21.19
4/CP330	9184-4330	332.0	29.08

Size	Product No.	Belt O.C. (In.)	Wt. Ea. (Lbs.)
4/CP345	9184-4345	347.0	30.39
4/CP360	9184-4360	362.0	31.70
5/CP195	9184-5195	199.0	21.79
5/CP225	9184-5225	227.0	24.85
5/CP255	9184-5255	257.0	28.13

CP Predator® belts are available up to 12 strands.





# Predator® PowerBand® Belts

## Product No. Series 9180

### 3VP Section



Size (# = strands)	Belt O.C. (In.)	Wt. Per Strand (Lbs.)	Belt Width In Number of Strands								
			2 Strand	3 Strand	4 Strand	5 Strand	6 Strand	7 Strand	8 Strand	9 Strand	10 Strand
			9180-	9180-	9180-	9180-	9180-	9180-	9180-	9180-	9180-
#/3VP450	45.0	.28	2045	3045	4045	5045	6045	7045	8045	9045	10045
#/3VP475	47.5	.29	2047	3047	4047	5047	6047	7047	8047	9047	10047
#/3VP500	50.0	.30	2050	3050	4050	5050	6050	7050	8050	9050	10050
#/3VP530	53.0	.33	2053	3053	4053	5053	6053	7053	8053	9053	10053
#/3VP560	56.0	.34	2056	3056	4056	5056	6056	7056	8056	9056	10056
#/3VP600	60.0	.37	2060	3060	4060	5060	6060	7060	8060	9060	10060
#/3VP630	63.0	.40	2063	3063	4063	5063	6063	7063	8063	9063	10063
#/3VP670	67.0	.41	2067	3067	4067	5067	6067	7067	8067	9067	10067
#/3VP710	71.0	.44	2071	3071	4071	5071	6071	7071	8071	9071	10071
#/3VP750	75.0	.46	2075	3075	4075	5075	6075	7075	8075	9075	10075
#/3VP800	80.0	.50	2080	3080	4080	5080	6080	7080	8080	9080	10080
#/3VP850	85.0	.53	2085	3085	4085	5085	6085	7085	8085	9085	10085
#/3VP900	90.0	.56	2090	3090	4090	5090	6090	7090	8090	9090	10090
#/3VP950	95.0	.60	2095	3095	4095	5095	6095	7095	8095	9095	10095
#/3VP1000	100.0	.63	2100	3100	4100	5100	6100	7100	8100	9100	10100
#/3VP1060	106.0	.66	2106	3106	4106	5106	6106	7106	8106	9106	10106
#/3VP1120	112.0	.70	2112	3112	4112	5112	6112	7112	8112	9112	10112
#/3VP1180	118.0	.74	2118	3118	4118	5118	6118	7118	8118	9118	10118
#/3VP1250	125.0	.79	2125	3125	4125	5125	6125	7125	8125	9125	10125
#/3VP1320	132.0	.83	2132	3132	4132	5132	6132	7132	8132	9132	10132
#/3VP1400	140.0	.88	2140	3140	4140	5140	6140	7140	8140	9140	10140

HEAVY DUTY V-BELTS

## Product No. Series 9181

### 5VP Section

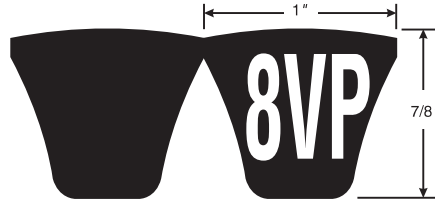


Size (# = strands)	Belt O.C. (In.)	Wt. Per Strand (Lbs.)	Belt Width In Number of Strands											13 to 16 Strand Maximum (## = strands)
			2 Strand	3 Strand	4 Strand	5 Strand	6 Strand	7 Strand	8 Strand	9 Strand	10 Strand	11 Strand	12 Strand	
			9181-	9181-	9181-	9181-	9181-	9181-	9181-	9181-	9181-	9181-	9181-	
#/5VP600	60.0	.96	2060	3060	4060	5060	6060	7060	8060	9060	10060	11060	12060	##060
#/5VP630	63.0	1.00	2063	3063	4063	5063	6063	7063	8063	9063	10063	11063	12063	##063
#/5VP670	67.0	1.04	2067	3067	4067	5067	6067	7067	8067	9067	10067	11067	12067	##067
#/5VP710	71.0	1.18	2071	3071	4071	5071	6071	7071	8071	9071	10071	11071	12071	##071
#/5VP750	75.0	1.21	2075	3075	4075	5075	6075	7075	8075	9075	10075	11075	12075	##075
#/5VP800	80.0	1.25	2080	3080	4080	5080	6080	7080	8080	9080	10080	11080	12080	##080
#/5VP850	85.0	1.36	2085	3085	4085	5085	6085	7085	8085	9085	10085	11085	12085	##085
#/5VP870	87.0	1.40	2087	3087	4087	5087	6087	7087	8087	9087	10087	11087	12087	##087
#/5VP900	90.0	1.39	2090	3090	4090	5090	6090	7090	8090	9090	10090	11090	12090	##090
#/5VP950	95.0	1.50	2095	3095	4095	5095	6095	7095	8095	9095	10095	11095	12095	##095
#/5VP1000	100.0	1.57	2100	3100	4100	5100	6100	7100	8100	9100	10100	11100	12100	##100
#/5VP1060	106.0	1.25	2106	3106	4106	5106	6106	7106	8106	9106	10106	11106	12106	##106
#/5VP1120	112.0	1.79	2112	3112	4112	5112	6112	7112	8112	9112	10112	11112	12112	##112
#/5VP1180	118.0	1.86	2118	3118	4118	5118	6118	7118	8118	9118	10118	11118	12118	##118
#/5VP1250	125.0	2.00	2125	3125	4125	5125	6125	7125	8125	9125	10125	11125	12125	##125
#/5VP1320	132.0	2.11	2132	3132	4132	5132	6132	7132	8132	9132	10132	11132	12132	##132
#/5VP1400	140.0	2.25	2140	3140	4140	5140	6140	7140	8140	9140	10140	11140	12140	##140
#/5VP1500	150.0	2.39	2150	3150	4150	5150	6150	7150	8150	9150	10150	11150	12150	##150
#/5VP1600	160.0	2.57	2160	3160	4160	5160	6160	7160	8160	9160	10160	11160	12160	##160
#/5VP1700	170.0	2.75	2170	3170	4170	5170	6170	7170	8170	9170	10170	11170	12170	##170
#/5VP1800	180.0	2.89	2180	3180	4180	5180	6180	7180	8180	9180	10180	11180	12180	##180
#/5VP1900	190.0	3.07	2190	3190	4190	5190	6190	7190	8190	9190	10190	11190	12190	##190
#/5VP2000	200.0	3.25	2200	3200	4200	5200	6200	7200	8200	9200	10200	11200	12200	##200
#/5VP2030	203.0	3.30	2203	3203	4203	5203	6203	7203	8203	9203	10203	11203	12203	##203
#/5VP2120	212.0	3.46	2212	3212	4212	5212	6212	7212	8212	9212	10212	11212	12212	##212
#/5VP2240	224.0	3.68	2224	3224	4224	5224	6224	7224	8224	9224	10224	11224	12224	##224
#/5VP2360	236.0	3.89	2236	3236	4236	5236	6236	7236	8236	9236	10236	11236	12236	##236
#/5VP2500	250.0	4.07	2250	3250	4250	5250	6250	7250	8250	9250	10250	11250	12250	##250
#/5VP2650	265.0	4.32	2265	3265	4265	5265	6265	7265	8265	9265	10265	11265	12265	##265
#/5VP2800	280.0	4.57	2280	3280	4280	5280	6280	7280	8280	9280	10280	11280	12280	##280
#/5VP3000	300.0	4.89	2300	3300	4300	5300	6300	7300	8300	9300	10300	11300	12300	##300
#/5VP3150	315.0	5.18	2315	3315	4315	5315	6315	7315	8315	9315	10315	11315	12315	##315
#/5VP3350	335.0	5.50	2335	3335	4335	5335	6335	7335	8335	9335	10335	11335	12335	##335
#/5VP3550	355.0	5.79	2355	3355	4355	5355	6355	7355	8355	9355	10355	11355	12355	##355





# Predator® PowerBand® Belts



**Product No. Series 9182**

**8VP Section**

HEAVY DUTY V-BELTS

Size (# = strands)	Belt O.C. (In.)	Wt. Per Strand (Lbs.)	Belt Width In Number of Strands										
			2 Strand	3 Strand	4 Strand	5 Strand	6 Strand	7 Strand	8 Strand	9 Strand	10 Strand	11 Strand	12 Strand
			9182-	9182-	9182-	9182-	9182-	9182-	9182-	9182-	9182-	9182-	9182-
#/8VP1000	100.0	3.90	2100	3100	4100	5100	6100	7100	8100	9100	10100	11100	12100
#/8VP1060	106.0	4.15	2106	3106	4106	5106	6106	7106	8106	9106	10106	11106	12106
#/8VP1120	112.0	4.42	2112	3112	4112	5112	6112	7112	8112	9112	10112	11112	12112
#/8VP1180	118.0	4.67	2118	3118	4118	5118	6118	7118	8118	9118	10118	11118	12118
#/8VP1250	125.0	5.00	2125	3125	4125	5125	6125	7125	8125	9125	10125	11125	12125
#/8VP1320	132.0	5.25	2132	3132	4132	5132	6132	7132	8132	9132	10132	11132	12132
#/8VP1400	140.0	5.58	2140	3140	4140	5140	6140	7140	8140	9140	10140	11140	12140
#/8VP1500	150.0	6.00	2150	3150	4150	5150	6150	7150	8150	9150	10150	11150	12150
#/8VP1600	160.0	6.33	2160	3160	4160	5160	6160	7160	8160	9160	10160	11160	12160
#/8VP1700	170.0	6.75	2170	3170	4170	5170	6170	7170	8170	9170	10170	11170	12170
#/8VP1800	180.0	7.25	2180	3180	4180	5180	6180	7180	8180	9180	10180	11180	12180
#/8VP1900	190.0	7.65	2190	3190	4190	5190	6190	7190	8190	9190	10190	11190	12190
#/8VP2000	200.0	8.00	2200	3200	4200	5200	6200	7200	8200	9200	10200	11200	12200
#/8VP2120	212.0	8.50	2212	3212	4212	5212	6212	7212	8212	9212	10212	11212	12212
#/8VP2240	224.0	9.00	2224	3224	4224	5224	6224	7224	8224	9224	10224	11224	12224
#/8VP2360	236.0	9.42	2236	3236	4236	5236	6236	7236	8236	9236	10236	11236	12236
#/8VP2500	250.0	10.00	2250	3250	4250	5250	6250	7250	8250	9250	10250	11250	12250
#/8VP2650	265.0	10.58	2265	3265	4265	5265	6265	7265	8265	9265	10265	11265	12265
#/8VP2800	280.0	11.33	2280	3280	4280	5280	6280	7280	8280	9280	10280	11280	12280
#/8VP3000	300.0	12.08	2300	3300	4300	5300	6300	7300	8300	9300	10300	11300	12300
#/8VP3150	315.0	12.75	2315	3315	4315	5315	6315	7315	8315	9315	10315	11315	12315
#/8VP3350	335.0	13.58	2335	3335	4335	5335	6335	7335	8335	9335	10335	11335	12335
#/8VP3550	355.0	14.33	2355	3355	4355	5355	6355	7355	8355	9355	10355	11355	12355
#/8VP3750	375.0	15.08	2375	3375	4375	5375	6375	7375	8375	9375	10375	11375	12375
#/8VP4000	400.0	16.08	2400	3400	4400	5400	6400	7400	8400	9400	10400	11400	12400
#/8VP4250	425.0	17.08	2425	3425	4425	5425	6425	7425	8425	9425	10425	11425	12425
#/8VP4500	450.0	18.08	2450	3450	4450	5450	6450	7450	8450	9450	10450	11450	12450
#/8VP4750	475.0	19.17	2475	3475	4475	5475	6475	7475	8475	9475	10475	11475	12475
#/8VP5000	500.0	20.17	2500	3500	4500	5500	6500	7500	8500	9500	10500	11500	12500
#/8VP5600	560.0	22.75	2560	3560	4560	5560	6560	7560	8560	9560	10560	11560	12560
#/8VP6000	600.0	24.42	2600	3600	4600	5600	6600	7600	8600	9600	10600	11600	12600







## Hi-Power® II Belts

Featuring a composite, multi-purpose construction, these belts resist oil and heat, ozone, sunlight, weather, and aging.

### Markets/Applications

Suitable for all industrial applications, including v-flat drives.

### Features/Advantages

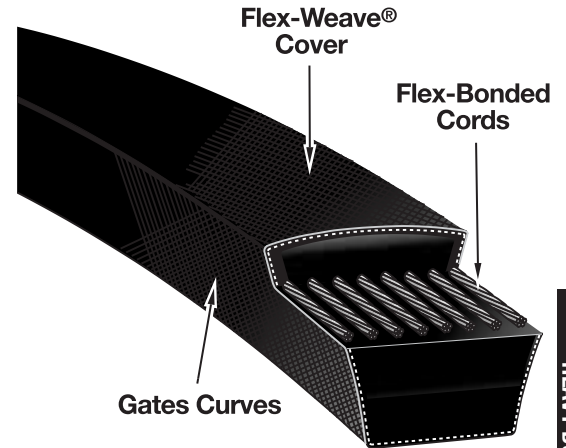
- **Gates Curves** provide proper cord support and full contact with the sheave-groove for uniform loading, uniform wear, and increased belt life.
- **Flex-Bonded Cords** are strongly bonded to the body of the belt resulting in equal load distribution and the absorption of bending stress without cord deterioration.
- **The Flex-Weave® Cover** is a patented fabric construction for longer cover life, providing extended protection to the belt core from oil, dirt and heat.
- Meets RMA **oil and heat resistant** standards.
- Meets RMA **static conductivity** requirements.

### Recommended Sheaves

Multi-Duty® Sheaves

### Notes

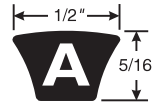
Gates Hi-Power belts are available in A, B, C, D and E cross sections.



HEAVY DUTY V-BELTS

## Product No. Series 9002

### A Section



Size	Product No.	Belt O.C. (In.)	Wt. Ea. (Lbs.)	Qty Per Ctn
A20	9002-2020	22.0	.12	250
A21	9002-2021	23.0	.13	250
A22	9002-2022	24.0	.13	250
A23	9002-2023	25.0	.14	185
A24	9002-2024	26.0	.15	10
A25	9002-2025	27.0	.17	10
A26	9002-2026	28.0	.17	10
A27	9002-2027	29.0	.17	10
A28	9002-2028	30.0	.18	10
A29	9002-2029	31.0	.19	10
A29.8	9002-2298	31.8	.20	10
A30	9002-2030	32.0	.20	10
A31	9002-2031	33.0	.21	10
A32	9002-2032	34.0	.22	10
A33	9002-2033	35.0	.22	10
A34	9002-2034	36.0	.23	10
A35	9002-2035	37.0	.23	10
A36	9002-2036	38.0	.24	10
A37	9002-2037	39.0	.25	10
A38	9002-2038	40.0	.26	10
A39	9002-2039	41.0	.26	10
A40	9002-2040	42.0	.27	10
A41	9002-2041	43.0	.27	10
A42	9002-2042	44.0	.27	10
A43	9002-2043	45.0	.29	10
A44	9002-2044	46.0	.29	10
A45	9002-2045	47.0	.30	10
A46	9002-2046	48.0	.30	10
A47	9002-2047	49.0	.31	10
A48	9002-2048	50.0	.31	10
A49	9002-2049	51.0	.32	10
A50	9002-2050	52.0	.33	10
A51	9002-2051	53.0	.33	10

Size	Product No.	Belt O.C. (In.)	Wt. Ea. (Lbs.)	Qty Per Ctn
A52	9002-2052	54.0	.34	10
A53	9002-2053	55.0	.35	10
A54	9002-2054	56.0	.36	10
A55	9002-2055	57.0	.37	10
A56	9002-2056	58.0	.38	10
A57	9002-2057	59.0	.38	10
A58	9002-2058	60.0	.39	10
A59	9002-2059	61.0	.40	10
A60	9002-2060	62.0	.40	10
A61	9002-2061	63.0	.41	10
A62	9002-2062	64.0	.41	10
A63	9002-2063	65.0	.42	10
A64	9002-2064	66.0	.43	10
A65	9002-2065	67.0	.44	10
A66	9002-2066	68.0	.45	10
A67	9002-2067	69.0	.45	10
A68	9002-2068	70.0	.46	10
A69	9002-2069	71.0	.47	10
A70	9002-2070	72.0	.47	10
A71	9002-2071	73.0	.48	10
A72	9002-2072	74.0	.48	10
A73	9002-2073	75.0	.50	10
A74	9002-2074	76.0	.51	10
A75	9002-2075	77.0	.51	10
A76	9002-2076	78.0	.52	10
A77	9002-2077	79.0	.53	10
A78	9002-2078	80.0	.54	10
A79	9002-2079	81.0	.54	10
A80	9002-2080	82.0	.54	10
A81	9002-2081	83.0	.55	10
A82	9002-2082	84.0	.56	10
A83	9002-2083	85.0	.56	10
A84	9002-2084	86.0	.58	10





# Hi-Power® II Belts

## Product No. Series 9002 (continued)

### A Section (continued)

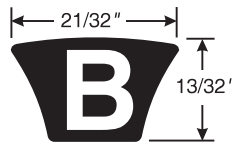
Size	Product No.	Belt O.C. (In.)	Wt. Ea. (Lbs.)	Qty Per Ctn
A85	9002-2085	87.0	.58	10
A86	9002-2086	88.0	.59	10
A87	9002-2087	89.0	.59	10
A88	9002-2088	90.0	.60	10
A89	9002-2089	91.0	.61	10
A90	9002-2090	92.0	.61	10
A91	9002-2091	93.0	.62	10
A92	9002-2092	94.0	.62	10
A93	9002-2093	95.0	.63	10
A94	9002-2094	96.0	.64	10
A95	9002-2095	97.0	.65	10
A96	9002-2096	98.0	.66	10
A97	9002-2097	99.0	.66	10
A98	9002-2098	100.0	.67	10
A99	9002-2099	101.0	.67	10
A100	9002-2100	102.0	.67	10
A101	9002-2101	103.0	.68	10
A102	9002-2102	104.0	.68	10
A103	9002-2103	105.0	.70	10
A104	9002-2104	106.0	.72	10
A105	9002-2105	107.0	.72	10
A106	9002-2106	108.0	.73	10
A107	9002-2107	109.0	.74	10
A108	9002-2108	110.0	.74	10
A110	9002-2110	112.0	.76	10
A112	9002-2112	114.0	.77	10
A113	9002-2113	115.0	.78	10
A114	9002-2114	116.0	.79	10
A115	9002-2115	117.0	.80	10

Size	Product No.	Belt O.C. (In.)	Wt. Ea. (Lbs.)	Qty Per Ctn
A116	9002-2116	118.0	.80	10
A117	9002-2117	119.0	.81	10
A118	9002-2118	120.0	.82	10
A120	9002-2120	122.0	.82	10
A124	9002-2124	126.0	.86	10
A125	9002-2125	127.0	.86	10
A127	9002-2127	129.0	.89	10
A128	9002-2128	130.0	.88	10
A130	9002-2130	132.0	.89	10
A132	9002-2132	134.0	.91	10
A133	9002-2133	135.0	.93	10
A134	9002-2134	136.0	.93	10
A136	9002-2136	138.0	.94	10
A137	9002-2137	139.0	.94	10
A140	9002-2140	142.0	.96	10
A144	9002-2144	146.0	1.00	10
A148	9002-2148	150.0	1.01	10
A152	9002-2152	154.0	1.04	10
A156	9002-2156	158.0	1.08	10
A157	9002-2157	159.0	1.08	10
A158	9002-2158	160.0	1.09	10
A162	9002-2162	164.0	1.11	10
A167	9002-2167	169.0	1.14	10
A173	9002-2173	175.0	1.20	10
A180	9002-2180	182.0	1.24	10
A187	9002-2187	189.0	1.29	10
A197	9002-2197	199.0	1.36	10
A200	9002-2200	202.0	1.38	10

HEAVY DUTY V-BELTS

## Product No. Series 9003

### B Section



Size	Product No.	Belt O.C. (In.)	Wt. Ea. (Lbs.)	Qty Per Ctn
B24	9003-2024	27.0	.28	100
B25	9003-2025	28.0	.30	100
B26	9003-2026	29.0	.31	100
B27	9003-2027	30.0	.32	100
B28	9003-2028	31.0	.33	10
B29	9003-2029	32.0	.34	10
B30	9003-2030	33.0	.35	10
B31	9003-2031	34.0	.36	10
B32	9003-2032	35.0	.37	10
B33	9003-2033	36.0	.38	10
B34	9003-2034	37.0	.39	10
B35	9003-2035	38.0	.40	10
B36	9003-2036	39.0	.41	10
B37	9003-2037	40.0	.42	10
B38	9003-2038	41.0	.44	10
B39	9003-2039	42.0	.46	10
B40	9003-2040	43.0	.47	10
B41	9003-2041	44.0	.48	10
B42	9003-2042	45.0	.49	10
B43	9003-2043	46.0	.50	10
B44	9003-2044	47.0	.51	10
B45	9003-2045	48.0	.52	10
B46	9003-2046	49.0	.53	10

Size	Product No.	Belt O.C. (In.)	Wt. Ea. (Lbs.)	Qty Per Ctn
B47	9003-2047	50.0	.56	10
B48	9003-2048	51.0	.55	10
B49	9003-2049	52.0	.55	10
B50	9003-2050	53.0	.56	10
B51	9003-2051	54.0	.67	10
B52	9003-2052	55.0	.58	10
B53	9003-2053	56.0	.60	10
B54	9003-2054	57.0	.62	10
B55	9003-2055	58.0	.63	10
B56	9003-2056	59.0	.65	10
B57	9003-2057	60.0	.65	10
B58	9003-2058	61.0	.67	10
B59	9003-2059	62.0	.68	10
B60	9003-2060	63.0	.68	10
B61	9003-2061	64.0	.69	10
B62	9003-2062	65.0	.70	10
B63	9003-2063	66.0	.72	10
B64	9003-2064	67.0	.73	10
B65	9003-2065	68.0	.74	10
B66	9003-2066	69.0	.76	10
B67	9003-2067	70.0	.77	10
B68	9003-2068	71.0	.78	10
B69	9003-2069	72.0	.79	10





# Hi-Power® II Belts

## Product No. Series 9003 (continued)

### B Section (continued)

Size	Product No.	Belt O.C. (In.)	Wt. Ea. (Lbs.)	Qty Per Ctn
B70	9003-2070	73.0	.80	10
B71	9003-2071	74.0	.81	10
B72	9003-2072	75.0	.82	10
B73	9003-2073	76.0	.82	10
B74	9003-2074	77.0	.83	10
B75	9003-2075	78.0	.85	10
B76	9003-2076	79.0	.85	10
B77	9003-2077	80.0	.87	10
B78	9003-2078	81.0	.89	10
B79	9003-2079	82.0	.89	10
B80	9003-2080	83.0	.90	10
B81	9003-2081	84.0	.91	10
B82	9003-2082	85.0	.92	10
B83	9003-2083	86.0	.92	10
B84	9003-2084	87.0	.93	10
B85	9003-2085	88.0	.95	10
B86	9003-2086	89.0	.96	10
B87	9003-2087	90.0	.97	10
B88	9003-2088	91.0	.98	10
B89	9003-2089	92.0	.99	10
B90	9003-2090	93.0	1.00	10
B91	9003-2091	94.0	1.02	10
B92	9003-2092	95.0	1.03	10
B93	9003-2093	96.0	1.04	10
B94	9003-2094	97.0	1.05	10
B95	9003-2095	98.0	1.06	10
B96	9003-2096	99.0	1.07	10
B97	9003-2097	100.0	1.08	10
B98	9003-2098	101.0	1.10	10
B99	9003-2099	102.0	1.11	10
B100	9003-2100	103.0	1.12	10
B101	9003-2101	104.0	1.13	10
B102	9003-2102	105.0	1.14	10
B103	9003-2103	106.0	1.15	10
B104	9003-2104	107.0	1.16	10
B105	9003-2105	108.0	1.17	10
B106	9003-2106	109.0	1.18	10
B107	9003-2107	110.0	1.19	10
B108	9003-2108	111.0	1.20	10
B109	9003-2109	112.0	1.22	10
B110	9003-2110	113.0	1.23	10
B111	9003-2111	114.0	1.23	10
B112	9003-2112	115.0	1.24	10
B113	9003-2113	116.0	1.26	10
B114	9003-2114	117.0	1.27	10
B115	9003-2115	118.0	1.28	10
B116	9003-2116	119.0	1.29	10
B117	9003-2117	120.0	1.29	10
B118	9003-2118	121.0	1.30	10
B119	9003-2119	122.0	1.31	10
B120	9003-2120	123.0	1.32	10
B122	9003-2122	125.0	1.35	10
B123	9003-2123	126.0	1.36	10
B124	9003-2124	127.0	1.38	10
B125	9003-2125	128.0	1.39	10
B126	9003-2126	129.0	1.40	10
B127	9003-2127	130.0	1.41	10
B128	9003-2128	131.0	1.43	10
B130	9003-2130	133.0	1.44	10
B131	9003-2131	134.0	1.45	10
B132	9003-2132	135.0	1.48	10
B133	9003-2133	136.0	1.49	10

Size	Product No.	Belt O.C. (In.)	Wt. Ea. (Lbs.)	Qty Per Ctn
B134	9003-2134	137.0	1.49	10
B135	9003-2135	138.0	1.50	10
B136	9003-2136	139.0	1.52	10
B137	9003-2137	140.0	1.53	10
B138	9003-2138	141.0	1.53	10
B139	9003-2139	142.0	1.54	10
B140	9003-2140	143.0	1.55	10
B141	9003-2141	144.0	1.56	10
B142	9003-2142	145.0	1.57	10
B143	9003-2143	146.0	1.58	10
B144	9003-2144	147.0	1.61	10
B145	9003-2145	148.0	1.62	10
B146	9003-2146	149.0	1.63	10
B147	9003-2147	150.0	1.63	10
B148	9003-2148	151.0	1.64	10
B149	9003-2149	152.0	1.65	10
B150	9003-2150	153.0	1.66	10
B151	9003-2151	154.0	1.68	10
B152	9003-2152	155.0	1.69	10
B153	9003-2153	156.0	1.70	10
B154	9003-2154	157.0	1.70	10
B156	9003-2156	159.0	1.73	10
B157	9003-2157	160.0	1.73	10
B158	9003-2158	161.0	1.76	10
B160	9003-2160	163.0	1.77	10
B161	9003-2161	164.0	1.78	10
B162	9003-2162	165.0	1.79	10
B164	9003-2164	167.0	1.83	10
B165	9003-2165	168.0	1.84	10
B166	9003-2166	169.0	1.84	10
B167	9003-2167	170.0	1.85	10
B168	9003-2168	171.0	1.85	10
B169	9003-2169	172.0	1.86	10
B170	9003-2170	173.0	1.88	10
B172	9003-2172	175.0	1.89	10
B173	9003-2173	176.0	1.93	10
B174	9003-2174	177.0	1.94	10
B175	9003-2175	178.0	1.95	10
B177	9003-2177	180.0	1.96	10
B178	9003-2178	181.0	1.98	10
B180	9003-2180	183.0	1.99	10
B182	9003-2182	185.0	2.00	10
B184	9003-2184	187.0	2.01	10
B185	9003-2185	188.0	2.05	10
B186	9003-2186	189.0	2.06	10
B187	9003-2187	190.0	2.06	10
B188	9003-2188	191.0	2.07	10
B190	9003-2190	193.0	2.10	10
B191	9003-2191	194.0	2.12	10
B192	9003-2192	195.0	2.14	10
B195	9003-2195	198.0	2.16	10
B197	9003-2197	200.0	2.19	10
B199	9003-2199	202.0	2.20	10
B200	9003-2200	203.0	2.21	5
B201	9003-2201	204.0	2.23	5
B204	9003-2204	207.0	2.25	5
B205	9003-2205	208.0	2.27	5
B206	9003-2206	209.0	2.28	5
B210	9003-2210	213.0	2.30	5
B212	9003-2212	213.0	2.32	5
B215	9003-2215	216.0	2.38	5
B217	9003-2217	218.0	2.41	5

HEAVY DUTY V-BELTS





# Hi-Power® II Belts

## Product No. Series 9003 (continued)

### B Section (continued)

Size	Product No.	Belt O.C. (In.)	Wt. Ea. (Lbs.)	Qty Per Ctn
B218	9003-2218	219.0	2.42	5
B220	9003-2220	221.0	2.43	5
B221	9003-2221	222.0	2.44	5
B223	9003-2223	224.0	2.47	5
B225	9003-2225	226.0	2.48	5
B228	9003-2228	229.0	2.53	5
B230	9003-2230	231.0	2.54	5
B234	9003-2234	235.0	2.56	5
B235	9003-2235	236.0	2.59	5
B236	9003-2236	237.0	2.60	5
B237	9003-2237	238.0	2.62	5
B240	9003-2240	241.0	2.63	5
B248	9003-2248	249.0	2.65	5
B253	9003-2253	254.0	2.67	5
B255	9003-2255	256.0	2.68	5
B265	9003-2265	266.0	2.80	5
B270	9003-2270	271.0	2.82	5
B276	9003-2276	277.0	2.85	5

Size	Product No.	Belt O.C. (In.)	Wt. Ea. (Lbs.)	Qty Per Ctn
B279	9003-2279	280.0	2.92	5
B280	9003-2280	281.0	2.94	5
B285	9003-2285	286.0	3.05	5
B290	9003-2290	291.0	3.18	5
B292	9003-2292	293.0	3.20	5
B293	9003-2293	294.0	3.24	5
B300	9003-2300	301.0	3.25	5
B310	9003-2310	311.0	3.40	5
B315	9003-2315	316.0	3.45	5
B330	9003-2330	331.0	3.65	5
B340	9003-2340	341.0	3.90	5
B345	9003-2345	346.0	3.96	5
B355	9003-2355	356.0	4.00	5
B360	9003-2360	361.0	4.03	5
B394	9003-2394	395.0	4.60	5
B433	9003-2433	434.0	5.05	5
B472	9003-2472	473.0	5.63	5

HEAVY DUTY V-BELTS



## Product No. Series 9004

### C Section

Size	Product No.	Belt O.C. (In.)	Wt. Ea. (Lbs.)	Qty Per Ctn
C44	9004-2044	48.0	.86	10
C45	9004-2045	49.0	.87	10
C46	9004-2046	50.0	.90	10
C47	9004-2047	51.0	.97	10
C48	9004-2048	52.0	.96	10
C49	9004-2049	53.0	.98	10
C50	9004-2050	54.0	.99	10
C51	9004-2051	55.0	1.00	10
C52	9004-2052	56.0	1.02	10
C53	9004-2053	57.0	1.03	10
C54	9004-2054	58.0	1.07	10
C55	9004-2055	59.0	1.10	10
C56	9004-2056	60.0	1.13	10
C57	9004-2057	61.0	1.16	10
C58	9004-2058	62.0	1.17	10
C59	9004-2059	63.0	1.18	10
C60	9004-2060	64.0	1.18	10
C61	9004-2061	65.0	1.20	10
C62	9004-2062	66.0	1.22	10
C63	9004-2063	67.0	1.24	10
C64	9004-2064	68.0	1.27	10
C65	9004-2065	69.0	1.30	10
C66	9004-2066	70.0	1.32	10
C67	9004-2067	71.0	1.33	10
C68	9004-2068	72.0	1.35	10
C69	9004-2069	73.0	1.37	10
C70	9004-2070	74.0	1.38	10
C71	9004-2071	75.0	1.40	10
C72	9004-2072	76.0	1.41	10
C73	9004-2073	77.0	1.45	10
C74	9004-2074	78.0	1.47	10
C75	9004-2075	79.0	1.49	10

Size	Product No.	Belt O.C. (In.)	Wt. Ea. (Lbs.)	Qty Per Ctn
C76	9004-2076	80.0	1.50	10
C77	9004-2077	81.0	1.52	10
C78	9004-2078	82.0	1.54	10
C79	9004-2079	83.0	1.56	10
C80	9004-2080	84.0	1.58	10
C81	9004-2081	85.0	1.60	10
C82	9004-2082	86.0	1.61	10
C83	9004-2083	87.0	1.62	10
C84	9004-2084	88.0	1.64	10
C85	9004-2085	89.0	1.66	10
C86	9004-2086	90.0	1.68	10
C87	9004-2087	91.0	1.70	10
C88	9004-2088	92.0	1.72	10
C89	9004-2089	93.0	1.74	10
C90	9004-2090	94.0	1.76	10
C91	9004-2091	95.0	1.78	10
C92	9004-2092	96.0	1.80	10
C93	9004-2093	97.0	1.82	10
C94	9004-2094	98.0	1.84	10
C95	9004-2095	99.0	1.86	10
C96	9004-2096	100.0	1.88	10
C97	9004-2097	101.0	1.90	10
C98	9004-2098	102.0	1.92	10
C99	9004-2099	103.0	1.94	10
C100	9004-2100	104.0	1.96	10
C101	9004-2101	105.0	1.99	10
C102	9004-2102	106.0	2.02	10
C103	9004-2103	107.0	2.04	10
C104	9004-2104	108.0	2.06	10
C105	9004-2105	109.0	2.08	10
C106	9004-2106	110.0	2.10	10
C107	9004-2107	111.0	2.12	10





# Hi-Power® II Belts

## Product No. Series 9004 (continued)

### C Section (continued)

Size	Product No.	Belt O.C. (In.)	Wt. Ea. (Lbs.)	Qty Per Ctn
C108	9004-2108	112.0	2.14	10
C109	9004-2109	113.0	2.16	10
C110	9004-2110	114.0	2.17	10
C111	9004-2111	115.0	2.19	10
C112	9004-2112	116.0	2.21	10
C113	9004-2113	117.0	2.23	10
C114	9004-2114	118.0	2.25	10
C115	9004-2115	119.0	2.27	10
C116	9004-2116	120.0	2.30	10
C117	9004-2117	121.0	2.30	10
C118	9004-2118	122.0	2.30	10
C119	9004-2119	123.0	2.36	10
C120	9004-2120	124.0	2.38	10
C121	9004-2121	125.0	2.40	10
C122	9004-2122	126.0	2.42	10
C123	9004-2123	127.0	2.44	10
C124	9004-2124	128.0	2.45	10
C125	9004-2125	129.0	2.48	10
C126	9004-2126	130.0	2.50	10
C127	9004-2127	131.0	2.50	10
C128	9004-2128	132.0	2.52	10
C130	9004-2130	134.0	2.55	10
C131	9004-2131	135.0	2.57	10
C132	9004-2132	136.0	2.59	10
C133	9004-2133	137.0	2.61	10
C134	9004-2134	138.0	2.63	10
C135	9004-2135	139.0	2.65	10
C136	9004-2136	140.0	2.67	10
C137	9004-2137	141.0	2.69	10
C138	9004-2138	142.0	2.71	10
C139	9004-2139	143.0	2.73	10
C140	9004-2140	144.0	2.75	10
C141	9004-2141	145.0	2.77	10
C142	9004-2142	146.0	2.79	10
C143	9004-2143	147.0	2.81	10
C144	9004-2144	148.0	2.83	10
C145	9004-2145	149.0	2.85	10
C146	9004-2146	150.0	2.87	10
C147	9004-2147	151.0	2.89	10
C148	9004-2148	152.0	2.91	10
C149	9004-2149	153.0	2.93	10
C150	9004-2150	154.0	2.95	10
C151	9004-2151	155.0	2.97	10
C152	9004-2152	156.7	2.99	10
C153	9004-2153	157.0	3.01	10
C154	9004-2154	158.0	3.03	10
C155	9004-2155	159.0	3.05	10
C156	9004-2156	160.0	3.07	10
C157	9004-2157	161.0	3.09	10
C158	9004-2158	162.0	3.11	10
C160	9004-2160	164.0	3.13	10
C162	9004-2162	166.0	3.15	10
C164	9004-2164	168.0	3.17	10
C165	9004-2165	169.0	3.19	10
C166	9004-2166	170.0	3.21	10
C167	9004-2167	171.0	3.23	10
C168	9004-2168	172.0	3.25	10
C169	9004-2169	173.0	3.27	10
C170	9004-2170	174.0	3.29	10
C173	9004-2173	177.0	3.40	10
C175	9004-2175	179.0	3.45	5
C176	9004-2176	180.0	3.47	5

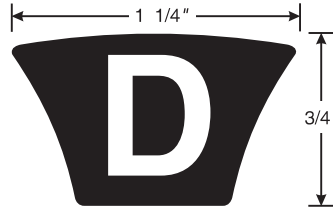
Size	Product No.	Belt O.C. (In.)	Wt. Ea. (Lbs.)	Qty Per Ctn
C177	9004-2177	181.0	3.50	5
C178	9004-2178	182.0	3.50	5
C180	9004-2180	184.0	3.57	5
C181	9004-2181	185.0	3.59	5
C182	9004-2182	186.0	3.61	5
C183	9004-2183	187.0	3.63	5
C184	9004-2184	188.0	3.65	5
C185	9004-2185	189.0	3.67	5
C187	9004-2187	191.0	3.71	5
C188	9004-2188	192.0	3.73	5
C189	9004-2189	193.0	3.75	5
C190	9004-2190	194.0	3.77	5
C193	9004-2193	197.0	3.81	5
C195	9004-2195	199.0	3.83	5
C197	9004-2197	201.0	3.87	5
C198	9004-2198	202.0	3.90	5
C200	9004-2200	204.0	3.93	5
C202	9004-2202	206.0	3.95	5
C204	9004-2204	208.0	3.97	5
C205	9004-2205	209.0	3.99	5
C206	9004-2206	210.0	4.01	5
C207	9004-2207	211.0	4.10	5
C208	9004-2208	212.0	4.12	5
C210	9004-2210	214.0	4.15	5
C214	9004-2214	216.0	4.25	5
C215	9004-2215	217.0	4.27	5
C218	9004-2218	220.0	4.32	5
C220	9004-2220	222.0	4.60	5
C221	9004-2221	223.0	4.35	5
C225	9004-2225	227.0	4.40	5
C228	9004-2228	230.0	4.50	5
C229	9004-2229	231.0	4.53	5
C230	9004-2230	232.0	4.53	5
C235	9004-2235	237.0	4.63	5
C238	9004-2238	240.0	4.70	5
C240	9004-2240	242.0	4.65	5
C245	9004-2245	247.0	4.72	5
C246	9004-2246	248.0	4.74	5
C248	9004-2248	250.0	4.79	5
C250	9004-2250	252.0	5.00	5
C255	9004-2255	257.0	5.10	5
C264	9004-2264	266.0	5.52	5
C265	9004-2265	267.0	5.41	5
C270	9004-2270	272.0	5.60	5
C275	9004-2275	277.0	5.70	5
C276	9004-2276	278.0	5.71	5
C280	9004-2280	282.0	6.20	5
C285	9004-2285	287.0	5.80	5
C290	9004-2290	292.0	6.00	5
C295	9004-2295	297.0	6.10	5
C297	9004-2297	299.0	6.22	5
C300	9004-2300	302.0	6.26	5
C303	9004-2303	305.0	6.28	5
C314	9004-2314	316.0	6.55	4
C315	9004-2315	317.0	6.72	5
C320	9004-2320	322.0	6.80	4
C330	9004-2330	332.0	7.10	4
C345	9004-2345	347.0	7.40	4
C360	9004-2360	362.0	7.80	4
C390	9004-2390	392.0	8.60	3
C420	9004-2420	422.0	9.40	1
C450	9004-2450	452.0	10.20	1

HEAVY DUTY V-BELTS





# Hi-Power® II Belts



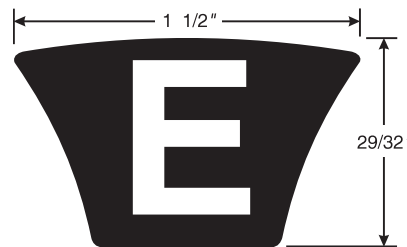
## Product No. Series 9005

### D Section

HEAVY DUTY V-BELTS

Size	Product No.	Belt O.C. (In.)	Wt. Ea. (Lbs.)	Qty Per Ctn
D90	9005-2090	95.0	4.80	1
D98	9005-2098	103.0	5.05	1
D104	9005-2104	109.0	5.22	1
D105	9005-2105	110.0	5.29	1
D107	9005-2107	112.0	5.34	1
D108	9005-2108	113.0	5.41	1
D110	9005-2110	115.0	5.49	1
D112	9005-2112	117.0	5.62	1
D120	9005-2120	125.0	5.86	1
D124	9005-2124	129.0	6.00	1
D128	9005-2128	133.0	6.14	1
D132	9005-2132	137.0	6.29	1
D135	9005-2135	140.0	6.36	1
D136	9005-2136	141.0	6.43	1
D140	9005-2140	145.0	6.47	1
D144	9005-2144	149.0	6.50	1
D148	9005-2148	153.0	6.75	1
D152	9005-2152	157.0	7.02	1
D154	9005-2154	159.0	7.11	1
D158	9005-2158	163.0	7.13	1
D160	9005-2160	165.0	7.15	1
D162	9005-2162	167.0	7.18	1
D164	9005-2164	169.0	7.21	1
D165	9005-2165	170.0	7.25	1
D166	9005-2166	171.0	7.30	1
D167	9005-2167	172.0	7.36	1
D170	9005-2170	175.0	7.42	1
D171	9005-2171	176.0	7.46	1
D173	9005-2173	178.0	7.50	1
D180	9005-2180	185.0	7.90	1

Size	Product No.	Belt O.C. (In.)	Wt. Ea. (Lbs.)	Qty Per Ctn
D195	9005-2195	200.0	8.90	1
D205	9005-2205	210.0	9.37	1
D210	9005-2210	215.0	9.50	1
D220	9005-2220	223.0	10.15	1
D225	9005-2225	228.0	10.30	1
D230	9005-2230	233.0	10.50	1
D240	9005-2240	243.0	10.92	1
D248	9005-2248	251.0	11.00	1
D255	9005-2255	258.0	11.45	1
D260	9005-2260	263.0	11.70	1
D270	9005-2270	273.0	12.25	1
D280	9005-2280	283.0	12.48	1
D285	9005-2285	288.0	12.65	1
D300	9005-2300	303.0	13.30	1
D315	9005-2315	318.0	14.00	1
D330	9005-2330	333.0	14.40	1
D335	9005-2335	338.0	14.86	1
D345	9005-2345	348.0	15.23	1
D354	9005-2354	357.0	15.60	1
D360	9005-2360	363.0	15.90	1
D390	9005-2390	393.0	16.96	1
D394	9005-2394	397.0	17.14	1
D420	9005-2420	423.0	18.11	1
D441	9005-2441	444.0	18.92	1
D450	9005-2450	453.0	19.30	1
D480	9005-2480	483.0	20.55	1
D540	9005-2540	543.0	23.05	1
D600	9005-2600	603.0	25.87	1
D660	9005-2660	663.0	28.10	1



## Product No. Series 9006

### E Section

Size	Product No.	Belt O.C. (In.)	Wt. Ea. (Lbs.)	Qty Per Ctn
E144	9006-2144	149.0	9.50	1
E158	9006-2158	165.0	10.48	1
E180	9006-2180	187.0	11.66	1
E195	9006-2195	202.0	12.55	1
E210	9006-2210	217.0	13.35	1
E240	9006-2240	244.0	15.05	1
E250	9006-2250	254.0	15.84	1
E270	9006-2270	274.0	16.80	1
E300	9006-2300	304.0	18.50	1
E310	9006-2310	314.0	19.00	1

Size	Product No.	Belt O.C. (In.)	Wt. Ea. (Lbs.)	Qty Per Ctn
E330	9006-2330	334.0	19.75	1
E360	9006-2360	364.0	21.30	1
E390	9006-2390	394.0	23.15	1
E420	9006-2420	424.0	24.75	1
E441	9006-2441	445.0	25.79	1
E460	9006-2460	464.0	26.82	1
E480	9006-2480	484.0	28.30	1
E540	9006-2540	544.0	32.02	1
E600	9006-2600	604.0	35.28	1
E660	9006-2660	664.0	38.14	1





# Hi-Power® II PowerBand® V-Belts

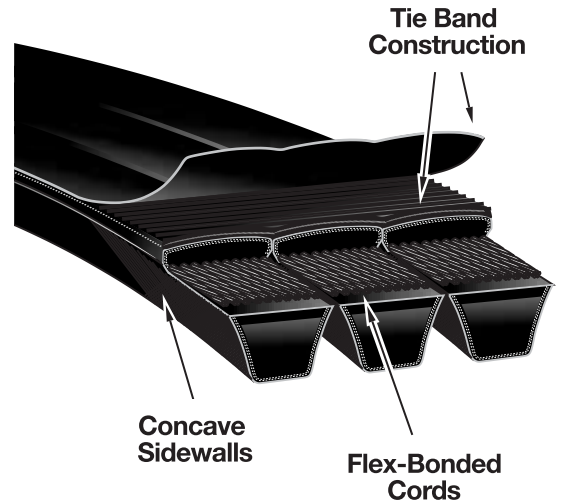
The PowerBand® construction allows multiple belts to function as a single unit, with even load distribution and each strand fitting securely in the sheave groove.

## Markets/Applications

Recommended for drives where single belts vibrate, turn over or jump off the drive.

## Features/Advantages

- Concave sidewalls provide proper cord support and full contact with the sheave-groove for equal loading and uniform wear.
- Flex-Bonded Cords are strongly bonded to the body of the belt resulting in equal load distribution and the absorption of bending stress without cord deterioration.
- Meets RMA oil and heat resistant standards.
- Meets RMA static conductivity requirements.
- The Tie Band assures high lateral rigidity, guiding the belt in a straight line and preventing it from coming off the drive.



HEAVY DUTY V-BELTS

## Size Range/Availability

- **Large Inventory** of standard lengths and widths are readily available. See sizing table for details.
- **Belt Slitters** located onsite at several Gates Service Centers can cut down an existing belt in inventory to the strand width needed.
- **Made-To-Order Belt Sizes** are available in any length from 45.0 up to 220.0 inches.

## Recommended Sheaves

Multi-Duty® Sheaves (B, C, D)

## Notes

Belt part number is constructed by placing the (#) number of strands required followed by a slash (/) in front of the belt size. For Example, 5/B66 represents a B66 with 5 joined strands.

Belt product number is 8 or 9 digits constructed of product series prefix, number of strands, and belt length. For example, 90925066 represents an "A" section PowerBand (9092) with 5 strands (5) that is 66.0 inches (066) long.

Most "A" Section sheaves are a combination "A-B" groove. "A" Section PowerBand® Belts are not recommended for use in sheaves with "A-B" combination grooves. "A" Section PowerBand® belts may be Made-To-Order and require minimum order quantities. Check with Customer Service for availability.

## Product No. Series 9092

### A Section



Size (# = strands)	Belt O.C. (In.)	Wt. Per Strand (Lbs.)	Belt Width In Number of Strands											13 to 20 Strand Maximum (# = strands)
			2 Strand	3 Strand	4 Strand	5 Strand	6 Strand	7 Strand	8 Strand	9 Strand	10 Strand	11 Strand	12 Strand	
			9092-	9092-	9092-	9092-	9092-	9092-	9092-	9092-	9092-	9092-	9092-	
15 #/A42	44.0	.36	2042	3042	4042	5042	6042	7042	8042	9042	10042	11042	12042	##042
15 #/A43	45.0	.37	2043	3043	4043	5043	6043	7043	8043	9043	10043	11043	12043	##043
15 #/A44	46.0	.38	2044	3044	4044	5044	6044	7044	8044	9044	10044	11044	12044	##044
15 #/A46	48.0	.40	2046	3046	4046	5046	6046	7046	8046	9046	10046	11046	12046	##046
15 #/A47	49.0	.40	2047	3047	4047	5047	6047	7047	8047	9047	10047	11047	12047	##047
15 #/A48	50.0	.40	2048	3048	4048	5048	6048	7048	8048	9048	10048	11048	12048	##048
15 #/A49	51.0	.42	2049	3049	4049	5049	6049	7049	8049	9049	10049	11049	12049	##049
15 #/A51	53.0	.44	2051	3051	4051	5051	6051	7051	8051	9051	10051	11051	12051	##051
15 #/A53	55.0	.46	2053	3053	4053	5053	6053	7053	8053	9053	10053	11053	12053	##053
15 #/A54	56.0	.46	2054	3054	4054	5054	6054	7054	8054	9054	10054	11054	12054	##054
15 #/A55	57.0	.47	2055	3055	4055	5055	6055	7055	8055	9055	10055	11055	12055	##055
15 #/A56	58.0	.48	2056	3056	4056	5056	6056	7056	8056	9056	10056	11056	12056	##056
15 #/A57	59.0	.50	2057	3057	4057	5057	6057	7057	8057	9057	10057	11057	12057	##057
15 #/A58	60.0	.50	2058	3058	4058	5058	6058	7058	8058	9058	10058	11058	12058	##058
15 #/A60	62.0	.52	2060	3060	4060	5060	6060	7060	8060	9060	10060	11060	12060	##060
#/A62	64.0	.54	2062	3062	4062	5062	6062	7062	8062	9062	10062	11062	12062	##062

15 Not included in V-80 matching program.





# Hi-Power® II PowerBand® V-Belts

## Product No. Series 9092 (continued)

### A Section (continued)

Size (# = strands)	Belt O.C. (In.)	Wt. Per Strand (Lbs.)	Belt Width In Number of Strands											13 to 20 Strand Maximum (## = strands)
			2 Strand	3 Strand	4 Strand	5 Strand	6 Strand	7 Strand	8 Strand	9 Strand	10 Strand	11 Strand	12 Strand	
			9092-	9092-	9092-	9092-	9092-	9092-	9092-	9092-	9092-	9092-	9092-	
#/A64	66.0	.56	2064	3064	4064	5064	6064	7064	8064	9064	10064	11064	12064	##064
#/A65	67.0	.56	2065	3065	4065	5065	6065	7065	8065	9065	10065	11065	12065	##065
#/A66	68.0	.57	2066	3066	4066	5066	6066	7066	8066	9066	10066	11066	12066	##066
#/A68	70.0	.58	2068	3068	4068	5068	6068	7068	8068	9068	10068	11068	12068	##068
#/A70	72.0	.61	2070	3070	4070	5070	6070	7070	8070	9070	10070	11070	12070	##070
#/A71	73.0	.61	2071	3071	4071	5071	6071	7071	8071	9071	10071	11071	12071	##071
#/A74	76.0	.64	2074	3074	4074	5074	6074	7074	8074	9074	10074	11074	12074	##074
#/A75	77.0	.66	2075	3075	4075	5075	6075	7075	8075	9075	10075	11075	12075	##075
#/A77	79.0	.66	2077	3077	4077	5077	6077	7077	8077	9077	10077	11077	12077	##077
#/A78	80.0	.67	2078	3078	4078	5078	6078	7078	8078	9078	10078	11078	12078	##078
#/A80	82.0	.70	2080	3080	4080	5080	6080	7080	8080	9080	10080	11080	12080	##080
#/A81	83.0	.70	2081	3081	4081	5081	6081	7081	8081	9081	10081	11081	12081	##081
#/A83	85.0	.71	2083	3083	4083	5083	6083	7083	8083	9083	10083	11083	12083	##083
#/A85	87.0	.74	2085	3085	4085	5085	6085	7085	8085	9085	10085	11085	12085	##085
#/A90	92.0	.77	2090	3090	4090	5090	6090	7090	8090	9090	10090	11090	12090	##090
#/A92	94.0	.80	2092	3092	4092	5092	6092	7092	8092	9092	10092	11092	12092	##092
#/A96	98.0	.84	2096	3096	4096	5096	6096	7096	8096	9096	10096	11096	12096	##096
#/A100	102.0	.86	2100	3100	4100	5100	6100	7100	8100	9100	10100	11100	12100	##100
#/A105	107.0	.90	2105	3105	4105	5105	6105	7105	8105	9105	10105	11105	12105	##105
#/A110	112.0	.96	2110	3110	4110	5110	6110	7110	8110	9110	10110	11110	12110	##110
#/A112	114.0	.96	2112	3112	4112	5112	6112	7112	8112	9112	10112	11112	12112	##112
#/A120	122.0	1.04	2120	3120	4120	5120	6120	7120	8120	9120	10120	11120	12120	##120
#/A128	130.0	1.10	2128	3128	4128	5128	6128	7128	8128	9128	10128	11128	12128	##128
#/A136	138.0	1.17	2136	3136	4136	5136	6136	7136	8136	9136	10136	11136	12136	##136
#/A144	146.0	1.24	2144	3144	4144	5144	6144	7144	8144	9144	10144	11144	12144	##144
#/A158	160.0	1.36	2158	3158	4158	5158	6158	7158	8158	9158	10158	11158	12158	##158
#/A173	175.0	1.50	2173	3173	4173	5173	6173	7173	8173	9173	10173	11173	12173	##173
#/A180	182.0	1.56	2180	3180	4180	5180	6180	7180	8180	9180	10180	11180	12180	##180

HEAVY DUTY V-BELTS

## Product No. Series 9093

### B Section



Size (# = strands)	Belt O.C. (In.)	Wt. Per Strand (Lbs.)	Belt Width In Number of Strands											13 to 16 Strand Maximum (## = strands)
			2 Strand	3 Strand	4 Strand	5 Strand	6 Strand	7 Strand	8 Strand	9 Strand	10 Strand	11 Strand	12 Strand	
			9093-	9093-	9093-	9093-	9093-	9093-	9093-	9093-	9093-	9093-	9093-	
<sup>15</sup> #/B35	38.0	.52	2035	3035	4035	5035	6035	7035	8035	9035	10035	11035	12035	##035
<sup>15</sup> #/B38	41.0	.56	2038	3038	4038	5038	6038	7038	8038	9038	10038	11038	12038	##038
<sup>15</sup> #/B40	43.0	.57	2040	3040	4040	5040	6040	7040	8040	9040	10040	11040	12040	##040
<sup>15</sup> #/B41	44.0	.58	2041	3041	4041	5041	6041	7041	8041	9041	10041	11041	12041	##041
<sup>15</sup> #/B42	45.0	.62	2042	3042	4042	5042	6042	7042	8042	9042	10042	11042	12042	##042
<sup>15</sup> #/B43	46.0	.64	2043	3043	4043	5043	6043	7043	8043	9043	10043	11043	12043	##043
<sup>15</sup> #/B44	47.0	.66	2044	3044	4044	5044	6044	7044	8044	9044	10044	11044	12044	##044
<sup>15</sup> #/B46	49.0	.68	2046	3046	4046	5046	6046	7046	8046	9046	10046	11046	12046	##046
<sup>15</sup> #/B47	50.0	.70	2047	3047	4047	5047	6047	7047	8047	9047	10047	11047	12047	##047
<sup>15</sup> #/B48	51.0	.71	2048	3048	4048	5048	6048	7048	8048	9048	10048	11048	12048	##048
<sup>15</sup> #/B50	53.0	.74	2050	3050	4050	5050	6050	7050	8050	9050	10050	11050	12050	##050
<sup>15</sup> #/B51	54.0	.76	2051	3051	4051	5051	6051	7051	8051	9051	10051	11051	12051	##051
<sup>15</sup> #/B52	55.0	.77	2052	3052	4052	5052	6052	7052	8052	9052	10052	11052	12052	##052
<sup>15</sup> #/B53	56.0	.78	2053	3053	4053	5053	6053	7053	8053	9053	10053	11053	12053	##053
<sup>15</sup> #/B54	57.0	.80	2054	3054	4054	5054	6054	7054	8054	9054	10054	11054	12054	##054
<sup>15</sup> #/B55	58.0	.81	2055	3055	4055	5055	6055	7055	8055	9055	10055	11055	12055	##055
<sup>15</sup> #/B56	59.0	.84	2056	3056	4056	5056	6056	7056	8056	9056	10056	11056	12056	##056
<sup>15</sup> #/B57	60.0	.84	2057	3057	4057	5057	6057	7057	8057	9057	10057	11057	12057	##057
<sup>15</sup> #/B58	61.0	.86	2058	3058	4058	5058	6058	7058	8058	9058	10058	11058	12058	##058
<sup>15</sup> #/B59	62.0	.87	2059	3059	4059	5059	6059	7059	8059	9059	10059	11059	12059	##059
<sup>15</sup> #/B60	63.0	.90	2060	3060	4060	5060	6060	7060	8060	9060	10060	11060	12060	##060
<sup>15</sup> #/B61	64.0	.90	2061	3061	4061	5061	6061	7061	8061	9061	10061	11061	12061	##061
#/B62	65.0	.92	2062	3062	4062	5062	6062	7062	8062	9062	10062	11062	12062	##062
#/B63	66.0	.94	2063	3063	4063	5063	6063	7063	8063	9063	10063	11063	12063	##063
#/B64	67.0	.96	2064	3064	4064	5064	6064	7064	8064	9064	10064	11064	12064	##064
#/B65	68.0	.96	2065	3065	4065	5065	6065	7065	8065	9065	10065	11065	12065	##065
#/B66	69.0	.98	2066	3066	4066	5066	6066	7066	8066	9066	10066	11066	12066	##066
#/B67	70.0	1.00	2067	3067	4067	5067	6067	7067	8067	9067	10067	11067	12067	##067
#/B68	71.0	1.00	2068	3068	4068	5068	6068	7068	8068	9068	10068	11068	12068	##068
#/B70	73.0	1.04	2070	3070	4070	5070	6070	7070	8070	9070	10070	11070	12070	##070

15 Not included in V-80 matching program.







# Hi-Power® II PowerBand® V-Belts

## Product No. Series 9093 (continued)

### B Section (continued)

Size (# = strands)	Belt O.C. (In.)	Wt. Per Strand (Lbs.)	Belt Width In Number of Strands											13 to 16 Strand Maximum (# = strands)
			2 Strand	3 Strand	4 Strand	5 Strand	6 Strand	7 Strand	8 Strand	9 Strand	10 Strand	11 Strand	12 Strand	
			9093-	9093-	9093-	9093-	9093-	9093-	9093-	9093-	9093-	9093-	9093-	
#/B71	74.0	1.06	2071	3071	4071	5071	6071	7071	8071	9071	10071	11071	12071	##071
#/B72	75.0	1.06	2072	3072	4072	5072	6072	7072	8072	9072	10072	11072	12072	##072
#/B73	76.0	1.08	2073	3073	4073	5073	6073	7073	8073	9073	10073	11073	12073	##073
#/B74	77.0	1.10	2074	3074	4074	5074	6074	7074	8074	9074	10074	11074	12074	##074
#/B75	78.0	1.11	2075	3075	4075	5075	6075	7075	8075	9075	10075	11075	12075	##075
#/B77	80.0	1.14	2077	3077	4077	5077	6077	7077	8077	9077	10077	11077	12077	##077
#/B78	81.0	1.16	2078	3078	4078	5078	6078	7078	8078	9078	10078	11078	12078	##078
#/B79	82.0	1.17	2079	3079	4079	5079	6079	7079	8079	9079	10079	11079	12079	##079
#/B80	83.0	1.18	2080	3080	4080	5080	6080	7080	8080	9080	10080	11080	12080	##080
#/B81	84.0	1.20	2081	3081	4081	5081	6081	7081	8081	9081	10081	11081	12081	##081
#/B82	85.0	1.21	2082	3082	4082	5082	6082	7082	8082	9082	10082	11082	12082	##082
#/B83	86.0	1.24	2083	3083	4083	5083	6083	7083	8083	9083	10083	11083	12083	##083
#/B84	87.0	1.25	2084	3084	4084	5084	6084	7084	8084	9084	10084	11084	12084	##084
#/B85	88.0	1.26	2085	3085	4085	5085	6085	7085	8085	9085	10085	11085	12085	##085
#/B86	89.0	1.28	2086	3086	4086	5086	6086	7086	8086	9086	10086	11086	12086	##086
#/B87	90.0	1.30	2087	3087	4087	5087	6087	7087	8087	9087	10087	11087	12087	##087
#/B88	91.0	1.30	2088	3088	4088	5088	6088	7088	8088	9088	10088	11088	12088	##088
#/B90	93.0	1.34	2090	3090	4090	5090	6090	7090	8090	9090	10090	11090	12090	##090
#/B92	95.0	1.36	2092	3092	4092	5092	6092	7092	8092	9092	10092	11092	12092	##092
#/B93	96.0	1.37	2093	3093	4093	5093	6093	7093	8093	9093	10093	11093	12093	##093
#/B95	98.0	1.41	2095	3095	4095	5095	6095	7095	8095	9095	10095	11095	12095	##095
#/B96	99.0	1.42	2096	3096	4096	5096	6096	7096	8096	9096	10096	11096	12096	##096
#/B97	100.0	1.44	2097	3097	4097	5097	6097	7097	8097	9097	10097	11097	12097	##097
#/B99	102.0	1.47	2099	3099	4099	5099	6099	7099	8099	9099	10099	11099	12099	##099
#/B100	103.0	1.48	2100	3100	4100	5100	6100	7100	8100	9100	10100	11100	12100	##100
#/B103	106.0	1.52	2103	3103	4103	5103	6103	7103	8103	9103	10103	11103	12103	##103
#/B104	107.0	1.59	2104	3104	4104	5104	6104	7104	8104	9104	10104	11104	12104	##104
#/B105	108.0	1.66	2105	3105	4105	5105	6105	7105	8105	9105	10105	11105	12105	##105
#/B108	111.0	1.60	2108	3108	4108	5108	6108	7108	8108	9108	10108	11108	12108	##108
#/B109	112.0	1.62	2109	3109	4109	5109	6109	7109	8109	9109	10109	11109	12109	##109
#/B110	113.0	1.63	2110	3110	4110	5110	6110	7110	8110	9110	10110	11110	12110	##110
#/B112	115.0	1.66	2112	3112	4112	5112	6112	7112	8112	9112	10112	11112	12112	##112
#/B113	116.0	1.72	2113	3113	4113	5113	6113	7113	8113	9113	10113	11113	12113	##113
#/B114	117.0	1.70	2114	3114	4114	5114	6114	7114	8114	9114	10114	11114	12114	##114
#/B115	118.0	1.71	2115	3115	4115	5115	6115	7115	8115	9115	10115	11115	12115	##115
#/B116	119.0	1.72	2116	3116	4116	5116	6116	7116	8116	9116	10116	11116	12116	##116
#/B118	121.0	1.75	2118	3118	4118	5118	6118	7118	8118	9118	10118	11118	12118	##118
#/B120	123.0	1.78	2120	3120	4120	5120	6120	7120	8120	9120	10120	11120	12120	##120
#/B124	127.0	1.84	2124	3124	4124	5124	6124	7124	8124	9124	10124	11124	12124	##124
#/B128	131.0	1.90	2128	3128	4128	5128	6128	7128	8128	9128	10128	11128	12128	##128
#/B130	133.0	1.93	2130	3130	4130	5130	6130	7130	8130	9130	10130	11130	12130	##130
#/B133	136.0	1.97	2133	3133	4133	5133	6133	7133	8133	9133	10133	11133	12133	##133
#/B136	139.0	2.00	2136	3136	4136	5136	6136	7136	8136	9136	10136	11136	12136	##136
#/B138	141.0	2.04	2138	3138	4138	5138	6138	7138	8138	9138	10138	11138	12138	##138
#/B139	142.0	2.05	2139	3139	4139	5139	6139	7139	8139	9139	10139	11139	12139	##139
#/B141	144.0	2.09	2141	3141	4141	5141	6141	7141	8141	9141	10141	11141	12141	##141
#/B144	147.0	2.14	2144	3144	4144	5144	6144	7144	8144	9144	10144	11144	12144	##144
#/B148	151.0	2.20	2148	3148	4148	5148	6148	7148	8148	9148	10148	11148	12148	##148
#/B150	153.0	2.22	2150	3150	4150	5150	6150	7150	8150	9150	10150	11150	12150	##150
#/B154	157.0	2.28	2154	3154	4154	5154	6154	7154	8154	9154	10154	11154	12154	##154
#/B158	161.0	2.34	2158	3158	4158	5158	6158	7158	8158	9158	10158	11158	12158	##158
#/B160	163.0	2.37	2160	3160	4160	5160	6160	7160	8160	9160	10160	11160	12160	##160
#/B162	165.0	2.40	2162	3162	4162	5162	6162	7162	8162	9162	10162	11162	12162	##162
#/B168	171.0	2.49	2168	3168	4168	5168	6168	7168	8168	9168	10168	11168	12168	##168
#/B173	176.0	2.56	2173	3173	4173	5173	6173	7173	8173	9173	10173	11173	12173	##173
#/B180	183.0	2.66	2180	3180	4180	5180	6180	7180	8180	9180	10180	11180	12180	##180
#/B185	188.0	2.74	2185	3185	4185	5185	6185	7185	8185	9185	10185	11185	12185	##185
#/B190	193.0	2.82	2190	3190	4190	5190	6190	7190	8190	9190	10190	11190	12190	##190
#/B195	198.0	2.90	2195	3195	4195	5195	6195	7195	8195	9195	10195	11195	12195	##195
#/B210	213.0	3.11	2210	3210	4210	5210	6210	7210	8210	9210	10210	11210	12210	##210
#/B218	219.9	3.23	2218	3218	4218	5218	6218	7218	8218	9218	10218	11218	12218	##218
#/B225	226.0	3.34	2225	3225	4225	5225	6225	7225	8225	9225	10225	11225	12225	##225
#/B240	241.0	3.55	2240	3240	4240	5240	6240	7240	8240	9240	10240	11240	12240	##240
#/B255	256.0	3.77	2255	3255	4255	5255	6255	7255	8255	9255	10255	11255	12255	##255
#/B270	271.0	4.00	2270	3270	4270	5270	6270	7270	8270	9270	10270	11270	12270	##270
#/B300	301.0	4.44	2300	3300	4300	5300	6300	7300	8300	9300	10300	11300	12300	##300
#/B315	316.0	4.66	2315	3315	4315	5315	6315	7315	8315	9315	10315	11315	12315	##315

HEAVY DUTY V-BELTS

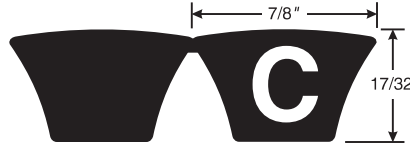




# Hi-Power® II PowerBand® V-Belts

## Product No. Series 9094

### C Section

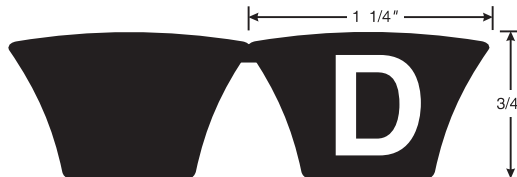


HEAVY DUTY V-BELTS

Size (# = strands)	Belt O.C. (In.)	Wt. Per Strand (Lbs.)	Belt Width In Number of Strands										
			2 Strand	3 Strand	4 Strand	5 Strand	6 Strand	7 Strand	8 Strand	9 Strand	10 Strand	11 Strand	12 Strand
			9094-	9094-	9094-	9094-	9094-	9094-	9094-	9094-	9094-	9094-	9094-
#/C60	64.0	1.56	2060	3060	4060	5060	6060	7060	8060	9060	10060	11060	12060
#/C68	72.0	1.77	2068	3068	4068	5068	6068	7068	8068	9068	10068	11068	12068
#/C72	76.0	1.88	2072	3072	4072	5072	6072	7072	8072	9072	10072	11072	12072
#/C75	79.0	1.96	2075	3075	4075	5075	6075	7075	8075	9075	10075	11075	12075
#/C78	82.0	2.04	2078	3078	4078	5078	6078	7078	8078	9078	10078	11078	12078
#/C80	84.0	2.09	2080	3080	4080	5080	6080	7080	8080	9080	10080	11080	12080
#/C81	85.0	2.11	2081	3081	4081	5081	6081	7081	8081	9081	10081	11081	12081
#/C85	89.0	2.21	2085	3085	4085	5085	6085	7085	8085	9085	10085	11085	12085
#/C87	91.0	2.26	2087	3087	4087	5087	6087	7087	8087	9087	10087	11087	12087
#/C90	94.0	2.34	2090	3090	4090	5090	6090	7090	8090	9090	10090	11090	12090
#/C96	100.0	2.50	2096	3096	4096	5096	6096	7096	8096	9096	10096	11096	12096
#/C99	103.0	2.57	2099	3099	4099	5099	6099	7099	8099	9099	10099	11099	12099
#/C100	104.0	2.60	2100	3100	4100	5100	6100	7100	8100	9100	10100	11100	12100
#/C105	109.0	2.74	2105	3105	4105	5105	6105	7105	8105	9105	10105	11105	12105
#/C108	112.0	2.81	2108	3108	4108	5108	6108	7108	8108	9108	10108	11108	12108
#/C109	113.0	2.84	2109	3109	4109	5109	6109	7109	8109	9109	10109	11109	12109
#/C112	116.0	2.91	2112	3112	4112	5112	6112	7112	8112	9112	10112	11112	12112
#/C120	124.0	3.12	2120	3120	4120	5120	6120	7120	8120	9120	10120	11120	12120
#/C124	128.0	3.22	2124	3124	4124	5124	6124	7124	8124	9124	10124	11124	12124
#/C126	130.0	3.28	2126	3126	4126	5126	6126	7126	8126	9126	10126	11126	12126
#/C128	132.0	3.34	2128	3128	4128	5128	6128	7128	8128	9128	10128	11128	12128
#/C136	140.0	3.54	2136	3136	4136	5136	6136	7136	8136	9136	10136	11136	12136
#/C144	148.0	3.74	2144	3144	4144	5144	6144	7144	8144	9144	10144	11144	12144
#/C146	150.0	3.79	2146	3146	4146	5146	6146	7146	8146	9146	10146	11146	12146
#/C151	154.9	3.92	2151	3151	4151	5151	6151	7151	8151	9151	10151	11151	12151
#/C158	162.0	4.11	2158	3158	4158	5158	6158	7158	8158	9158	10158	11158	12158
#/C162	166.0	4.21	2162	3162	4162	5162	6162	7162	8162	9162	10162	11162	12162
#/C173	177.0	4.50	2173	3173	4173	5173	6173	7173	8173	9173	10173	11173	12173
#/C180	184.0	4.68	2180	3180	4180	5180	6180	7180	8180	9180	10180	11180	12180
#/C185	189.0	4.88	2185	3185	4185	5185	6185	7185	8185	9185	10185	11185	12185
#/C190	194.0	4.88	2190	3190	4190	5190	6190	7190	8190	9190	10190	11190	12190
#/C195	199.0	5.07	2195	3195	4195	5195	6195	7195	8195	9195	10195	11195	12195
#/C204	208.0	5.30	2204	3204	4204	5204	6204	7204	8204	9204	10204	11204	12204
#/C210	214.0	5.46	2210	3210	4210	5210	6210	7210	8210	9210	10210	11210	12210
#/C225	227.0	5.86	2225	3225	4225	5225	6225	7225	8225	9225	10225	11225	12225
#/C240	242.0	6.24	2240	3240	4240	5240	6240	7240	8240	9240	10240	11240	12240
#/C255	257.0	6.64	2255	3255	4255	5255	6255	7255	8255	9255	10255	11255	12255
#/C270	272.0	7.02	2270	3270	4270	5270	6270	7270	8270	9270	10270	11270	12270
#/C285	287.0	7.41	2285	3285	4285	5285	6285	7285	8285	9285	10285	11285	12285
#/C300	302.0	7.80	2300	3300	4300	5300	6300	7300	8300	9300	10300	11300	12300
#/C315	317.0	8.20	2315	3315	4315	5315	6315	7315	8315	9315	10315	11315	12315
#/C330	332.0	8.58	2330	3330	4330	5330	6330	7330	8330	9330	10330	11330	12330
#/C345	347.0	8.97	2345	3345	4345	5345	6345	7345	8345	9345	10345	11345	12345
#/C360	362.0	9.36	2360	3360	4360	5360	6360	7360	8360	9360	10360	11360	12360
#/C390	392.0	10.14	2390	3390	4390	5390	6390	7390	8390	9390	10390	11390	12390
#/C420	422.0	10.92	2420	3420	4420	5420	6420	7420	8420	9420	10420	11420	12420

## Product No. Series 9095

### D Section



Size (# = strands)	Belt O.C. (In.)	Wt. Per Strand (Lbs.)	Belt Width In Number of Strands						
			2 Strand	3 Strand	4 Strand	5 Strand	6 Strand	7 Strand	8 Strand
			9095-	9095-	9095-	9095-	9095-	9095-	9095-
#/D144	149.0	6.75	2144	3144	4144	5144	6144	7144	
#/D158	163.0	7.40	2158	3158	4158	5158	6158	7158	
#/D173	178.0	8.10	2173	3173	4173	5173	6173	7173	
#/D180	185.0	8.44	2180	3180	4180	5180	6180	7180	

15 Not included in V-80 matching program.





# Hi-Power® II PowerBand® V-Belts

## Product No. Series 9095 (continued)

### D Section (continued)

Size (# = strands)	Belt O.C. (In.)	Wt. Per Strand (Lbs.)	Belt Width In Number of Strands							
			2 Strand	3 Strand	4 Strand	5 Strand	6 Strand	7 Strand	8 Strand	
			9095-	9095-	9095-	9095-	9095-	9095-	9095-	
#/D195	200.0	9.09	2195	3195	4195	5195	6195	7195		
#/D210	215.0	9.84	2210	3210	4210	5210	6210	7210	8210	
#/D225	228.0	10.56	2225	3225	4225	5225	6225	7225	8225	
#/D240	243.0	11.26	2240	3240	4240	5240	6240	7240	8240	
#/D255	258.0	11.96	2255	3255	4255	5255	6255	7255	8255	
#/D270	273.0	12.66	2270	3270	4270	5270	6270	7270	8270	
#/D285	288.0	13.37	2285	3285	4285	5285	6285	7285	8285	
#/D300	303.0	14.07	2300	3300	4300	5300	6300	7300	8300	
#/D315	318.0	14.77	2315	3315	4315	5315	6315	7315	8315	
#/D330	333.0	15.48	2330	3330	4330	5330	6330	7330	8330	
#/D345	348.0	16.18	2345	3345	4345	5345	6345	7345	8345	
#/D360	363.0	16.88	2360	3360	4360	5360	6360	7360	8360	
#/D390	393.0	18.29	2390	3390	4390	5390	6390	7390	8390	
#/D420	423.0	19.70	2420	3420	4420	5420	6420	7420	8420	
#/D450	453.0	21.10	2450	3450	4450	5450	6450	7450	8450	
#/D480	483.0	22.50	2480	3480	4480	5480	6480	7480	8480	
#/D540	543.0	25.33	2540	3540	4540	5540	6540	7540	8540	
#/D600	603.0	28.14	2600	3600	4600	5600	6600	7600	8600	
<sup>4</sup> #/D660	663.0	31.13	2660	3660	4660	5660	6660	7660	8660	

HEAVY DUTY V-BELTS

<sup>4</sup> Minimum production quantity may apply. Contact Customer Service for availability.





## Tri-Power® Belts

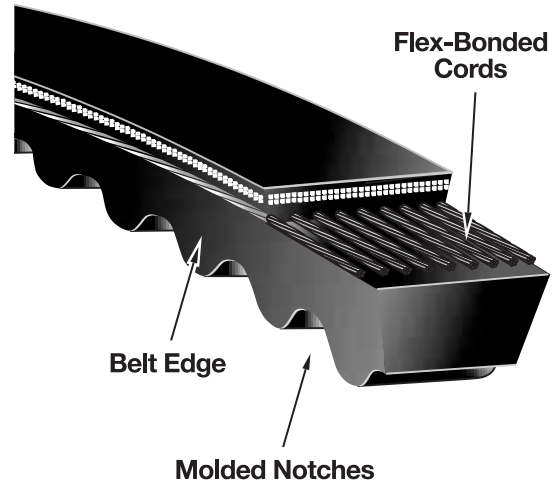
Constructed with Gates proprietary construction, this belt has a superior combination of flex and load carrying capacity, as well as less stretch resulting in less maintenance.

### Markets/Applications

Suitable for all industrial applications, particularly where small or sub-minimal sheave diameters are required.

### Features/Advantages

- **Notches molded** into the belt during manufacturing make this belt well suited for drives with smaller diameter sheaves.
- **Belt Edge** is machined for even sheave groove contact resulting in less slip and wear.
- **Flex-Bonded Cords** are strongly bonded to the body of the belt resulting in equal load distribution and the absorption of bending stress without cord deterioration.
- Meets RMA **oil and heat resistant** standards.
- Meets RMA **static conductivity** requirements.



HEAVY DUTY V-BELTS

### Recommended Sheaves

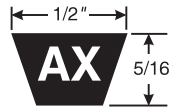
Multi-Duty Sheaves

### Notes

Tri-Power belts are available in AX, BX, and CX sizes.  
Tri-Power belts longer than 210 inches are a banded, cut notch construction.

## Product No. Series 9012

### AX Section



Size	Product No.	Belt O.C. (In.)	Wt. Ea. (Lbs.)	Qty Per Ctn
AX21	9012-2021	23.0	.15	10
AX22	9012-2022	24.0	.15	10
AX23	9012-2023	25.0	.15	10
AX24	9012-2024	26.0	.15	10
AX25	9012-2025	27.0	.15	10
AX26	9012-2026	28.0	.15	10
AX27	9012-2027	29.0	.15	10
AX28	9012-2028	30.0	.15	10
AX29	9012-2029	31.0	.15	10
AX30	9012-2030	32.0	.20	10
AX31	9012-2031	33.0	.20	10
AX32	9012-2032	34.0	.20	10
AX33	9012-2033	35.0	.20	10
AX34	9012-2034	36.0	.20	10
AX35	9012-2035	37.0	.20	10
AX36	9012-2036	38.0	.20	10
AX37	9012-2037	39.0	.20	10
AX38	9012-2038	40.0	.20	10
AX39	9012-2039	41.0	.20	10
AX40	9012-2040	42.0	.20	10
AX41	9012-2041	43.0	.25	10
AX42	9012-2042	44.0	.25	10
AX43	9012-2043	45.0	.25	10
AX44	9012-2044	46.0	.25	10
AX45	9012-2045	47.0	.25	10
AX46	9012-2046	48.0	.25	10
AX47	9012-2047	49.0	.30	10
AX48	9012-2048	50.0	.30	10
AX49	9012-2049	51.0	.30	10
AX50	9012-2050	52.0	.30	10
AX51	9012-2051	53.0	.30	10
AX52	9012-2052	54.0	.30	10

Size	Product No.	Belt O.C. (In.)	Wt. Ea. (Lbs.)	Qty Per Ctn
AX53	9012-2053	55.0	.30	10
AX54	9012-2054	56.0	.30	10
AX55	9012-2055	57.0	.30	10
AX56	9012-2056	58.0	.30	10
AX57	9012-2057	59.0	.30	70
AX58	9012-2058	60.0	.30	10
AX59	9012-2059	61.0	.30	10
AX60	9012-2060	62.0	.35	10
AX61	9012-2061	63.0	.35	10
AX62	9012-2062	64.0	.35	10
AX63	9012-2063	65.0	.35	10
AX64	9012-2064	66.0	.35	10
AX65	9012-2065	67.0	.35	10
AX66	9012-2066	68.0	.35	10
AX67	9012-2067	69.0	.40	10
AX68	9012-2068	70.0	.40	10
AX69	9012-2069	71.0	.40	70
AX70	9012-2070	72.0	.40	10
AX71	9012-2071	73.0	.40	10
AX72	9012-2072	74.0	.40	70
AX73	9012-2073	75.0	.40	70
AX74	9012-2074	76.0	.40	70
AX75	9012-2075	77.0	.40	10
AX76	9012-2076	78.0	.45	35
AX77	9012-2077	79.0	.45	35
AX78	9012-2078	80.0	.45	10
AX79	9012-2079	81.0	.45	70
AX80	9012-2080	82.0	.45	10
AX81	9012-2081	83.0	.45	70
AX82	9012-2082	84.0	.45	70
AX83	9012-2083	85.0	.50	50
AX84	9012-2084	86.0	.50	50





# Tri-Power® Belts

## Product No. Series 9012 (continued)

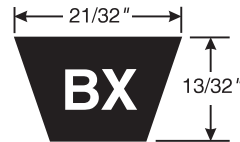
### AX Section (continued)

Size	Product No.	Belt O.C. (In.)	Wt. Ea. (Lbs.)	Qty Per Ctn
AX85	9012-2085	87.0	.50	10
AX86	9012-2086	88.0	.50	10
AX87	9012-2087	89.0	.50	55
AX88	9012-2088	90.0	.50	55
AX89	9012-2089	91.0	.50	55
AX90	9012-2090	92.0	.50	10
AX91	9012-2091	93.0	.55	40
AX92	9012-2092	94.0	.55	40
AX93	9012-2093	95.0	.55	40
AX94	9012-2094	96.0	.55	40
AX95	9012-2095	97.0	.55	55
AX96	9012-2096	98.0	.55	10

Size	Product No.	Belt O.C. (In.)	Wt. Ea. (Lbs.)	Qty Per Ctn
AX97	9012-2097	99.0	.55	50
AX98	9012-2098	100.0	.55	50
AX100	9012-2100	102.0	.55	50
AX103	9012-2103	105.0	.58	50
AX105	9012-2105	107.0	.60	10
AX110	9012-2110	112.0	.63	30
AX112	9012-2112	114.0	.64	45
AX120	9012-2120	122.0	.68	10
AX128	9012-2128	130.0	.72	35
AX144	9012-2144	146.0	.82	20
AX173	9012-2173	175.0	.98	5

## Product No. Series 9013

### BX Section



HEAVY DUTY V-BELTS

Size	Product No.	Belt O.C. (In.)	Wt. Ea. (Lbs.)	Qty Per Ctn
BX24	9013-2024	27.0	.25	30
BX25	9013-2025	28.0	.25	30
BX26	9013-2026	29.0	.25	30
BX27	9013-2027	30.0	.25	30
BX28	9013-2028	31.0	.30	30
BX29	9013-2029	32.0	.30	30
BX30	9013-2030	33.0	.30	30
BX31	9013-2031	34.0	.30	58
BX32	9013-2032	35.0	.30	58
BX33	9013-2033	36.0	.30	58
BX34	9013-2034	37.0	.30	10
BX35	9013-2035	38.0	.35	10
BX36	9013-2036	39.0	.35	10
BX37	9013-2037	40.0	.35	58
BX38	9013-2038	41.0	.35	10
BX39	9013-2039	42.0	.35	58
BX40	9013-2040	43.0	.35	10
BX41	9013-2041	44.0	.35	58
BX42	9013-2042	45.0	.40	10
BX43	9013-2043	46.0	.40	10
BX44	9013-2044	47.0	.40	10
BX45	9013-2045	48.0	.45	10
BX46	9013-2046	49.0	.45	10
BX47	9013-2047	50.0	.45	10
BX48	9013-2048	51.0	.45	10
BX49	9013-2049	52.0	.45	10
BX50	9013-2050	53.0	.50	10
BX51	9013-2051	54.0	.50	10
BX52	9013-2052	55.0	.50	10
BX53	9013-2053	56.0	.50	10
BX54	9013-2054	57.0	.50	10
BX55	9013-2055	58.0	.50	10
BX56	9013-2056	59.0	.55	10
BX57	9013-2057	60.0	.55	10
BX58	9013-2058	61.0	.55	10
BX59	9013-2059	62.0	.55	10
BX60	9013-2060	63.0	.55	10
BX61	9013-2061	64.0	.60	10
BX62	9013-2062	65.0	.60	10
BX63	9013-2063	66.0	.60	10

Size	Product No.	Belt O.C. (In.)	Wt. Ea. (Lbs.)	Qty Per Ctn
BX64	9013-2064	67.0	.60	10
BX65	9013-2065	68.0	.60	10
BX66	9013-2066	69.0	.60	10
BX67	9013-2067	70.0	.60	10
BX68	9013-2068	71.0	.65	10
BX69	9013-2069	72.0	.65	10
BX70	9013-2070	73.0	.65	10
BX71	9013-2071	74.0	.65	10
BX72	9013-2072	75.0	.70	10
BX73	9013-2073	76.0	.70	10
BX74	9013-2074	77.0	.70	10
BX75	9013-2075	78.0	.70	10
BX76	9013-2076	79.0	.70	10
BX77	9013-2077	80.0	.75	10
BX78	9013-2078	81.0	.75	10
BX79	9013-2079	82.0	.75	10
BX80	9013-2080	83.0	.75	10
BX81	9013-2081	84.0	.75	10
BX82	9013-2082	85.0	.75	10
BX83	9013-2083	86.0	.80	10
BX84	9013-2084	87.0	.80	10
BX85	9013-2085	88.0	.80	10
BX86	9013-2086	89.0	.80	10
BX87	9013-2087	90.0	.80	10
BX88	9013-2088	91.0	.80	10
BX89	9013-2089	92.0	.80	10
BX90	9013-2090	93.0	.85	10
BX91	9013-2091	94.0	.85	10
BX92	9013-2092	95.0	.85	10
BX93	9013-2093	96.0	.85	10
BX94	9013-2094	97.0	.85	10
BX95	9013-2095	98.0	.90	10
BX96	9013-2096	99.0	.90	10
BX97	9013-2097	100.0	.90	10
BX98	9013-2098	101.0	.90	30
BX99	9013-2099	102.0	.90	10
BX100	9013-2100	103.0	.95	10
BX103	9013-2103	106.0	.95	10
BX105	9013-2105	108.0	.95	10
BX106	9013-2106	109.0	.95	30





## Tri-Power® Belts

### Product No. Series 9013 (continued)

#### BX Section (continued)

Size	Product No.	Belt O.C. (In.)	Wt. Ea. (Lbs.)	Qty Per Ctn
BX108	9013-2108	111.0	.95	10
BX110	9013-2110	113.0	1.00	30
BX112	9013-2112	115.0	1.00	10
BX113	9013-2113	116.0	1.05	30
BX115	9013-2115	118.0	1.05	10
BX116	9013-2116	119.0	1.05	10
BX120	9013-2120	123.0	1.10	10
BX124	9013-2124	127.0	1.10	10
BX128	9013-2128	131.0	1.15	10
BX133	9013-2133	136.0	1.20	10
BX136	9013-2136	139.0	1.20	10
BX140	9013-2140	143.0	1.25	10
BX144	9013-2144	147.0	1.30	10

Size	Product No.	Belt O.C. (In.)	Wt. Ea. (Lbs.)	Qty Per Ctn
BX150	9013-2150	153.0	1.35	10
BX158	9013-2158	161.0	1.43	10
BX162	9013-2162	165.0	1.45	10
BX173	9013-2173	176.0	1.55	10
BX180	9013-2180	183.0	1.65	15
BX195	9013-2195	198.0	1.80	15
BX205	9013-2205	208.0	2.10	10
BX210	9013-2210	213.0	2.20	15
BX225	9013-2225	227.0	2.40	10
BX255	9013-2255	257.0	2.95	10
BX270	9013-2270	272.0	3.20	5
BX300	9013-2300	302.0	3.80	5

HEAVY DUTY V-BELTS

### Product No. Series 9014

#### CX Section



Size	Product No.	Belt O.C. (In.)	Wt. Ea. (Lbs.)	Qty Per Ctn
CX51	9014-2051	55.0	1.00	30
CX60	9014-2060	64.0	1.07	25
CX68	9014-2068	72.0	1.25	10
CX75	9014-2075	79.0	1.35	10
CX78	9014-2078	82.0	1.39	30
CX81	9014-2081	85.0	1.41	10
CX83	9014-2083	87.0	1.43	30
CX85	9014-2085	89.0	1.45	10
CX90	9014-2090	94.0	1.55	10
CX96	9014-2096	100.0	1.60	10
CX100	9014-2100	104.0	1.70	15
CX101	9014-2101	105.0	1.75	15
CX105	9014-2105	109.0	1.80	10
CX106	9014-2106	110.0	1.80	15
CX109	9014-2109	113.0	1.85	10
CX112	9014-2112	116.0	1.92	10
CX115	9014-2115	119.0	1.95	10
CX120	9014-2120	124.0	2.00	10
CX123	9014-2123	127.0	2.10	10
CX128	9014-2128	132.0	2.15	10

Size	Product No.	Belt O.C. (In.)	Wt. Ea. (Lbs.)	Qty Per Ctn
CX133	9014-2133	137.0	2.20	10
CX136	9014-2136	140.0	2.31	10
CX144	9014-2144	148.0	2.50	10
CX150	9014-2150	154.0	2.60	10
CX158	9014-2158	162.0	2.80	10
CX162	9014-2162	166.0	2.90	10
CX173	9014-2173	177.0	3.20	10
CX180	9014-2180	184.0	3.30	10
CX187	9014-2187	191.0	3.50	5
CX190	9014-2190	194.0	3.55	5
CX195	9014-2195	199.0	3.70	10
CX210	9014-2210	214.0	4.00	5
CX225	9014-2225	227.0	4.50	5
CX240	9014-2240	242.0	4.90	5
CX255	9014-2255	257.0	5.30	5
CX270	9014-2270	272.0	6.20	5
CX300	9014-2300	302.0	6.75	4
CX330	9014-2330	332.0	7.90	4
CX360	9014-2360	362.0	9.00	3





## Metric-Power™ V-Belts

Manufactured in the Americas, these belts are made to Gates high quality global production standards.

Metric Power belts are readily available for replacement on drives that require metric cross sections.

### Markets/Applications

Excellent for textile mills, machine tool and food processing applications.

### Features/Advantages

- **Proprietary Construction** features an unbeatable combination of flex and load carrying capacity, reduced stretch and incredible cord adhesion properties.
- **Molded Notches** (in lengths 3,000mm and under) reduce thermal and bending stresses.
- **Flex-Bonded Cords** are chemically bonded to the body of the belt resulting in equal load distribution and the absorption of bending stress without cord deterioration.
- Meets RMA **oil and heat resistant** standards.
- Meets RMA **static conductivity** requirements.

### Recommended Sheaves

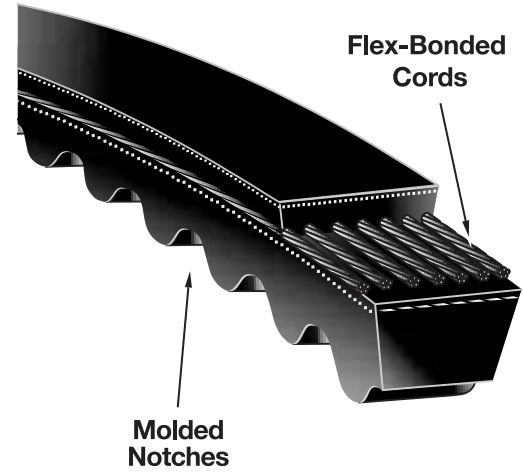
Contact the Gates Made-To-Order Metals Team.

### Notes

Narrow cross sections include: XPZ/SPZ, XPA/SPA, XPB/SPB, and XPC/SPC.

Classical cross sections include 10X, 13X, and 17X.

Metric Power belts are molded notch construction in lengths 3,000mm and under. Metric Power belts are banded construction in lengths over 3,000mm.

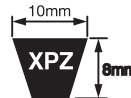


HEAVY DUTY V-BELTS

## Narrow Sizes

### Product No. Series 9426

#### XPZ/SPZ Section



Part No.	Product No.	Part No.	Product No.	Part No.	Product No.
XPZ604	9426-10604	XPZ912	9426-10912	XPZ1212	9426-11212
XPZ612	9426-10612	XPZ925	9426-10925	XPZ1227	9426-11227
XPZ630	9426-10630	XPZ937	9426-10937	XPZ1237	9426-11237
XPZ637	9426-10637	XPZ950	9426-10950	XPZ1250	9426-11250
XPZ640	9426-10640	XPZ962	9426-10962	XPZ1262	9426-11262
XPZ660	9426-10660	XPZ987	9426-10987	XPZ1270	9426-11270
XPZ670	9426-10670	XPZ1000	9426-11000	XPZ1287	9426-11287
XPZ672	9426-10672	XPZ1010	9426-11010	XPZ1312	9426-11312
XPZ682	9426-10682	XPZ1012	9426-11012	XPZ1320	9426-11320
XPZ710	9426-10710	XPZ1024	9426-11024	XPZ1337	9426-11337
XPZ722	9426-10722	XPZ1037	9426-11037	XPZ1340	9426-11340
XPZ730	9426-10730	XPZ1047	9426-11047	XPZ1362	9426-11362
XPZ737	9426-10737	XPZ1060	9426-11060	XPZ1387	9426-11387
XPZ750	9426-10750	XPZ1077	9426-11077	XPZ1400	9426-11400
XPZ758	9426-10758	XPZ1080	9426-11080	XPZ1412	9426-11412
XPZ762	9426-10762	XPZ1087	9426-11087	XPZ1420	9426-11420
XPZ787	9426-10787	XPZ1112	9426-11112	XPZ1430	9426-11430
XPZ800	9426-10800	XPZ1120	9426-11120	XPZ1437	9426-11437
XPZ812	9426-10812	XPZ1137	9426-11137	XPZ1450	9426-11450
XPZ825	9426-10825	XPZ1140	9426-11140	XPZ1462	9426-11462
XPZ837	9426-10837	XPZ1150	9426-11150	XPZ1470	9426-11470
XPZ850	9426-10850	XPZ1162	9426-11162	XPZ1487	9426-11487
XPZ862	9426-10862	XPZ1180	9426-11180	XPZ1500	9426-11500
XPZ875	9426-10875	XPZ1187	9426-11187	XPZ1512	9426-11512
XPZ887	9426-10887	XPZ1202	9426-11202	XPZ1520	9426-11520
XPZ900	9426-10900	XPZ1210	9426-11210	XPZ1527	9426-11527





## Metric-Power™ V-Belts

### Product No. Series 9426 (continued)

#### XPZ/SPZ Section (continued)

Part No.	Product No.
XPZ1537	9426-11537
XPZ1560	9426-11560
XPZ1562	9426-11562
XPZ1587	9426-11587
XPZ1600	9426-11600
XPZ1612	9426-11612
XPZ1637	9426-11637
XPZ1650	9426-11650
XPZ1662	9426-11662
XPZ1687	9426-11687
XPZ1700	9426-11700
XPZ1712	9426-11712
XPZ1737	9426-11737
XPZ1750	9426-11750
XPZ1762	9426-11762
XPZ1787	9426-11787
XPZ1800	9426-11800
XPZ1812	9426-11812

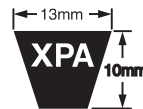
Part No.	Product No.
XPZ1837	9426-11837
XPZ1850	9426-11850
XPZ1862	9426-11862
XPZ1887	9426-11887
XPZ1900	9426-11900
XPZ1937	9426-11937
XPZ1950	9426-11950
XPZ1962	9426-11962
XPZ1987	9426-11987
XPZ2000	9426-12000
XPZ2030	9426-12030
XPZ2037	9426-12037
XPZ2062	9426-12062
XPZ2087	9426-12087
XPZ2120	9426-12120
XPZ2137	9426-12137
XPZ2187	9426-12187
XPZ2240	9426-12240

Part No.	Product No.
XPZ2280	9426-12280
XPZ2287	9426-12287
XPZ2300	9426-12300
XPZ2360	9426-12360
XPZ2410	9426-12410
XPZ2437	9426-12437
XPZ2487	9426-12487
XPZ2500	9426-12500
XPZ2540	9426-12540
XPZ2650	9426-12650
XPZ2800	9426-12800
XPZ2840	9426-12840
XPZ3000	9426-13000
SPZ3150	9426-03150
SPZ3350	9426-03350
SPZ3550	9426-03550

HEAVY DUTY V-BELTS

### Product No. Series 9420

#### XPA/SPA Section



Part No.	Product No.
XPA630	9420-10630
XPA670	9420-10670
XPA730	9420-10730
XPA732	9420-10732
XPA750	9420-10750
XPA760	9420-10760
XPA762	9420-10762
XPA772	9420-10772
XPA782	9420-10782
XPA800	9420-10800
XPA832	9420-10832
XPA850	9420-10850
XPA900	9420-10900
XPA910	9420-10910
XPA922	9420-10922
XPA932	9420-10932
XPA950	9420-10950
XPA967	9420-10967
XPA982	9420-10982
XPA1000	9420-11000
XPA1032	9420-11032
XPA1060	9420-11060
XPA1082	9420-11082
XPA1107	9420-11107
XPA1120	9420-11120
XPA1132	9420-11132
XPA1150	9420-11150
XPA1157	9420-11157
XPA1180	9420-11180
XPA1207	9420-11207
XPA1232	9420-11232
XPA1250	9420-11250
XPA1257	9420-11257
XPA1272	9420-11272
XPA1282	9420-11282
XPA1300	9420-11300
XPA1307	9420-11307

Part No.	Product No.
XPA1320	9420-11320
XPA1332	9420-11332
XPA1340	9420-11340
XPA1357	9420-11357
XPA1360	9420-11350
XPA1375	9420-11375
XPA1382	9420-11382
XPA1400	9420-11400
XPA1407	9420-11407
XPA1425	9420-11425
XPA1430	9420-11430
XPA1432	9420-11432
XPA1450	9420-11450
XPA1457	9420-11457
XPA1482	9420-11482
XPA1500	9420-11500
XPA1507	9420-11507
XPA1525	9420-11525
XPA1532	9420-11532
XPA1550	9420-11550
XPA1557	9420-11557
XPA1582	9420-11582
XPA1600	9420-11600
XPA1607	9420-11607
XPA1630	9420-11630
XPA1632	9420-11632
XPA1650	9420-11650
XPA1657	9420-11657
XPA1662	9420-11662
XPA1675	9420-11675
XPA1680	9420-11680
XPA1682	9420-11682
XPA1700	9420-11700
XPA1707	9420-11707
XPA1732	9420-11732
XPA1750	9420-11750
XPA1757	9420-11757

Part No.	Product No.
XPA1782	9420-11782
XPA1800	9420-11800
XPA1807	9420-11807
XPA1832	9420-11832
XPA1850	9420-11850
XPA1857	9420-11857
XPA1882	9420-11882
XPA1900	9420-11900
XPA1907	9420-11907
XPA1932	9420-11932
XPA1950	9420-11950
XPA1982	9420-11982
XPA2000	9420-12000
XPA2032	9420-12032
XPA2057	9420-12057
XPA2082	9420-12082
XPA2120	9420-12120
XPA2132	9420-12132
XPA2182	9420-12182
XPA2207	9420-12207
XPA2227	9420-12227
XPA2232	9420-12232
XPA2240	9420-12240
XPA2282	9420-12282
XPA2300	9420-12300
XPA2307	9420-12307
XPA2332	9420-12332
XPA2360	9420-12360
XPA2382	9420-12382
XPA2430	9420-12430
XPA2432	9420-12432
XPA2482	9420-12482
XPA2500	9420-12500
XPA2532	9420-12532
XPA2582	9420-12582
XPA2607	9420-12607
XPA2650	9420-12650







# Metric-Power™ V-Belts

## Product No. Series 9420 (continued)

### XPA/SPA Section (continued)

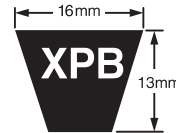
Part No.	Product No.
XPA2682	9420-12682
XPA2732	9420-12732
XPA2782	9420-12782
XPA2800	9420-12800
XPA2832	9420-12832
XPA2882	9420-12882
XPA2982	9420-12982

Part No.	Product No.
XPA3000	9420-13000
SPA3070	9420-03070
SPA3082	9420-03082
SPA3150	9420-03150
SPA3182	9420-03182
SPA3282	9420-03282
SPA3350	9420-03350

Part No.	Product No.
SPA3482	9420-03482
SPA3550	9420-03550
SPA3750	9420-03750
SPA4000	9420-04000
SPA4250	9420-04250
SPA4500	9420-04500

## Product No. Series 9421

### XPB/SPB Section



HEAVY DUTY V-BELTS

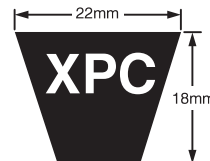
Part No.	Product No.
XPB1250	9421-11250
XPB1260	9421-11260
XPB1320	9421-11320
XPB1340	9421-11340
XPB1400	9421-11400
XPB1410	9421-11410
XPB1450	9421-11450
XPB1500	9421-11500
XPB1510	9421-11510
XPB1590	9421-11590
XPB1600	9421-11600
XPB1627	9421-11627
XPB1690	9421-11690
XPB1700	9421-11700
XPB1800	9421-11800
XPB1900	9421-11900
XPB2000	9421-12000
XPB2020	9421-12020

Part No.	Product No.
XPB2098	9421-12098
XPB2120	9421-12120
XPB2150	9421-12150
XPB2180	9421-12180
XPB2240	9421-12240
XPB2280	9421-12280
XPB2300	9421-12300
XPB2360	9421-12360
XPB2391	9421-12391
XPB2410	9421-12410
XPB2500	9421-12500
XPB2530	9421-12530
XPB2650	9421-12650
XPB2680	9421-12680
XPB2800	9421-12800
XPB2990	9421-12990
XPB3000	9421-13000
SPB3150	9421-03150

Part No.	Product No.
SPB3350	9421-03350
SPB3550	9421-03550
SPB3750	9421-03750
SPB3800	9421-03800
SPB4000	9421-04000
SPB4250	9421-04250
SPB4500	9421-04500
SPB4750	9421-04750
SPB5000	9421-05000
SPB5300	9421-05300
SPB5600	9421-05600
SPB6000	9421-06000
SPB6300	9421-06300
SPB6700	9421-06700
SPB7100	9421-07100
SPB7500	9421-07500
SPB8000	9421-08000

## Product No. Series 9422

### XPC/SPC Section



Part No.	Product No.
XPC1800	9422-11800
XPC2000	9422-12000
XPC2120	9422-12120
XPC2240	9422-12240
XPC2360	9422-12360
XPC2500	9422-12500
XPC2650	9422-12650
XPC2800	9422-12800
XPC3000	9422-13000
SPC3150	9422-03150
SPC3350	9422-03350

Part No.	Product No.
SPC3550	9422-03550
SPC3750	9422-03750
SPC4000	9422-04000
SPC4250	9422-04250
SPC4500	9422-04500
SPC4750	9422-04750
SPC5000	9422-05000
SPC5300	9422-05300
SPC5600	9422-05600
SPC6000	9422-06000
SPC6300	9422-06300

Part No.	Product No.
SPC6700	9422-06700
SPC7100	9422-07100
SPC7500	9422-07500
SPC8000	9422-08000
SPC8500	9422-08500
SPC9000	9422-09000
SPC10000	9422-01000
SPC10600	9422-01060



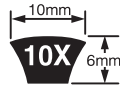


# Metric-Power™ V-Belts

## Classical Sizes

### Product No. Series 9424

#### 10X Section



Part No.	Product No.
10X530LI	9424-10530
10X540LI	9424-10540
10X670LI	9424-10670
10X710LI	9424-10710
10X725LI	9424-10725
10X730LI	9424-10730
10X750LI	9424-10750
10X775LI	9424-10775

Part No.	Product No.
10X800LI	9424-10800
10X875LI	9424-10875
10X900LI	9424-10900
10X925LI	9424-10925
10X950LI	9424-10950
10X975LI	9424-10975
10X1000LI	9424-10100
10X1016LI	9424-10101

Part No.	Product No.
10X1060LI	9424-10106
10X1100LI	9424-10110
10X1120LI	9424-10112
10X1180LI	9424-10118
10X1400LI	9424-10140
10X1422LI	9424-10142
10X1750LI	9424-10175

### Product No. Series 9423 & 9424

#### 13X Section

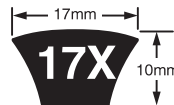


Part No.	Product No.
13X715LI	9424-13715
13X750LI	9424-13750
13X813LI	9424-13813

Part No.	Product No.
13X925LI	9424-13925
13X975LI	9424-13975
13X2650LI	9424-13265

Part No.	Product No.
13X4000LI	9423-13400

#### 17X Section



Part No.	Product No.
17X875LI	9424-17875
17X1500LI	9424-17150
17X1525LI	9424-17152
17X1800LI	9424-17180

Part No.	Product No.
17X2160LI	9424-17216
17X2240LI	9424-17224
17X2540LI	9424-17254
17X3658LI	9423-17365

Part No.	Product No.
17X8180LI	9423-17818
17X8375LI	9423-17837
17X8636LI	9423-17863

HEAVY DUTY V-BELTS





## Carry Band® Belts

An adaptation of a standard "A" cross-section, Gates PowerBand, with molded longitudinal gum rubber ribs.

### Markets/Applications

Ideal for cargo and baggage handling systems and freight handling systems for docks and inland ports.


### Features/Advantages

- **Gum rubber ribs** have a high coefficient of friction providing maximum traction.
- Tough, wear resistant surface remains flexible at low temperatures (-40°F).
- Meets RMA **oil and heat resistant** standards.
- Meets RMA **static conductivity** requirements.

**Recommended Pulleys**—CarryBand Belts require standard straight A sheaves. Four and five-groove sheaves are available on a Made-To-Order basis. Special sheave designs are required for systems with heavy forces acting transversely to the belt. Contact the Gates Made-To-Order Metals Team.

### Notes

Made-To-Order sizes require minimum order quantities. Check with Customer Service for availability.



HEAVY DUTY V-BELTS

### Product No. Series 9287

Part No.	Product No.	Strands Per Band	Pitch Length (In.)	Wt. Ea. (Lbs.)
2905CB	9287-2905	4	157.10	9.05
3814CB	9287-3814	4	206.90	11.85
3761CB	9287-3761	6	208.60	17.35
<sup>1</sup> 3686CB	9287-3686	6	294.10	25.25

<sup>1</sup> Made-To-Order, minimum quantity may apply. Check with Customer Service for availability.





## Hi-Power® II Dubl-V Belts

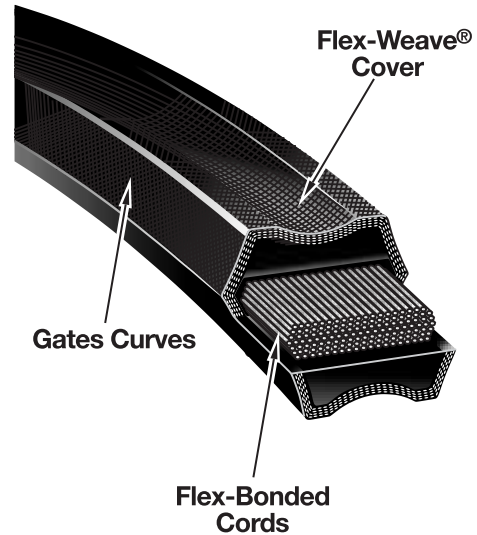
This belt is designed with a unique recessed top and bottom to maintain sidewall contact, while remaining flexible for drives that require power transmission from both sides of the belt.

### Markets/Applications

Suitable for all industrial serpentine applications requiring rotation reversal on some driven shafts.

### Features/Advantages

- **Gates Curves** provide proper cord support and full contact with the sheave-groove for uniform loading, uniform wear, and increased belt life.
- **Flex-Bonded Cords** are strongly bonded to the body of the belt resulting in equal load distribution and the absorption of bending stress without cord deterioration.
- **The Flex-Weave® Cover** is a patented construction for longer cover life, providing extended protection to the core of the belt from oil, dirt, and heat.
- Meets RMA **oil and heat resistant** standards.
- Meets RMA **static conductivity** requirements.



**Recommended Sheaves**  
Multi-Duty® Sheaves

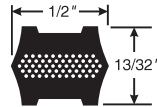
### Notes

Dubl-V belts are available in AA, BB, CC and DD cross sections.

HEAVY DUTY V-BELTS

### Product No. Series 9052

#### AA Section

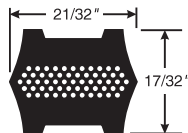


Part No.	Product No.	Belt Nominal E.L. (In.)	Wt. Ea. (Lbs.)
<sup>15</sup> AA51	9052-0051	53.0	.46
<sup>15</sup> AA55	9052-0055	57.0	.49
<sup>15</sup> AA60	9052-0060	62.0	.51
AA62	9052-0062	64.0	.53
AA64	9052-0064	66.0	.53
AA66	9052-0066	68.0	.55
AA68	9052-0068	70.0	.55
AA70	9052-0070	72.0	.56
AA73	9052-0073	75.0	.58
AA75	9052-0075	77.0	.60
AA78	9052-0078	80.0	.63

Part No.	Product No.	Belt Nominal E.L. (In.)	Wt. Ea. (Lbs.)
AA80	9052-0080	82.0	.65
AA85	9052-0085	87.0	.68
AA88	9052-0088	90.0	.70
AA90	9052-0090	92.0	.72
AA92	9052-0092	94.0	.75
AA96	9052-0096	98.0	.77
AA105	9052-0105	107.0	.85
AA112	9052-0112	114.0	.90
AA120	9052-0120	122.0	.98
AA128	9052-0128	130.0	1.05
AA148	9052-0148	150.0	1.24

### Product No. Series 9053

#### BB Section



Part No.	Product No.	Belt Nominal E.L. (In.)	Wt. Ea. (Lbs.)
<sup>15</sup> BB35	9053-0035	38.0	.60
<sup>15</sup> BB38	9053-0038	41.0	.63
<sup>15</sup> BB42	9053-0042	45.0	.65
<sup>15</sup> BB43	9053-0043	46.0	.67
<sup>15</sup> BB45	9053-0045	48.0	.71
<sup>15</sup> BB46	9053-0046	49.0	.73
<sup>15</sup> BB51	9053-0051	54.0	.75
<sup>15</sup> BB53	9053-0053	56.0	.78
<sup>15</sup> BB55	9053-0055	58.0	.81
<sup>15</sup> BB60	9053-0060	63.0	.86

Part No.	Product No.	Belt Nominal E.L. (In.)	Wt. Ea. (Lbs.)
BB64	9053-0064	67.0	.90
BB66	9053-0066	69.0	.92
BB68	9053-0068	71.0	.94
BB71	9053-0071	74.0	.98
BB72	9053-0072	75.0	1.01
BB73	9053-0073	76.0	1.02
BB74	9053-0074	77.0	1.04
BB75	9053-0075	78.0	1.05
BB81	9053-0081	84.0	1.12
BB83	9053-0083	86.0	1.16

<sup>15</sup> Not included in V-80 matching program.





# Hi-Power® II Dubl-V Belts

## Product No. Series 9053 (continued)

### BB Section (continued)

Part No.	Product No.	Belt Nominal E.L. (In.)	Wt. Ea. (Lbs.)
BB85	9053-0085	88.0	1.18
BB90	9053-0090	93.0	1.20
BB92	9053-0092	95.0	1.22
BB93	9053-0093	96.0	1.24
BB94	9053-0094	97.0	1.26
BB96	9053-0096	99.0	1.30
BB97	9053-0097	100.0	1.32
BB100	9053-0100	103.0	1.35
BB103	9053-0103	106.0	1.40
BB105	9053-0105	108.0	1.43
BB107	9053-0107	110.0	1.48
BB108	9053-0108	111.0	1.49
BB111	9053-0111	114.0	1.50
BB112	9053-0112	115.0	1.51
BB114	9053-0114	117.0	1.53
BB116	9053-0116	119.0	1.57
BB117	9053-0117	120.0	1.59
BB118	9053-0118	121.0	1.61
BB120	9053-0120	123.0	1.63
BB122	9053-0122	125.0	1.65
BB123	9053-0123	126.0	1.67
BB124	9053-0124	127.0	1.69
BB127	9053-0127	130.0	1.71
BB128	9053-0128	131.0	1.73
BB129	9053-0129	132.0	1.75
BB130	9053-0130	133.0	1.79
BB133	9053-0133	136.0	1.83

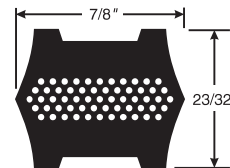
Part No.	Product No.	Belt Nominal E.L. (In.)	Wt. Ea. (Lbs.)
BB135	9053-0135	138.0	1.86
BB136	9053-0136	139.0	1.90
BB140	9053-0140	143.0	1.95
BB144	9053-0144	147.0	1.98
BB155	9053-0155	158.0	2.13
BB158	9053-0158	161.0	2.16
BB162	9053-0162	165.0	2.20
BB168	9053-0168	171.0	2.22
BB169	9053-0169	172.0	2.24
BB170	9053-0170	173.0	2.26
BB173	9053-0173	176.0	2.31
BB180	9053-0180	183.0	2.35
BB182	9053-0182	185.0	2.40
BB187	9053-0187	190.0	2.50
BB190	9053-0190	193.0	2.56
BB195	9053-0195	198.0	2.66
BB210	9053-0210	213.0	2.86
BB225	9053-0225	226.0	3.08
BB226	9053-0226	227.0	3.10
BB228	9053-0228	229.0	3.12
BB230	9053-0230	231.0	3.15
BB240	9053-0240	241.0	3.38
BB255	9053-0255	256.0	3.60
BB270	9053-0270	271.0	3.85
BB277	9053-0277	278.0	3.95
BB285	9053-0285	286.0	4.05
<sup>15</sup> BB300	9053-0300	301.0	4.34

HEAVY DUTY V-BELTS

## Product No. Series 9054

### CC Section

Part No.	Product No.	Belt Nominal E.L. (In.)	Wt. Ea. (Lbs.)
CC75	9054-0075	79.0	1.85
CC81	9054-0081	85.0	1.95
CC85	9054-0085	89.0	2.05
CC90	9054-0090	94.0	2.15
CC96	9054-0096	100.0	2.35
CC105	9054-0105	109.0	2.50
CC112	9054-0112	116.0	2.70
CC120	9054-0120	124.0	3.00
CC128	9054-0128	132.0	3.17
CC136	9054-0136	140.0	3.40
CC140	9054-0140	144.0	3.50
CC144	9054-0144	148.0	3.60
CC158	9054-0158	162.0	3.95



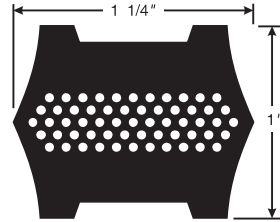
Part No.	Product No.	Belt Nominal E.L. (In.)	Wt. Ea. (Lbs.)
CC162	9054-0162	166.0	4.05
CC173	9054-0173	177.0	4.40
CC180	9054-0180	184.0	4.50
CC195	9054-0195	199.0	5.00
CC210	9054-0210	214.0	5.40
CC240	9054-0240	242.0	6.10
CC255	9054-0255	257.0	6.40
CC270	9054-0270	272.0	6.80
<sup>15</sup> CC300	9054-0300	302.0	8.10
<sup>15</sup> CC330	9054-0330	332.0	8.40
<sup>15</sup> CC360	9054-0360	362.0	9.20
<sup>15</sup> CC390	9054-0390	392.0	9.90
<sup>15</sup> CC420	9054-0420	422.0	10.70

<sup>15</sup> Not included in V-80 matching program.





# Hi-Power® II Dubl-V Belts



## Product No. Series 9055

### DD Section

Part No.	Product No.	Belt Nominal E.L. (In.)	Wt. Ea. (Lbs.)
<sup>4</sup> DD270	9055-0270	273.0	15.20
<sup>4</sup> DD300	9055-0300	303.0	16.35

Part No.	Product No.	Belt Nominal E.L. (In.)	Wt. Ea. (Lbs.)
<sup>4</sup> DD360	9055-0360	363.0	19.15

HEAVY DUTY V-BELTS

<sup>4</sup> Minimum production quantity may apply. Contact Customer Service for availability.





## PowerBack® Belts

Specifically designed for live roller conveyor applications, this modified "B" section belt has a special flat back to increase top surface contact with Roll and from Roll to Roll.

### Markets/Applications

Ideal for roll-to-roll drives in conveyor applications.

### Features/Advantages

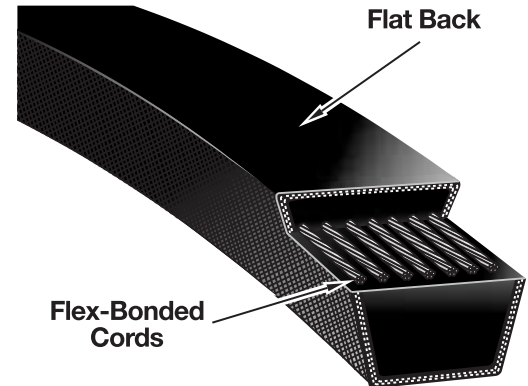
- **Flat Back** provides greater top surface contact with roll and from roll to roll.
- **Flex-Bonded Cords** are strongly bonded to the body of the belt resulting in equal load distribution and the absorption of bending stress without cord deterioration.
- Meets RMA **oil and heat resistant** standards.

### Recommended Sheaves

Multi-Duty Sheaves

### Notes

PowerBack belts are available in B cross section.



HEAVY DUTY V-BELTS

## Product No. Series 9003

### B Section

Part No.	Product No.	Belt O.C. (In.)	Wt. Ea. (Lbs.)
B101PB	9003-8101	104.0	1.10
B113PB	9003-8113	116.0	1.20
B125PB	9003-8125	128.0	1.35
B137PB	9003-8137	140.0	1.50
B149PB	9003-8149	152.0	1.60
B161PB	9003-8161	164.0	1.70
B185PB	9003-8185	188.0	1.95
B197PB	9003-8197	200.0	2.10
B211PB	9003-8211	212.0	2.20
B247PB	9003-8247	248.0	2.60
B259PB	9003-8259	260.0	2.70
B315PB	9003-8315	316.0	3.20





## Power Curve® Belts

The conveyor turn is a demanding application in which V-belts face varying degrees of transverse bending. The Gates Power Curve belt was specifically engineered to handle the bending and twisting of this demanding application.

### Markets/Applications

Recommended for power turn conveyor beds and automotive manufacturing conveyors.

### Features/Advantages

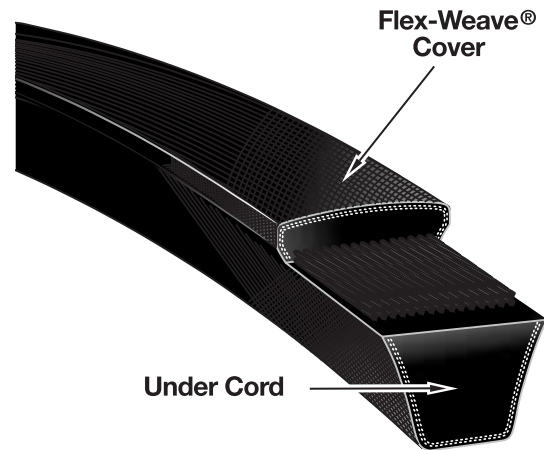
- Unique **under cord** construction allows greater than four times the flexibility of Gates standard B section belt.
- Gates patented **Flex-Weave® Cover** increases flexibility and reduces cover stress for longer life.
- Meets RMA **oil and heat resistant** standards.

### Recommended Sheaves

Multi-Duty® Sheaves

### Notes

Power Curve belts are available in B cross section.



HEAVY DUTY V-BELTS

## Product No. Series 9003

### B Section

Part No.	Product No.	Belt O.C. (In.)	Wt. Ea. (Lbs.)
B112PC	9003-7112	115.0	1.30
B116PC	9003-7116	119.0	1.30
B120PC	9003-7120	123.0	1.35
B124PC	9003-7124	127.0	1.40
B128PC	9003-7128	131.0	1.45
B133PC	9003-7133	136.0	1.50
B136PC	9003-7136	139.0	1.52
B140PC	9003-7140	143.0	1.60
B144PC	9003-7144	147.0	1.65
B150PC	9003-7150	153.0	1.70
B154PC	9003-7154	157.0	1.75
B158PC	9003-7158	161.0	1.77
B162PC	9003-7162	165.0	1.80
B173PC	9003-7173	176.0	1.96
B180PC	9003-7180	183.0	2.00
B190PC	9003-7190	193.0	2.15
B195PC	9003-7195	198.0	2.20
B205PC	9003-7205	208.0	2.30
B210PC	9003-7210	213.0	2.30

Part No.	Product No.	Belt O.C. (In.)	Wt. Ea. (Lbs.)
B225PC	9003-7225	226.0	2.50
B240PC	9003-7240	241.0	2.65
B255PC	9003-7255	256.0	2.80
B270PC	9003-7270	271.0	2.95
B285PC	9003-7285	286.0	3.15
B300PC	9003-7300	301.0	3.35
B315PC	9003-7315	316.0	3.50
B330PC	9003-7330	331.0	3.70
B345PC	9003-7345	346.0	3.80
B360PC	9003-7360	361.0	3.95
B375PC	9003-7375	376.0	4.15
B390PC	9003-7390	391.0	4.40
B405PC	9003-7405	406.0	4.50
B420PC	9003-7420	421.0	4.65
B430PC	9003-7430	431.0	4.80
B445PC	9003-7445	446.0	4.95
B460PC	9003-7460	461.0	5.20
B500PC	9003-7500	501.0	5.70







# Micro-V® Belts

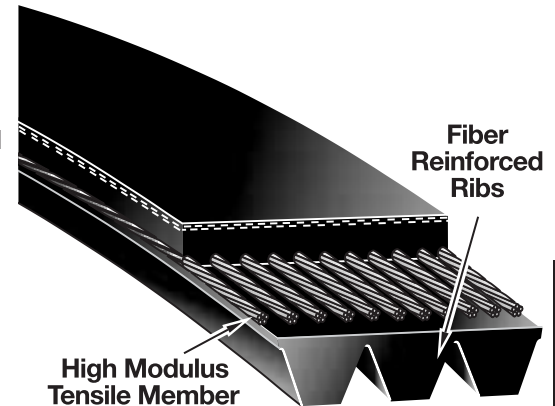
Exclusive truncated (shortened) profile gives Gates Micro-V belts increased flexibility, reduced heat buildup and allows performance at higher speeds on smaller diameter sheaves.

## Markets/Applications

Well suited for applications such as appliances, outdoor power equipment, roller conveyors, machine tools, medical equipment and exercise equipment.

## Features/Advantages

- **Fiber Reinforced Ribs** for excellent wear resistance.
- **High Modulus, low stretch tensile member** for added strength and dependability.
- Smooth Running for minimal vibration at high speeds.
- Meets RMA **oil and heat resistant** standards.
- Meets RMA **static conductivity** requirements.



HEAVY DUTY V-BELTS

## Recommended Sheaves

Contact the Gates Made-To-Order Metals Team.

## Notes

Belt part number is constructed by using the effective length in tenths of an inch, followed by cross section and the number of ribs.  
For Example, 780L16 represents a 78 inch effective length, L cross section and 16 ribs.

Belt product number is 8 or 9 digits constructed of product number series prefix, belt length and number of ribs.  
For example, 917307816 represents an "L" section Micro-V (9173) that is 78 inches (078) long with 16 ribs (16).

## Product No. Series 9171

### J SECTION



### J Section

Size	Effective Length (In.)	Wt. Per Rib (Lbs.)	Standard Rib Configurations						Max. No. of Ribs
			4 Rib	6 Rib	8 Rib	10 Rib	16 Rib	20 Rib	
180J	18.0	.008	9171-01804	9171-01806	9171-01808	9171-01810	9171-01816	9171-01820	30
190J	19.0	.009	9171-01904	9171-01906	9171-01908	9171-01910	9171-01916	9171-01920	30
200J	20.0	.009	9171-02004	9171-02006	9171-02008	9171-02010	9171-02016	9171-02020	30
220J	22.0	.010	9171-02204	9171-02206	9171-02208	9171-02210	9171-02216	9171-02220	211
230J	23.0	.011	9171-02304	9171-02306	9171-02308	9171-02310	9171-02316	9171-02320	211
240J	24.0	.011	9171-02404	9171-02406	9171-02408	9171-02410	9171-02416	9171-02420	211
260J	26.0	.012	9171-02604	9171-02606	9171-02608	9171-02610	9171-02616	9171-02620	211
280J	28.0	.013	9171-02804	9171-02806	9171-02808	9171-02810	9171-02816	9171-02820	211
290J	29.0	.014	9171-02904	9171-02906	9171-02908	9171-02910	9171-02916	9171-02920	211
300J	30.0	.014	9171-03004	9171-03006	9171-03008	9171-03010	9171-03016	9171-03020	211
320J	32.0	.015	9171-03204	9171-03206	9171-03208	9171-03210	9171-03216	9171-03220	211
330J	33.0	.016	9171-03304	9171-03306	9171-03308	9171-03310	9171-03316	9171-03320	211
340J	34.0	.016	9171-03404	9171-03406	9171-03408	9171-03410	9171-03416	9171-03420	211
360J	36.0	.017	9171-03604	9171-03606	9171-03608	9171-03610	9171-03616	9171-03620	211
380J	38.0	.018	9171-03804	9171-03806	9171-03808	9171-03810	9171-03816	9171-03820	211
400J	40.0	.019	9171-04004	9171-04006	9171-04008	9171-04010	9171-04016	9171-04020	211
410J	41.0	.019	9171-04104	9171-04106	9171-04108	9171-04110	9171-04116	9171-04120	211
420J	42.0	.020	9171-04204	9171-04206	9171-04208	9171-04210	9171-04216	9171-04220	211
430J	43.0	.020	9171-04304	9171-04306	9171-04308	9171-04310	9171-04316	9171-04320	211
440J	44.0	.021	9171-04404	9171-04406	9171-04408	9171-04410	9171-04416	9171-04420	211
460J	46.0	.022	9171-04604	9171-04606	9171-04608	9171-04610	9171-04616	9171-04620	211
480J	48.0	.023	9171-04804	9171-04806	9171-04808	9171-04810	9171-04816	9171-04820	211
490J	49.0	.023	9171-04904	9171-04906	9171-04908	9171-04910	9171-04916	9171-04920	211
500J	50.0	.024	9171-05004	9171-05006	9171-05008	9171-05010	9171-05016	9171-05020	211
520J	52.0	.024	9171-05204	9171-05206	9171-05208	9171-05210	9171-05216	9171-05220	211
550J	55.0	.026	9171-05504	9171-05506	9171-05508	9171-05510	9171-05516	9171-05520	211
580J	58.0	.027	9171-05804	9171-05806	9171-05808	9171-05810	9171-05816	9171-05820	211
610J	61.0	.029	9171-06104	9171-06106	9171-06108	9171-06110	9171-06116	9171-06120	211
650J	65.0	.031	9171-06504	9171-06506	9171-06508	9171-06510	9171-06516	9171-06520	211
730J	73.0	.034	9171-07304	9171-07306	9171-07308	9171-07310	9171-07316	9171-07320	211
870J	87.0	.041	9171-08704	9171-08706	9171-08708	9171-08710	9171-08716	9171-08720	211
<sup>3</sup> 920J	92.0	.043	9171-09204	9171-09206	9171-09208	9171-09210	—	—	10
<sup>3</sup> 980J	98.0	.046	9171-09804	9171-09806	9171-09808	9171-09810	—	—	10

3 Available only up to 10-rib configuration due to ground rib construction.

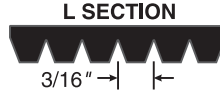




# Micro-V® Belts

## Product No. Series 9173

### L Section



Size	Effective Length (In.)	Wt. Per Rib (Lbs.)	Standard Rib Configurations								Max. No. of Ribs
			6 Rib	8 Rib	10 Rib	12 Rib	14 Rib	16 Rib	18 Rib	20 Rib	
500L	50.0	.087	9173-05006	9173-05008	9173-05010	9173-05012	9173-05014	9173-05016	9173-05018	9173-05020	105
540L	54.0	.093	9173-05406	9173-05408	9173-05410	9173-05412	9173-05414	9173-05416	9173-05418	9173-05420	105
560L	56.0	.097	9173-05606	9173-05608	9173-05610	9173-05612	9173-05614	9173-05616	9173-05618	9173-05620	105
615L	61.5	.106	9173-06106	9173-06108	9173-06110	9173-06112	9173-06114	9173-06116	9173-06118	9173-06120	105
635L	63.5	.110	9173-06306	9173-06308	9173-06310	9173-06312	9173-06314	9173-06316	9173-06318	9173-06320	105
655L	65.5	.113	9173-06506	9173-06508	9173-06510	9173-06512	9173-06514	9173-06516	9173-06518	9173-06520	105
675L	67.5	.117	9173-06706	9173-06708	9173-06710	9173-06712	9173-06714	9173-06716	9173-06718	9173-06720	105
695L	69.5	.120	9173-06906	9173-06908	9173-06910	9173-06912	9173-06914	9173-06916	9173-06918	9173-06920	105
725L	72.5	.125	9173-07206	9173-07208	9173-07210	9173-07212	9173-07214	9173-07216	9173-07218	9173-07220	105
765L	76.5	.132	9173-07606	9173-07608	9173-07610	9173-07612	9173-07614	9173-07616	9173-07618	9173-07620	105
780L	78.0	.135	9173-07806	9173-07808	9173-07810	9173-07812	9173-07814	9173-07816	9173-07818	9173-07820	105
795L	79.5	.138	9173-07906	9173-07908	9173-07910	9173-07912	9173-07914	9173-07916	9173-07918	9173-07920	105
815L	81.5	.141	9173-08106	9173-08108	9173-08110	9173-08112	9173-08114	9173-08116	9173-08118	9173-08120	105
840L	84.0	.145	9173-08406	9173-08408	9173-08410	9173-08412	9173-08414	9173-08416	9173-08418	9173-08420	105
865L	86.5	.150	9173-08606	9173-08608	9173-08610	9173-08612	9173-08614	9173-08616	9173-08618	9173-08620	105
915L	91.5	.158	9173-09106	9173-09108	9173-09110	9173-09112	9173-09114	9173-09116	9173-09118	9173-09120	60
975L	97.5	.169	9173-09706	9173-09708	9173-09710	9173-09712	9173-09714	9173-09716	9173-09718	9173-09720	60
990L	99.0	.171	9173-09906	9173-09908	9173-09910	9173-09912	9173-09914	9173-09916	9173-09918	9173-09920	60
1065L	106.5	.184	9173-10606	9173-10608	9173-10610	9173-10612	9173-10614	9173-10616	9173-10618	9173-10620	60
1120L	112.0	.194	9173-11206	9173-11208	9173-11210	9173-11212	9173-11214	9173-11216	9173-11218	9173-11220	60
1150L	115.0	.199	9173-11506	9173-11508	9173-11510	9173-11512	9173-11514	9173-11516	9173-11518	9173-11520	60
1215L	121.5	.201	9173-12106	9173-12108	9173-12110	9173-12112	9173-12114	9173-12116	9173-12118	9173-12120	60
1230L	123.0	.213	9173-12306	9173-12308	9173-12310	9173-12312	9173-12314	9173-12316	9173-12318	9173-12320	60
1295L	129.5	.224	9173-12906	9173-12908	9173-12910	9173-12912	9173-12914	9173-12916	9173-12918	9173-12920	60
1310L	131.0	.227	9173-13106	9173-13108	9173-13110	9173-13112	9173-13114	9173-13116	9173-13118	9173-13120	60
1455L	145.5	.252	9173-14506	9173-14508	9173-14510	9173-14512	9173-14514	9173-14516	9173-14518	9173-14520	60

HEAVY DUTY V-BELTS

## Product No. Series 9174

### M Section



Size	Effective Length (In.)	Wt. Per Rib (Lbs.)	Standard Rib Configurations								Max. No. of Ribs
			6 Rib	8 Rib	10 Rib	12 Rib	14 Rib	16 Rib	18 Rib	20 Rib	
900M	90.0	.626	9174-09006	9174-09008	9174-09010	9174-09012	9174-09014	9174-09016	9174-09018	9174-09020	30
940M	94.0	.653	9174-09406	9174-09408	9174-09410	9174-09412	9174-09414	9174-09416	9174-09418	9174-09420	30
990M	99.0	.688	9174-09906	9174-09908	9174-09910	9174-09912	9174-09914	9174-09916	9174-09918	9174-09920	30
1060M	106.0	.736	9174-10606	9174-10608	9174-10610	9174-10612	9174-10614	9174-10616	9174-10618	9174-10620	30
1115M	111.5	.775	9174-11106	9174-11108	9174-11110	9174-11112	9174-11114	9174-11116	9174-11118	9174-11120	30
1150M	115.0	.799	9174-11506	9174-11508	9174-11510	9174-11512	9174-11514	9174-11516	9174-11518	9174-11520	30
1185M	118.5	.824	9174-11806	9174-11808	9174-11810	9174-11812	9174-11814	9174-11816	9174-11818	9174-11820	30
1230M	123.0	.855	9174-12306	9174-12308	9174-12310	9174-12312	9174-12314	9174-12316	9174-12318	9174-12320	30
1310M	131.0	.910	9174-13106	9174-13108	9174-13110	9174-13112	9174-13114	9174-13116	9174-13118	9174-13120	30
1390M	139.0	.966	9174-13906	9174-13908	9174-13910	9174-13912	9174-13914	9174-13916	9174-13918	9174-13920	30
1470M	147.0	1.022	9174-14706	9174-14708	9174-14710	9174-14712	9174-14714	9174-14716	9174-14718	9174-14720	30
1610M	161.0	1.119	9174-16106	9174-16108	9174-16110	9174-16112	9174-16114	9174-16116	9174-16118	9174-16120	30
1650M	165.0	1.147	9174-16506	9174-16508	9174-16510	9174-16512	9174-16514	9174-16516	9174-16518	9174-16520	30
1760M	176.0	1.223	9174-17606	9174-17608	9174-17610	9174-17612	9174-17614	9174-17616	9174-17618	9174-17620	30
1830M	183.0	1.272	9174-18306	9174-18308	9174-18310	9174-18312	9174-18314	9174-18316	9174-18318	9174-18320	30
1980M	198.0	1.376	9174-19806	9174-19808	9174-19810	9174-19812	9174-19814	9174-19816	9174-19818	9174-19820	30
2130M	213.0	1.480	9174-21306	9174-21308	9174-21310	9174-21312	9174-21314	9174-21316	9174-21318	9174-21320	30
2410M	241.0	1.675	9174-24106	9174-24108	9174-24110	9174-24112	9174-24114	9174-24116	9174-24118	9174-24120	30
2560M	256.0	1.779	9174-25606	9174-25608	9174-25610	9174-25612	9174-25614	9174-25616	9174-25618	9174-25620	30
2710M	271.0	1.883	9174-27106	9174-27108	9174-27110	9174-27112	9174-27114	9174-27116	9174-27118	9174-27120	30
3010M	301.0	2.092	9174-30106	9174-30108	9174-30110	9174-30112	9174-30114	9174-30116	9174-30118	9174-30120	30
3310M	331.0	2.300	9174-33106	9174-33108	9174-33110	9174-33112	9174-33114	9174-33116	9174-33118	9174-33120	30
3610M	361.0	2.509	9174-36106	9174-36108	9174-36110	9174-36112	9174-36114	9174-36116	9174-36118	9174-36120	30





## Xtreme® Snowmobile Belts

Aramid cord and advanced composite construction provide extraordinary strength and durability for high performance requirements like power clutching. Also well suited for everyday trail riding to produce long wear and dependability.

### Markets/Applications

Designed for snowmobile trail rider and high performance racing sleds.

### Features/Advantages

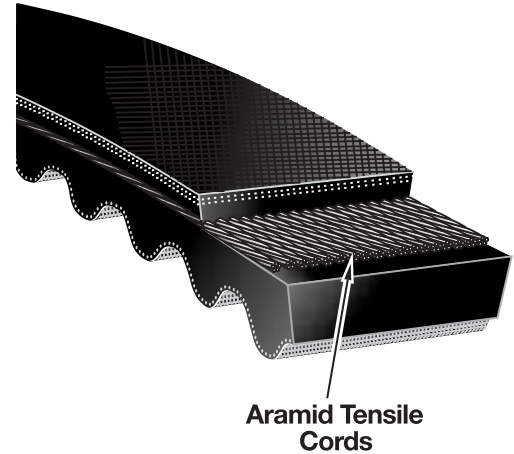
- **Aramid Tensile Cords** combine limited stretch, extraordinary strength and durability.
- Withstands temperature extremes down to -30°F.

### Recommended Sheaves

Contact the Gates Made-To-Order Metals Team.

### Notes

Length listed should be used for length comparison only. If a cataloged belt does not fit the specific snowmobile, use the reference length to determine if there is a slightly longer or shorter belt length available which meets the manufacturer's belt fit specifications.



Aramid Tensile Cords

### Product No. Series 9839

Part No.	Product No.	Top Width (In.)	Length (In.)
25X4320	9839-0013	1.219	43.500
32X4400	9839-0014	1.313	44.000
38X4320	9839-0007	1.344	43.400
38X4340	9839-0004	1.375	43.500
38X4350	9839-0009	1.375	43.600
38X4351	9839-0008	1.375	43.500
38X4355	9839-0010	1.375	43.800
38X4360	9839-0027	1.375	43.300
38X4400	9839-0016	1.375	44.000
38X4401	9839-0015	1.344	44.300
38X4420	9839-0001	1.375	44.300
38X4421	9839-0006	1.375	43.800
38X4600	9839-0023	1.375	46.200
38X4640	9839-0017	1.375	46.500
38X4725	9839-0011	1.375	47.100

Part No.	Product No.	Top Width (In.)	Length (In.)
38X4730	9839-0002	1.375	47.400
38X4740	9839-0028	1.344	47.700
38X4750	9839-0003	1.344	47.900
38X5140	9839-0029	1.375	51.200
38X5210	9839-0018	1.375	52.100
42X4900	9839-0024	1.406	48.900
43X4320	9839-0039	1.438	43.370
43X4340	9839-0057	1.438	43.760
43X4400	9839-0043	1.438	44.100
43X4616	9839-0044	1.438	46.250
44X4640	9839-0031	1.406	46.700
44X4740	9839-0030	1.438	47.600
44X4810	9839-0005	1.406	48.500
50X4395	9839-0026	1.5	43.800
50X4713	9839-0025	1.5	47.870

MULTI-SPEED BELTS





## Trail Runner® Snowmobile

Aramid cord and advanced composite construction provide extraordinary strength and durability for high performance requirements like power clutching. Also well suited for everyday trail riding to produce long wear and dependability.

### Markets/Applications

Designed for entry level and touring snowmobiles.

### Features/Advantages

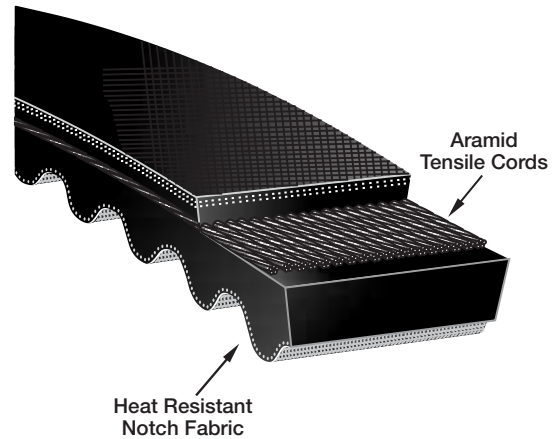
- **Aramid Tensile Cords** combine limited stretch, extraordinary strength and durability.
- **Heat resistant notch fabric** for smooth idling.

### Recommended Sheaves

Contact the Gates Made-To-Order Metals Team.

### Notes

Length listed should be used for length comparison only. If a cataloged belt does not fit the specific snowmobile, use the reference length to determine if there is a slightly longer or shorter belt length available which meets the manufacturer's belt fit specifications.



### Product No. Series 9836

Part No.	Product No.	Top Width (In.)	Length (In.)
19T4300	9836-0019	1.188	42.800
19T4312	9836-0057	1.188	42.130
19T4440	9836-0021	1.188	44.400
25T4320	9836-0013	1.219	43.500
25T4325	9836-0020	1.25	43.100
25T4420	9836-0012	1.25	44.000
25T4510	9836-0022	1.25	45.000
32T4400	9836-0014	1.313	44.000
38T4320	9836-0007	1.344	43.400
38T4350	9836-0009	1.375	43.600

Part No.	Product No.	Top Width (In.)	Length (In.)
38T4351	9836-0008	1.375	43.500
38T4400	9836-0016	1.375	44.000
38T4401	9836-0015	1.344	44.300
38T4420	9836-0001	1.375	44.300
38T4640	9836-0017	1.375	46.500
38T4725	9836-0011	1.375	47.100
38T4730	9836-0002	1.375	47.400
38T4750	9836-0003	1.344	47.900
42T4900	9836-0024	1.406	48.900
44T4640	9836-0031	1.406	46.700

MULTI-SPEED BELTS





## Multi-Speed Belts

Multi-Speed belts are made banded or bandless construction featuring high-modulus, fiber-loaded stock that offers transverse rigidity and flexibility at the same time. This results in higher load carrying capacity and long belt life.

### Markets/Applications

Suitable for all industrial, wide-speed range open pulley or enclosed device variable speed drives.

### Features/Advantages

- **Notch Design** reduced thermal and bending stresses for longer life.
- **Smooth Running** construction for minimal vibration at high speeds.
- Meets RMA **oil and heat resistant** standards.

### Recommended Sheaves

Contact the Gates Made-To-Order Metals Team.

### Notes

HV in the part number denotes Heavy Construction, which has a thickness of .700+.


Product No. Prefix	Construction
9800	Banded
9804	Bandless
9833	Bandless/Aramid Tensile

Additional sizes may be available on a Made-To-Order basis. Contact Customer Service for information

### Minimum Order Quantities for MTO Multi-Speed Belts

Size Range	Min. Quantity
1228V-1632V	42
1822V-2332V	28
2422V-2930V	20
3028V-3636V	16
3726V-4436V	12

Manufacturing variations may cause actual ship quantity to vary +/- 10% from these figures. Orders must be for a minimum of the quantities shown, or multiples thereof.



Notches

### Product No. Series 9800, 9804 & 9833

Part No.	Product No.	Belt O.C. (In.)	Top Width (In.)	Angle (°)	Wt. Ea. (Lbs.)
1228V255	9804-0729	26.1	3/4	28	.45
<sup>4</sup> 1230V341	9804-0814	34.6	3/4	30	.57
1230V348	9804-0815	35.3	3/4	30	.58
1330V242	9804-0447	24.7	13/16	30	.55
1422V235	9804-0816	24.0	7/8	22	.44
1422V240	9804-0495	24.7	7/8	22	.45
1422V270	9804-0494	27.7	7/8	22	.49
1422V290	9804-0584	29.6	7/8	22	.51
1422V300	9804-0493	30.7	7/8	22	.53
1422V330	9804-0492	33.7	7/8	22	.57
1422V340	9804-0708	34.6	7/8	22	.58
1422V360	9804-0328	36.7	7/8	22	.60
1422V400	9804-0348	40.8	7/8	22	.65
1422V420	9804-0329	42.8	7/8	22	.68
1422V440	9804-0817	44.5	7/8	22	.70
1422V460	9804-0768	46.5	7/8	22	.72
1422V466	9804-0325	47.0	7/8	22	.73
1422V470	9804-0818	47.5	7/8	22	.74
1422V480	9804-0337	48.7	7/8	22	.75
1422V540	9804-0331	54.8	7/8	22	.82
1422V600	9804-0332	60.7	7/8	22	.90
1422V660	9804-0333	66.7	7/8	22	.96
1422V780	9804-0339	78.7	7/8	22	1.12
1426V298	9804-0259	30.4	7/8	26	.66
1426V299	9804-0656	30.5	7/8	26	.66
1426V328	9804-0636	33.3	7/8	26	.70
1426V362	9804-0635	36.7	7/8	26	.74

Part No.	Product No.	Belt O.C. (In.)	Top Width (In.)	Angle (°)	Wt. Ea. (Lbs.)
1430V215	9804-0702	21.8	7/8	30	.45
<sup>4</sup> 1430V315	9804-0819	32.0	7/8	30	.60
1430V375	9804-0820	38.0	7/8	30	.70
<sup>4</sup> 1430V450	9804-0849	45.6	7/8	30	.82
<sup>4</sup> 1430V500	9804-0850	50.5	7/8	30	.89
<sup>4</sup> 1524V301	9804-0821	30.6	15/16	24	.60
1526V264	9804-0505	27.0	15/16	26	.54
1526V294	9804-0506	30.0	15/16	26	.59
1528V298	9804-0769	30.3	15/16	28	.60
1528V326	9804-0770	33.1	15/16	28	.64
1528V360	9804-0771	36.5	15/16	28	.70
1528V414	9804-0772	41.9	15/16	28	.79
1622V270	9804-0822	27.5	1	22	.60
1622V297	9804-0823	30.2	1	22	.62
1622V307	9804-0571	31.1	1	22	.63
1622V336	9804-0824	34.1	1	22	.66
1622V520	9804-0572	52.5	1	22	.82
1626V262	9804-0773	26.7	1	26	.60
1626V290	9804-0536	29.8	1	26	.65
1626V293	9804-0588	30.0	1	26	.67
1626V304	9804-0305	31.1	1	26	.70
1626V330	9804-0293	33.8	1	26	.74
1626V339	9804-0248	34.7	1	26	.75
1626V380	9804-0774	38.5	1	26	.84
1626V384	9804-0308	39.2	1	26	.85
1626V395	9804-0618	40.3	1	26	.86
1626V411	9804-0537	41.9	1	26	.90

<sup>4</sup> Minimum production quantity may apply. Contact Customer Service for availability.





## Multi-Speed Belts

### Product No. Series 9800, 9804 & 9833 (continued)

Part No.	Product No.	Belt O.C. (In.)	Top Width (In.)	Angle (°)	Wt. Ea. (Lbs.)	Part No.	Product No.	Belt O.C. (In.)	Top Width (In.)	Angle (°)	Wt. Ea. (Lbs.)
1626V428	9804-0775	43.3	1	26	.93	1930V355	9804-0828	36.1	1 3/16	30	.90
1626V440	9804-0291	44.7	1	26	.96	1930V366	9804-0781	37.2	1 3/16	30	.93
1626V455	9804-0617	46.2	1	26	.98	1930V375	9804-0782	38.1	1 3/16	30	.94
1626V513	9804-0776	51.8	1	26	1.10	1930V400	9804-0144	40.7	1 3/16	30	1.00
1626V517	9804-0249	52.1	1	26	1.13	1930V425	9804-0790	43.1	1 3/16	30	1.04
1626V597	9804-0393	60.6	1	26	1.27	1930V431	9804-0709	44.0	1 3/16	30	1.06
1626V604	9804-0306	61.2	1	26	1.30	1930V450	9804-0829	45.6	1 3/16	30	1.08
1626V658	9804-0397	66.7	1	26	1.40	<sup>4</sup> 1930V475	9804-0830	48.1	1 3/16	30	1.13
1626V700	9804-0403	70.8	1	26	1.50	1930V485	9804-0177	49.1	1 3/16	30	1.14
1628V210	9804-0686	21.2	1	28	.43	1930V491	9804-0710	50.0	1 3/16	30	1.16
1628V315	9804-0313	32.7	1	28	.75	1930V500	9804-0831	50.6	1 3/16	30	1.17
1632V210	9804-0323	21.9	1	32	.46	1930V530	9804-0783	53.6	1 3/16	30	1.22
1822V290	9804-0648	29.5	1 1/8	22	.67	1930V541	9804-0220	55.0	1 3/16	30	1.25
1822V328	9804-0651	33.5	1 1/8	22	.78	1930V560	9804-0764	56.9	1 3/16	30	1.28
1826V250	9804-0592	25.4	1 1/8	26	.55	1930V585	9804-0178	59.1	1 3/16	30	1.33
1828V368	9804-0284	37.6	1 1/8	28	.90	1930V591	9804-0760	60.0	1 3/16	30	1.34
1832V338	9804-0777	34.4	1 1/8	32	.80	1930V600	9804-0784	60.6	1 3/16	30	1.35
1922V256	9804-0253	26.4	1 3/16	22	.67	1930V630	9804-0832	63.6	1 3/16	30	1.40
1922V277	9804-0611	28.2	1 3/16	22	.70	1930V641	9804-0221	64.6	1 3/16	30	1.45
1922V282	9804-0060	29.0	1 3/16	22	.73	1930V691	9804-0210	69.6	1 3/16	30	1.53
1922V298	9804-0500	30.6	1 3/16	22	.76	1930V750	9804-0209	75.6	1 3/16	30	1.64
1922V302	9804-0778	30.8	1 3/16	22	.78	1930V791	9804-0222	79.6	1 3/16	30	1.70
1922V321	9804-0070	33.0	1 3/16	22	.83	<sup>4</sup> 1930V800	9804-0835	80.6	1 3/16	30	1.72
1922V332	9804-0713	34.0	1 3/16	22	.85	<sup>4</sup> 1930V850	9804-0836	85.6	1 3/16	30	1.82
1922V338	9804-0501	34.7	1 3/16	22	.85	1930V891	9804-0206	89.6	1 3/16	30	1.87
1922V363	9804-0027	37.1	1 3/16	22	.93	1930V900	9804-0837	90.6	1 3/16	30	1.89
1922V381	9804-0307	38.8	1 3/16	22	.95	<sup>4</sup> 1930V950	9804-0838	95.6	1 3/16	30	1.99
1922V386	9804-0071	39.3	1 3/16	22	.97	1930V991	9804-0181	99.6	1 3/16	30	2.05
1922V403	9804-0530	41.4	1 3/16	22	1.00	<sup>4</sup> 1930V1000	9804-0892	101.2	1 3/16	30	2.07
1922V417	9804-0376	42.5	1 3/16	22	1.05	<sup>4</sup> 1930V1060	9804-0839	106.6	1 3/16	30	2.17
1922V426	9804-0063	43.4	1 3/16	22	1.08	1930V1091	9804-0223	109.6	1 3/16	30	2.25
1922V443	9804-0072	45.1	1 3/16	22	1.10	<sup>4</sup> 1930V1120	9804-0840	112.6	1 3/16	30	2.30
1922V454	9804-0028	46.2	1 3/16	22	1.12	1930V1191	9804-0373	119.6	1 3/16	30	2.40
1922V460	9804-0622	46.8	1 3/16	22	1.14	2026V422	9804-0394	43.0	1 1/4	26	1.00
1922V484	9804-0057	49.2	1 3/16	22	1.20	2026V445	9804-0520	45.2	1 1/4	26	1.02
1922V526	9804-0602	53.3	1 3/16	22	1.28	2026V474	9804-0574	48.2	1 1/4	26	1.06
1922V544	9804-0029	55.1	1 3/16	22	1.34	2026V607	9804-0395	61.5	1 1/4	26	1.26
1922V604	9804-0026	61.2	1 3/16	22	1.50	2030V381	9804-0640	38.5	1 1/4	30	.94
1922V630	9804-0779	63.6	1 3/16	22	1.55	<sup>4</sup> 2126V297	9804-0842	30.4	1 5/16	26	.83
1922V646	9804-0074	65.4	1 3/16	22	1.57	2126V307	9804-0785	31.4	1 5/16	26	.86
1922V666	9804-0075	67.4	1 3/16	22	1.60	2126V309	9804-0314	31.7	1 5/16	26	.86
1922V686	9804-0603	69.3	1 3/16	22	1.65	2126V365	9804-0526	37.4	1 5/16	26	.99
1922V706	9804-0569	71.3	1 3/16	22	1.70	2126V377	9804-0843	38.4	1 5/16	26	1.02
1922V726	9804-0673	73.0	1 3/16	22	1.75	2126V468	9804-0721	47.7	1 5/16	26	1.25
1922V751	9804-0007	75.8	1 3/16	22	1.83	2130V374	9804-0749	38.0	1 5/16	30	1.02
1922V756	9804-0179	76.4	1 3/16	22	1.84	2226V307	9804-0677	31.2	1 3/8	26	.85
1922V806	9804-0674	81.3	1 3/16	22	1.92	2230V266	9804-0615	27.5	1 3/8	30	.75
1922V846	9804-0716	85.4	1 3/16	22	2.02	2230V273	9804-0786	27.9	1 3/8	30	.76
<sup>4</sup> 1922V1006	9804-0676	101.3	1 3/16	22	2.40	2230V275	9804-0358	28.1	1 3/8	30	.77
1922V1026	9804-0825	103.2	1 3/16	22	2.47	2230V326	9804-0725	33.5	1 3/8	30	.93
1922V1146	9804-0719	115.4	1 3/16	22	2.75	2230V375	9804-0678	38.2	1 3/8	30	1.07
1926V249	9804-0621	25.3	1 3/16	26	.68	2322V329	9804-0679	33.4	1 7/16	22	1.05
1926V250	9804-0633	25.7	1 3/16	26	.69	2322V347	9804-0680	35.2	1 7/16	22	1.07
1926V275	9804-0688	28.1	1 3/16	26	.73	2322V364	9804-0058	37.2	1 7/16	22	1.11
1926V333	9804-0255	33.9	1 3/16	26	.84	2322V384	9804-0905	39.3	1 7/16	22	1.15
1926V367	9804-0050	37.2	1 3/16	26	.92	2322V396	9804-0547	40.6	1 7/16	22	1.20
1926V376	9804-0624	38.8	1 3/16	26	.94	2322V421	9804-0076	42.9	1 7/16	22	1.27
1926V380	9804-0509	38.9	1 3/16	26	.95	2322V434	9804-0681	44.2	1 7/16	22	1.30
1926V390	9804-0780	39.6	1 3/16	26	.96	2322V441	9804-0127	45.1	1 7/16	22	1.35
1926V407	9804-0256	41.4	1 3/16	26	1.00	2322V461	9804-0726	47.0	1 7/16	22	1.40
<sup>4</sup> 1926V415	9804-0826	42.1	1 3/16	26	1.02	2322V481	9804-0053	49.2	1 7/16	22	1.45
1926V427	9804-0827	40.3	1 3/16	26	1.04	2322V521	9804-0044	52.8	1 7/16	22	1.55
1926V507	9804-0508	51.4	1 3/16	26	1.20	2322V541	9804-0059	55.1	1 7/16	22	1.60
1926V542	9804-0638	55.4	1 3/16	26	1.27	2322V601	9804-0025	61.2	1 7/16	22	1.75

<sup>4</sup> Minimum production quantity may apply. Contact Customer Service for availability.





# Multi-Speed Belts

## Product No. Series 9800, 9804 & 9833 (continued)

Part No.	Product No.	Belt O.C. (In.)	Top Width (In.)	Angle (°)	Wt. Ea. (Lbs.)	Part No.	Product No.	Belt O.C. (In.)	Top Width (In.)	Angle (°)	Wt. Ea. (Lbs.)
2322V621	9804-0734	63.0	1 7/16	22	1.85	2630V345	9800-0616	35.3	1 5/8	30	1.15
2322V661	9804-0078	67.4	1 7/16	22	1.94	2630V395	9804-0858	40.2	1 5/8	30	1.68
2322V681	9804-0073	68.8	1 7/16	22	2.00	2636V332	9800-0360	34.0	1 5/8	36	1.00
2322V701	9804-0162	71.4	1 7/16	22	2.06	2822V778	9800-0017	79.5	1 3/4	22	3.00
2322V721	9804-0062	73.4	1 7/16	22	2.11	2826V412	9800-0646	41.9	1 3/4	26	1.55
2322V801	9804-0079	81.4	1 7/16	22	2.35	2826V452	9800-0650	46.0	1 3/4	26	1.70
2322V846	9804-0787	85.3	1 7/16	22	2.45	2830V337	9800-0691	34.8	1 3/4	30	1.24
2322V886	9804-0714	89.5	1 7/16	22	2.57	2830V363	9833-0662	36.8	1 3/4	30	1.34
2322V1001	9804-0080	101.4	1 7/16	22	2.90	2830V366	9833-0434	37.2	1 3/4	30	1.33
2322V1061	9804-0788	106.8	1 7/16	22	3.05	2830V367	9800-0916	37.9	1 3/4	30	1.37
2326V310	9804-0706	31.8	1 7/16	26	.92	2830V393	9800-0664	39.9	1 3/4	30	1.46
2326V359	9804-0789	36.6	1 7/16	26	1.10	2830V396	9833-0435	40.3	1 3/4	30	1.48
2330V273	9804-0619	27.9	1 7/16	30	.80	2830V422	9800-0665	42.7	1 3/4	30	1.56
2330V338	9800-0728	34.6	1 7/16	30	.97	<sup>4</sup> 2830V428	9804-0859	43.6	1 3/4	30	1.60
2330V359	9804-0690	36.5	1 7/16	30	1.06	<sup>4</sup> 2830V492	9804-0860	50.1	1 3/4	30	1.85
2330V537	9804-0682	54.6	1 7/16	30	1.60	2836V343	9800-0120	35.1	1 3/4	36	1.27
2332V373	9804-0479	38.0	1 7/16	32	1.10	2836V350	9800-0324	35.8	1 3/4	36	1.30
2422V570	9804-0844	57.7	1 1/2	22	1.85	2836V380	9800-0367	38.8	1 3/4	36	1.40
2426V343	9800-0483	35.4	1 1/2	26	1.15	2926V366	9804-0081	37.5	1 13/16	26	2.03
2428V757	9804-0054	76.6	1 1/2	28	2.35	2926V400	9804-0759	40.8	1 13/16	26	2.20
2430V297	9804-0717	30.7	1 1/2	30	1.04	2926V426	9800-0258	43.5	1 13/16	26	2.30
<sup>4</sup> 2430V302	9804-0845	30.9	1 1/2	30	1.05	2926V471	9800-0082	48.0	1 13/16	26	2.45
2430V319	9804-0846	32.6	1 1/2	30	1.10	2926V477	9804-0762	48.5	1 13/16	26	2.50
2430V345	9804-0847	35.2	1 1/2	30	1.17	2926V486	9800-0083	49.2	1 13/16	26	2.55
2430V379	9804-0848	38.6	1 1/2	30	1.27	2926V491	9800-0084	50.0	1 13/16	26	2.55
2436V331	9804-0366	34.0	1 1/2	36	1.13	2926V521	9800-0064	53.0	1 13/16	26	2.70
2526V302	9800-0069	30.7	1 9/16	26	2.16	<sup>4</sup> 2926V534	9804-0861	54.2	1 13/16	26	2.75
2526V314	9800-0002	32.4	1 9/16	26	2.20	2926V546	9800-0067	55.5	1 13/16	26	2.80
2528V370	9804-0851	37.7	1 9/16	28	2.40	2926V574	9800-0085	58.3	1 13/16	26	2.90
2530V300	9800-0521	31.0	1 9/16	30	2.15	2926V586	9800-0068	59.5	1 13/16	26	2.95
2530V335	9804-0852	34.2	1 9/16	30	2.25	2926V606	9800-0015	61.5	1 13/16	26	3.05
2530V470	9804-0791	47.7	1 9/16	30	2.70	2926V616	9800-0149	63.3	1 13/16	26	3.10
2530V490	9800-0326	50.0	1 9/16	30	2.75	2926V636	9800-0086	64.4	1 13/16	26	3.18
2530V500	9800-0712	50.9	1 9/16	30	2.80	2926V646	9800-0087	65.5	1 13/16	26	3.20
2530V530	9800-0654	54.0	1 9/16	30	2.85	2926V666	9800-0088	67.5	1 13/16	26	3.32
2530V550	9800-0436	56.0	1 9/16	30	2.95	2926V686	9800-0089	69.5	1 13/16	26	3.40
2530V560	9804-0853	56.7	1 9/16	30	3.00	2926V706	9800-0118	71.5	1 13/16	26	3.50
2530V575	9833-0730	58.5	1 9/16	30	3.05	2926V726	9800-0035	73.5	1 13/16	26	3.55
2530V595	9800-0166	60.7	1 9/16	30	3.10	2926V776	9800-0090	78.5	1 13/16	26	3.75
2530V600	9804-0793	60.7	1 9/16	30	3.13	2926V786	9800-0735	79.4	1 13/16	26	3.85
2530V610	9800-0437	62.0	1 9/16	30	3.15	2926V834	9800-0704	84.2	1 13/16	26	4.05
2530V618	9800-0260	62.5	1 9/16	30	3.20	2926V856	9800-0040	86.4	1 13/16	26	4.10
2530V630	9800-0164	64.2	1 9/16	30	3.25	2926V891	9804-0092	90.0	1 13/16	26	4.30
2530V660	9800-0438	67.0	1 9/16	30	3.30	2926V906	9800-0093	91.5	1 13/16	26	4.35
2530V670	9800-0165	68.2	1 9/16	30	3.35	2926V966	9800-0094	97.5	1 13/16	26	4.60
<sup>4</sup> 2530V680	9804-0854	68.7	1 9/16	30	3.40	2926V1006	9800-0095	101.5	1 13/16	26	4.75
2530V690	9800-0439	70.0	1 9/16	30	3.45	2926V1026	9800-0684	103.6	1 13/16	26	4.85
2530V700	9800-0275	71.0	1 9/16	30	3.47	2926V1086	9800-0685	109.6	1 13/16	26	5.10
2530V730	9800-0211	74.2	1 9/16	30	3.50	2930V348	9833-0727	35.5	1 13/16	26	1.95
2530V740	9800-0683	75.0	1 9/16	30	3.55	2930V492	9800-0590	50.0	1 13/16	26	2.56
2530V750	9800-0180	76.2	1 9/16	30	3.60	3028V386	9800-0529	39.4	1 7/8	28	1.71
2530V790	9800-0214	80.0	1 9/16	30	3.75	3030V357	9800-0692	36.5	1 7/8	30	1.56
2530V840	9800-0215	85.0	1 9/16	30	3.90	3030V377	9804-0863	38.7	1 7/8	30	1.68
<sup>4</sup> 2530V850	9804-0857	85.7	1 9/16	30	3.95	3030V387	9800-0694	39.6	1 7/8	30	1.72
2530V890	9800-0216	90.0	1 9/16	30	4.10	<sup>4</sup> 3036V351	9800-0310	36.0	1 7/8	36	1.53
2530V934	9800-0163	94.4	1 9/16	30	4.20	3226V392	9800-0670	39.8	2	26	2.05
2530V990	9800-0217	100.0	1 9/16	30	4.40	3226V400	9800-0012	41.1	2	26	2.10
2530V1090	9800-0218	110.0	1 9/16	30	4.70	3226V433	9804-0581	44.1	2	26	2.20
<sup>4</sup> 2530V1190	9800-0219	119.7	1 9/16	30	5.05	3226V439	9804-0864	44.7	2	26	2.25
2530V1290	9800-0207	130.0	1 9/16	30	5.35	3226V450	9800-0695	45.8	2	26	2.30
2530V1490	9800-0904	150.0	1 9/16	30	6.00	3226V465	9800-0400	47.4	2	26	2.35
<sup>4</sup> 2530V1690	9800-0794	169.8	1 9/16	30	6.65	3226V505	9800-0543	51.4	2	26	2.55
2626V369	9800-0645	37.4	1 5/8	26	1.40	3226V514	9800-0647	52.3	2	26	2.60
2626V388	9800-0649	39.7	1 5/8	26	1.60	3226V545	9800-0477	55.3	2	26	2.75

MULTI-SPEED BELTS

<sup>4</sup> Minimum production quantity may apply. Contact Customer Service for availability.





## Multi-Speed Belts

### Product No. Series 9800, 9804 & 9833 (continued)

Part No.	Product No.	Belt O.C. (In.)	Top Width (In.)	Angle (°)	Wt. Ea. (Lbs.)	Part No.	Product No.	Belt O.C. (In.)	Top Width (In.)	Angle (°)	Wt. Ea. (Lbs.)
3226V585	9800-0542	59.4	2	26	2.90	4030V538	9804-0687	54.5	2 1/2	30	3.80
3226V603	9800-0701	61.4	2	26	3.00	<sup>4</sup> 4030V590	9804-0884	60.0	2 1/2	30	4.15
3226V650	9804-0763	65.9	2	26	3.20	4036V541	9800-0562	55.4	2 1/2	36	3.82
3226V663	9800-0423	67.4	2	26	3.25	4036V574	9800-0369	58.3	2 1/2	36	4.02
<sup>4</sup> 3226V690	9804-0865	69.8	2	26	3.40	<sup>4</sup> 4230V503	9800-0637	51.4	2 5/8	30	4.35
3226V723	9800-0424	73.4	2	26	3.55	4230V556	9800-0601	56.8	2 5/8	30	4.45
3226V783	9800-0700	79.5	2	26	3.80	4230V605	9800-0489	61.0	2 5/8	30	4.60
3226V843	9800-0426	85.4	2	26	4.10	4234V998	9800-0143	100.9	2 5/8	34	5.50
3226V903	9800-0427	91.4	2	26	4.35	4330V521	9800-0594	53.2	2 11/16	30	4.65
3226V963	9800-0428	97.4	2	26	4.60	4430V510	9800-0513	52.0	2 3/4	30	4.20
3226V1023	9800-0429	103.4	2	26	4.90	4430V530	9800-0736	54.0	2 3/4	30	4.60
3226V1083	9800-0430	109.4	2	26	5.20	4430V548	9800-0463	55.0	2 3/4	30	4.50
3230V419	9800-0653	42.7	2	30	2.00	4430V555	9800-0132	56.5	2 3/4	30	4.50
3230V481	9804-0866	48.9	2	30	2.30	4430V560	9804-0886	57.0	2 3/4	30	4.63
3230V560	9804-0795	56.8	2	30	2.70	<sup>4</sup> 4430V570	9804-0887	58.0	2 3/4	30	4.70
<sup>4</sup> 3230V630	9804-0868	63.8	2	30	3.10	4430V578	9800-0441	59.0	2 3/4	30	4.80
3230V670	9804-0796	67.8	2	30	3.30	4430V600	9804-0803	61.0	2 3/4	30	4.97
3230V701	9804-0869	70.9	2	30	3.45	4430V610	9800-0111	62.0	2 3/4	30	5.07
<sup>4</sup> 3230V850	9804-0873	85.8	2	30	4.20	4430V630	9800-0442	64.0	2 3/4	30	5.20
<sup>4</sup> 3230V1180	9804-0875	118.8	2	30	5.95	4430V652	9804-0888	66.2	2 3/4	30	5.50
3230HV856	9800-0756	86.7	2	30	6.44	4430V660	9800-0443	67.0	2 3/4	30	5.50
3230HV931	9800-0755	94.2	2	30	5.90	4430V670	9800-0112	68.0	2 3/4	30	5.65
3236V369	9800-0122	37.7	2	36	1.80	4430V690	9800-0444	70.0	2 3/4	30	5.80
3236V389	9800-0121	39.7	2	36	1.95	4430V700	9800-0150	71.0	2 3/4	30	5.80
3236V432	9800-0368	44.2	2	36	2.35	<sup>4</sup> 4430V710	9804-0889	72.1	2 3/4	30	5.90
3236HV528	9800-0612	53.8	2	36	3.40	4430V718	9804-0804	72.8	2 3/4	30	6.20
3236HV553	9800-0604	56.3	2	36	3.60	4430V730	9800-0065	74.0	2 3/4	30	6.20
3236HV570	9800-0605	58.0	2	36	3.70	4430V740	9800-0445	75.0	2 3/4	30	6.30
3236HV585	9800-0606	59.5	2	36	3.85	4430V750	9804-0805	76.0	2 3/4	30	6.35
3236HV603	9800-0607	61.3	2	36	3.95	4430V760	9804-0806	77.0	2 3/4	30	6.40
3236HV613	9800-0347	62.2	2	36	4.00	4430V772	9833-0723	78.6	2 3/4	30	6.80
3236HV620	9800-0608	63.0	2	36	4.10	<sup>4</sup> 4430V780	9804-0890	79.0	2 3/4	30	6.60
3236HV626	9800-0370	63.6	2	36	4.10	4430V790	9800-0113	80.0	2 3/4	30	6.80
3236HV644	9800-0371	65.4	2	36	4.27	4430V850	9800-0114	86.0	2 3/4	30	7.40
3236HV670	9800-0372	68.0	2	36	4.45	4430V910	9800-0115	92.0	2 3/4	30	7.80
3236HV702	9800-0048	71.1	2	36	4.70	4430V970	9800-0116	98.0	2 3/4	30	8.40
3236HV723	9800-0431	73.2	2	36	4.85	4430V1000	9800-0753	101.1	2 3/4	30	8.50
3236HV821	9800-0639	83.1	2	36	5.60	4430V1030	9800-0117	104.0	2 3/4	30	8.90
3326V478	9800-0628	48.5	2 1/16	26	2.40	4430V1090	9800-0153	110.0	2 3/4	30	9.40
<sup>4</sup> 3428V451	9804-0876	46.0	2 1/8	28	2.50	4430V1150	9800-0658	116.0	2 3/8	30	9.90
3430V424	9804-0877	43.3	2 1/8	30	2.35	4430V1250	9800-0752	126.1	2 3/4	30	10.80
3430V476	9800-0878	48.8	2 1/8	30	2.65	4430V1320	9800-0171	133.0	2 3/4	30	11.40
3430V493	9804-0879	50.1	2 1/8	30	2.75	4430V1410	9800-0765	142.0	2 3/4	30	12.20
3432V450	9804-0880	45.8	2 1/8	32	2.52	4430V1460	9800-0766	147.0	2 3/4	30	12.60
3432V456	9804-0797	46.5	2 1/8	32	2.55	4430V1610	9800-0767	162.0	2 3/4	30	14.00
3432V480	9804-0881	48.8	2 1/8	32	2.67	<sup>4</sup> 4430V1810	9800-0808	182.0	2 3/4	30	15.90
3432V484	9804-0798	49.3	2 1/8	32	2.70	<sup>4</sup> 4430V1917	9800-0809	192.7	2 3/4	30	16.80
3432V528	9804-0882	53.4	2 1/8	32	2.92	4436V525	9800-0125	53.5	2 3/4	36	4.70
3432V534	9804-0799	54.3	2 1/8	32	2.97	4436V551	9800-0154	56.1	2 3/4	36	5.00
3436V404	9804-0364	41.3	2 1/8	36	2.27	<sup>4</sup> 4436V555	9800-0066	56.5	2 3/4	36	5.03
<sup>4</sup> 3626V556	9800-0671	56.5	2 1/4	26	4.10	4436V561	9804-0810	57.1	2 3/4	36	5.15
3630V455	9804-0883	46.4	2 1/4	30	2.75	4436V576	9800-0131	58.6	2 3/4	36	5.30
3636V479	9800-0361	48.8	2 1/4	36	3.30	<sup>4</sup> 4436V581	9804-0811	59.1	2 3/4	36	5.32
3726V558	9800-0757	56.9	2 5/16	26	4.40	4436V646	9800-0522	65.5	2 3/4	36	6.05
3826V459	9804-0004	46.8	2 3/8	26	3.70	4436V714	9800-0363	72.7	2 3/4	36	6.80
3826V465	9800-0055	47.5	2 3/8	26	3.73	4626V596	9800-0011	60.6	2 7/8	26	7.10
3830V501	9800-0379	51.0	2 3/8	30	3.80	4630V650	9800-0613	66.1	2 7/8	30	7.35
3830V510	9800-0689	52.0	2 3/8	30	3.82	4630V663	9800-0378	67.3	2 7/8	30	7.40
3830V517	9800-0614	52.7	2 3/8	30	3.85	4630V668	9800-0698	68.1	2 7/8	30	7.45
3830V580	9800-0696	59.0	2 3/8	30	4.00	4630V683	9800-0464	69.3	2 7/8	30	7.50
3830V587	9804-0800	59.6	2 3/8	30	4.02	4630V733	9800-0699	74.3	2 7/8	30	7.75
3836V418	9800-0124	42.7	2 3/8	36	3.59	4630V1070	9800-0034	108.1	2 7/8	30	9.30
3836V426	9800-0123	43.6	2 3/8	36	3.60	<sup>4</sup> 4632V722	9800-0510	73.5	2 7/8	32	7.70
3836V654	9804-0801	66.3	2 3/8	36	4.18	4636V613	9800-0362	62.2	2 7/8	36	7.20

<sup>4</sup> Minimum production quantity may apply. Contact Customer Service for availability.







## Multi-Speed Belts

### Product No. Series 9800, 9804 & 9833 (continued)

Part No.	Product No.	Belt O.C. (In.)	Top Width (In.)	Angle (°)	Wt. Ea. (Lbs.)	Part No.	Product No.	Belt O.C. (In.)	Top Width (In.)	Angle (°)	Wt. Ea. (Lbs.)
4830V602	9800-0652	61.1	3	30	6.00	5130V732	9800-0663	74.6	3 3/16	30	9.40
<sup>4</sup> 4830V614	9800-0548	62.5	3	30	6.05	5228V930	9800-0894	94.4	3 1/4	28	13.80
4830V653	9800-0546	66.4	3	30	6.40	<sup>5</sup> 5228V930S	9800-0737	94.4	3 1/4	28	21.00
4830V692	9800-0545	70.3	3	30	6.75	5230V662	9800-0660	67.3	3 1/4	30	7.60
4830V699	9800-0610	71.0	3	30	6.75	5230V734	9800-0893	75.3	3 1/4	30	8.50
4830V730	9800-0544	74.1	3	30	7.10	<sup>5</sup> 5230V734S	9800-0657	75.3	3 1/4	30	16.80
4830V750	9800-0813	76.0	3	30	7.20	5230V867	9800-0895	88.3	3 1/4	30	9.95
4830V850	9800-0566	86.1	3	30	8.00	<sup>4,5</sup> 5230V867S	9800-0659	88.3	3 1/4	30	20.00
4830V970	9800-0567	98.1	3	30	9.00	<sup>4</sup> 5636V750	9800-0235	76.4	3 1/2	36	12.39
<sup>4</sup> 4830V1070	9800-0598	108.1	3	30	9.75	5636V774	9800-0237	78.7	3 1/2	36	10.95
<sup>4</sup> 4836V588	9800-0010	59.8	3	36	6.00	5830V756	9800-0661	76.9	3 5/8	30	13.00
4836V608	9800-0096	61.9	3	36	6.20	5836V737	9800-0309	75.0	3 5/8	36	13.00
4836V618	9800-0155	63.4	3	36	6.40	6036V761	9833-0738	77.7	3 3/4	36	10.35
<sup>4</sup> 4836V642	9800-0609	65.3	3	36	6.60	6036V850	9800-0105	86.3	3 3/4	36	11.30
4836V655	9800-0133	66.6	3	36	6.80	6236V694	9800-0147	70.8	3 7/8	36	9.20
<sup>4</sup> 4836V729	9800-0101	74.0	3	36	7.60	<sup>4</sup> 6236V725	9804-0006	73.9	3 7/8	36	9.80
4836V789	9800-0102	80.0	3	36	8.40	6236V762	9800-0104	77.6	3 7/8	36	10.80
4836V850	9800-0031	86.1	3	36	9.10	6236V785	9804-0009	79.9	3 7/8	36	11.40
4836V1180	9800-0758	119.3	3	36	13.00	<sup>4</sup> 6236V905	9800-0013	91.9	3 7/8	36	14.38
5126V938	9800-0246	95.0	3 3/16	26	11.65						

MULTI-SPEED BELTS

<sup>4</sup> Minimum production quantity may apply. Contact Customer Service for availability.  
<sup>5</sup> Set of 2.





## Nu-T-Link® Belting

Nu-T-Link V-belting is designed for rapid installation in an assortment of lengths and operating conditions.

### Markets/Applications

Suitable alternative to standard belts on all industrial applications and particularly suited to drives requiring link belting for ease of installation.

### Features/Advantages

- **Color Coded Studs** make for easy identification and installation.
- **Orange Polyurethane/Polyester** composite resists oil, water, chemicals and heat (working temperature range: -40°F to +212°F (-40°C to +100°C)).
- May be assembled in an assortment of lengths to fit multiple drive configurations.

### Recommended Sheaves

Multi-Duty Sheaves

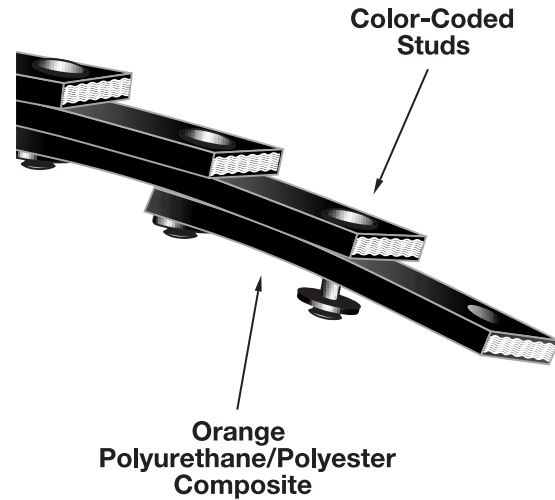
### Notes

Nu-T-Link is available in 50 foot reels.

The studs are color coded: 0 - Red; A - Silver; B - Green; C - Blue; D - Black; E - Black.

Nu-T-Link does not meet RMA requirements for V-belt static conductivity.

**WARNING:** Do **NOT** use with backside idlers.



## Product No. Series 7760

### Nu-T-Link®

Part No.	Product No.	Cross Section	Top Width (In.)	Std. Roll (Ft.)	Wt. (Ft.) (Lbs.)
NTL/0	7760-6101	0	3/8	50	.10
NTL/A	7760-6102	A	1/2	50	.12
NTL/B	7760-6103	B	21/32	50	.16
NTL/C	7760-6104	C	7/8	50	.21
NTL/D	7760-6105	D	1 1/4	50	.26
NTL/E	7760-6106	E	1 1/2	50	.31

A Nu-T-Link assembly tool will be supplied free of charge with belting. Additional assembly tools are available. Contact Customer Service for availability.

### Nu-T-Link® Belting Assembly Tool

Part No.	Product No.
900004	7469-0701



## Easy-Splice V-Belting

Easy-Splice V-Belting has dependable, non-slip design with minimal stretch characteristics made to outlast other types of open-end belting.

### Markets/Applications

Suitable alternative to standard belts on all industrial applications and particularly suited to drives requiring connected belting for ease of installation.

### Features/Advantages

- Special resilient **tensile cords** impart high strength and keep stretch to a minimum, prolonging belt life and reducing maintenance.
- Special, **square cut fabric reinforcement** provides a tough, durable anchor for the fastener, while allowing the belt to remain flexible.
- Meets RMA **oil and heat resistant** standards.

### Recommended Sheaves

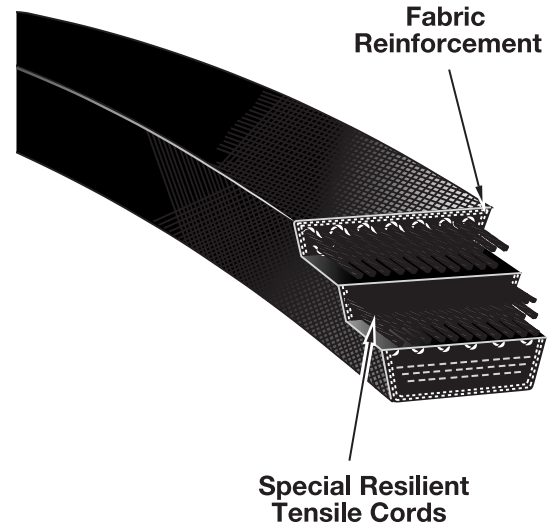
Multi-Duty® Sheaves

### Notes

Easy-Splice is available in cross sections A-VO, B-VO, C-VO, D-VO and BB-VO, which correspond to the A, B, C, D, and BB standard industrial V-belt cross sections.

### Sold in full rolls only.

Easy-Splice fasteners are not available from Gates. Contact Flexible Steel Lacing Company in Downers Grove, IL at (630) 971-0150 or [www.flexco.com](http://www.flexco.com).



## Product No. Series 9300 & 9310

Part No.	Product No.	Std. Roll (Ft.)	Top Width (In.)	Wt. (Ft.) (Lbs.)	Max. Pieces Std. Roll	Min. Length Ea. Piece (Ft.)
AVO/525	9300-0002	525 +/- 10 ft.	1/2	.09	3	20
BBVO/350	9310-0003	350 +/- 30 ft.	21/32	.17	4	20
BVO/500	9300-0003	500 +/- 10 ft.	21/32	.14	3	20
CVO/450	9300-0004	450 +/- 10 ft.	7/8	.21	3	20
DVO/160	9300-0005	160 +/- 10 ft.	1 1/4	.48	3	20

V-BELTING





## Tubewinder Belts


These flat belts are featured in black rubber and red ozex, and in light, medium or heavy construction.

### Markets/Applications

Specifically designed for use on tube-winding machines.

### Features/Advantages

- **High tensile strength** to minimize stretch and maintain the proper pressure on the paper around the mandrel.
- **High coefficient of friction** for even and smooth pulling of the paper around the mandrel.
- **Transverse rigidity** to ensure the belt remains stable and maintains the required pressure.



### Recommended Sheaves

Contact the Gates Made-To-Order Metals Team.

### Notes

Gates Tubewinder belts are Made-To-Order. Minimum order quantities may apply.

**Black Tubewinder Belts** - Minimum order quantity is based on a sleeve width of 24" to 28". Belts from 15.5" to 79.9" in length are built on 24" wide drums, and belts from 80" to 138" in length are built on 28" wide drums. Divide the drum width by the belt top width and round down to the nearest whole belt increment.

**Red Ozex Tubewinder Belts** - Intermediate or fractional order quantity is based on a 12 1/2" drum (+/- 10%). Divide 12 1/2" by the belt top width and round down to the nearest whole belt increment.

### Black Tubewinder

Belt Length	Light Construction 0.105" Thick (Nominal Cover Thickness 0.025")	Medium Construction 0.266" Thick (Nominal Cover Thickness 0.085")	Heavy Construction 0.390" Thick (Nominal Cover Thickness 0.105")
15.5" to 79.9" 80.0" to 140"	Maximum Width 24" Maximum Width 28"		

### Red Ozex Tubewinder

Belt Length	Light Construction 0.25" Thick (Nominal Cover Thickness 0.063")	Medium Construction 0.344" Thick (Nominal Cover Thickness 0.063")	Heavy Construction 0.469" Thick (Nominal Cover Thickness 0.125")
Up to 240"	Maximum Width 12 1/2"		





## Power Round® Belts

Heavy-duty round belt designed for demanding applications. These belts are designed for 1/4 turn or twisted drives where more than an O-ring is required.

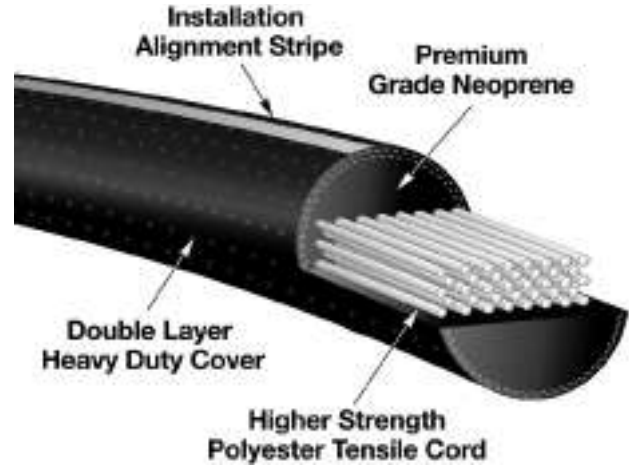
### Markets/Applications

Designed to meet the needs of higher speed Conveyor Applications.

Ideal for 1/4 turn or twisted, serpentine drives, power turn and line shaft conveyors.

### Features/Advantages

- **Flex-Bonded Higher Strength Polyester Tensile Cords** are strongly bonded to the body of the belt resulting in equal load distribution and the absorption of bending stress without cord deterioration.
- The **Flex-Weave® Double Layer Heavy-Duty Cover** is a patented fabric construction for longer cover life, providing extended protection to the belt core from oil, dirt and heat.
- Installation **Alignment Stripe** runs the entire length of the belt to aid in eliminating belt twists during installation.
- Minimal stretch for minimum take-up requirements.
- No splice for added durability.
- Meets RMA **oil and heat resistant** standards.
- Meets RMA **static conductivity** requirements.



### Recommended Sheaves

Hi-Power Multi-Duty Sheaves

### Notes

Additional sizes from 42 inches to 660 inches are available upon request and require minimum order quantities of 87 belts per size +/- 10%. Contact Customer Service for availability and setup.

## Product No. Series 8819

### 9/16" Diameter

Part No.	Product No.	Inside Length (In.)
9 X 41 3/8 PR	8819-0010	41 3/8
9 X 54 PR	8819-0011	54
9 X 90 PR	8819-0012	90
9 X 101 PR	8819-0029	101
9 X 112 PR	8819-0013	112
9 X 120 PR	8819-0014	120
9 X 128 PR	8819-0015	128
9 X 129 3/4 PR	8819-0016	129 3/4
9 X 135 PR	8819-0017	135
9 X 144 PR	8819-0018	144
9 X 148 PR	8819-0019	148
9 X 155 PR	8819-0020	155
9 X 166 PR	8819-0021	166
9 X 172 PR	8819-0022	172
9 X 176 PR	8819-0023	176
9 X 190 PR	8819-0024	190

Part No.	Product No.	Inside Length (In.)
9 X 200 PR	8819-0008	200
9 X 210 PR	8819-0007	210
9 X 233 PR	8819-0002	233
9 X 250 PR	8819-0000	250
9 X 270 PR	8819-0001	270
9 X 308 PR	8819-0003	308
9 X 331 PR	8819-0004	331
9 X 345 PR	8819-0009	345
9 X 386 PR	8819-0006	386
9 X 416 PR	8819-0025	416
9 X 447 PR	8819-0026	447
9 X 465 PR	8819-0027	465
9 X 500 PR	8819-0030	500
9 X 564 PR	8819-0005	564
9 X 600 PR	8819-0031	600
9 X 660 PR	8819-0028	660





## Round Endless Belts

These belts are designed for 1/4 turn or twisted drives where more than an O-ring is required.

### Markets/Applications

Round Endless belts are ideal for 1/4 turn or twisted drives, serpentine drives, power turn and line shaft conveyors and commercial sewing machines.

### Features/Advantages


- Minimal stretch for minimum take-up requirements.
- No splice for added durability.

### Recommended Sheaves

Contact the Gates Made-To-Order Metals Team.

### Notes

Standard-stocked Round Endless belts are footnoted. All others are Made-To-Order and may require minimum order quantities. Contact Customer Service for availability.



## Product No. Series 8820

### 1/4" Diameter

Minimum order quantity for 1/4" Round Endless Belts is 180 belts per size +/- 10%.

Part No.	Product No.	Inside Length (In.)
4 X 33 RE BELT	8820-0499	33
4 X 34 RE BELT	8820-0503	34
4 X 35 RE BELT	8820-0507	35
4 X 36 RE BELT	8820-0511	36
4 X 37 RE BELT	8820-0515	37
4 X 38 RE BELT	8820-0519	38
4 X 39 RE BELT	8820-0523	39
4 X 40 RE BELT	8820-0527	40
4 X 41 RE BELT	8820-0531	41
4 X 42 RE BELT	8820-0535	42
4 X 43 RE BELT	8820-0539	43
4 X 44 RE BELT	8820-0543	44
4 X 45 RE BELT	8820-0547	45
4 X 46 RE BELT	8820-0551	46
4 X 47 RE BELT	8820-0555	47
4 X 48 RE BELT	8820-0559	48
4 X 49 RE BELT	8820-0563	49
4 X 50 RE BELT	8820-0567	50
4 X 51 RE BELT	8820-0571	51
4 X 52 RE BELT	8820-0575	52
4 X 53 RE BELT	8820-0579	53
4 X 54 RE BELT	8820-0583	54
4 X 55 RE BELT	8820-0587	55
4 X 56 RE BELT	8820-0591	56
4 X 57 RE BELT	8820-0595	57
4 X 58 RE BELT	8820-0599	58
4 X 59 RE BELT	8820-0603	59

Part No.	Product No.	Inside Length (In.)
4 X 60 RE BELT	8820-0607	60
4 X 61 RE BELT	8820-0611	61
4 X 62 RE BELT	8820-0615	62
4 X 63 RE BELT	8820-0619	63
4 X 64 RE BELT	8820-0623	64
4 X 65 RE BELT	8820-0627	65
4 X 66 RE BELT	8820-0631	66
4 X 67 RE BELT	8820-0635	67
4 X 68 RE BELT	8820-0639	68
4 X 69 RE BELT	8820-0643	69
4 X 70 RE BELT	8820-0647	70
4 X 71 RE BELT	8820-0651	71
4 X 72 RE BELT	8820-0655	72
4 X 73 RE BELT	8820-0659	73
4 X 74 RE BELT	8820-0663	74
4 X 75 RE BELT	8820-0667	75
4 X 76 RE BELT	8820-0671	76
4 X 77 RE BELT	8820-0675	77
4 X 78 RE BELT	8820-0679	78
4 X 79 RE BELT	8820-0683	79
4 X 80 RE BELT	8820-0687	80
4 X 81 RE BELT	8820-0691	81
4 X 82 RE BELT	8820-0695	82
4 X 83 RE BELT	8820-0699	83
4 X 84 RE BELT	8820-0703	84
4 X 85 RE BELT	8820-0707	85

### 5/16" Diameter

Minimum order quantity for 5/16" Round Endless Belts is 165 belts per size +/- 10%.

Part No.	Product No.	Inside Length (In.)
5 X 33 RE BELT	8820-0838	33
<sup>16</sup> 5 X 33 1/2 RE BELT	8820-0840	33 1/2
<sup>16</sup> 5 X 34 RE BELT	8820-0842	34
5 X 35 RE BELT	8820-0846	35
5 X 36 RE BELT	8820-0850	36
5 X 37 RE BELT	8820-0854	37
5 X 38 RE BELT	8820-0858	38
5 X 39 RE BELT	8820-0862	39
5 X 40 RE BELT	8820-0866	40

Part No.	Product No.	Inside Length (In.)
5 X 41 RE BELT	8820-0870	41
5 X 42 RE BELT	8820-0874	42
5 X 43 RE BELT	8820-0878	43
5 X 44 RE BELT	8820-0882	44
5 X 45 RE BELT	8820-0886	45
5 X 46 RE BELT	8820-0890	46
5 X 47 RE BELT	8820-0894	47
5 X 48 RE BELT	8820-0898	48
5 X 49 RE BELT	8820-0902	49

<sup>16</sup> Stocked and minimum order quantities are not required. All others are Made-To-Order and lead times and minimum production quantities may apply. Contact Customer Service for availability.





## Round Endless Belts

### Product No. Series 8820 (continued)

#### 5/16" Diameter (continued)

Part No.	Product No.	Inside Length (In.)
5 X 50 RE BELT	8820-0906	50
5 X 51 RE BELT	8820-0910	51
5 X 52 RE BELT	8820-0914	52
5 X 53 RE BELT	8820-0918	53
5 X 54 RE BELT	8820-0922	54
5 X 55 RE BELT	8820-0926	55
5 X 56 RE BELT	8820-0930	56
5 X 57 RE BELT	8820-0934	57
5 X 58 RE BELT	8820-0938	58
5 X 59 RE BELT	8820-0942	59
5 X 60 RE BELT	8820-0946	60
5 X 61 RE BELT	8820-0950	61
5 X 62 RE BELT	8820-0954	62
5 X 63 RE BELT	8820-0958	63
5 X 64 RE BELT	8820-0962	64
5 X 65 RE BELT	8820-0966	65
5 X 66 RE BELT	8820-0970	66
5 X 67 RE BELT	8820-0974	67
5 X 68 RE BELT	8820-0978	68
5 X 69 RE BELT	8820-0982	69
5 X 70 RE BELT	8820-0986	70

Part No.	Product No.	Inside Length (In.)
5 X 71 RE BELT	8820-0990	71
5 X 72 RE BELT	8820-0994	72
5 X 73 RE BELT	8820-0998	73
5 X 74 RE BELT	8820-1002	74
5 X 75 RE BELT	8820-1006	75
5 X 76 RE BELT	8820-1010	76
5 X 77 RE BELT	8820-1014	77
5 X 78 RE BELT	8820-1018	78
5 X 79 RE BELT	8820-1022	79
5 X 80 RE BELT	8820-1026	80
5 X 81 RE BELT	8820-1030	81
5 X 82 RE BELT	8820-1034	82
5 X 83 RE BELT	8820-1038	83
5 X 84 RE BELT	8820-1042	84
5 X 85 RE BELT	8820-1046	85
5 X 86 RE BELT	8820-1050	86
5 X 87 RE BELT	8820-1054	87
5 X 88 RE BELT	8820-1058	88
5 X 89 RE BELT	8820-1062	89
5 X 90 RE BELT	8820-1066	90

#### 3/8" Diameter

Minimum order quantity for 3/8" Round Endless Belts is 139 belts per size +/- 10%.

Part No.	Product No.	Inside Length (In.)
6 X 33 RE BELT	8820-1222	33
<sup>16</sup> 6 X 33 1/2 RE BELT	8820-1225	33 1/2
<sup>16</sup> 6 X 34 RE BELT	8820-1226	34
6 X 35 RE BELT	8820-1230	35
<sup>16</sup> 6 X 36 RE BELT	8820-1234	36
6 X 37 RE BELT	8820-1238	37
6 X 38 RE BELT	8820-1242	38
6 X 39 RE BELT	8820-1246	39
6 X 40 RE BELT	8820-1250	40
6 X 41 RE BELT	8820-1254	41
6 X 42 RE BELT	8820-1258	42
6 X 43 RE BELT	8820-1262	43
6 X 44 RE BELT	8820-1266	44
6 X 45 RE BELT	8820-1270	45
6 X 46 RE BELT	8820-1274	46
6 X 47 RE BELT	8820-1278	47
6 X 48 RE BELT	8820-1282	48
6 X 49 RE BELT	8820-1286	49
6 X 50 RE BELT	8820-1290	50
6 X 51 RE BELT	8820-1294	51
6 X 52 RE BELT	8820-1298	52
6 X 53 RE BELT	8820-1302	53
6 X 54 RE BELT	8820-1306	54
6 X 55 RE BELT	8820-1310	55
6 X 56 RE BELT	8820-1314	56
6 X 57 RE BELT	8820-1318	57
6 X 58 RE BELT	8820-1322	58
6 X 59 RE BELT	8820-1326	59
6 X 60 RE BELT	8820-1330	60
6 X 61 RE BELT	8820-1334	61
6 X 62 RE BELT	8820-1338	62
6 X 63 RE BELT	8820-1342	63
6 X 64 RE BELT	8820-1346	64
6 X 65 RE BELT	8820-1350	65
6 X 66 RE BELT	8820-1354	66

Part No.	Product No.	Inside Length (In.)
6 X 67 RE BELT	8820-1358	67
6 X 68 RE BELT	8820-1362	68
6 X 69 RE BELT	8820-1366	69
6 X 70 RE BELT	8820-1370	70
6 X 71 RE BELT	8820-1374	71
6 X 72 RE BELT	8820-1378	72
6 X 73 RE BELT	8820-1382	73
6 X 74 RE BELT	8820-1386	74
6 X 75 RE BELT	8820-1390	75
6 X 76 RE BELT	8820-1394	76
6 X 77 RE BELT	8820-1398	77
6 X 78 RE BELT	8820-1402	78
6 X 79 RE BELT	8820-1406	79
6 X 80 RE BELT	8820-1410	80
6 X 81 RE BELT	8820-1414	81
6 X 82 RE BELT	8820-1418	82
6 X 83 RE BELT	8820-1422	83
6 X 84 RE BELT	8820-1426	84
6 X 85 RE BELT	8820-1430	85
6 X 86 RE BELT	8820-1434	86
6 X 87 RE BELT	8820-1438	87
6 X 88 RE BELT	8820-1442	88
<sup>16</sup> 6 X 89 RE BELT	8820-1446	89
6 X 90 RE BELT	8820-1460	90
6 X 91 RE BELT	8820-1454	91
6 X 92 RE BELT	8820-1458	92
6 X 93 RE BELT	8820-1462	93
6 X 94 RE BELT	8820-1466	94
6 X 95 RE BELT	8820-1470	95
<sup>16</sup> 6 X 96 RE BELT	8820-1474	96
<sup>16</sup> 6 X 97 RE BELT	8820-1478	97
<sup>16</sup> 6 X 98 RE BELT	8820-1486	98
6 X 99 RE BELT	8820-1482	99
6 X 100 RE BELT	8820-1490	100
6 X 101 RE BELT	8820-1494	101

<sup>16</sup> Stocked and minimum order quantities are not required. All others are Made-To-Order and lead times and minimum production quantities may apply. Contact Customer Service for availability.





## Round Endless Belts

### Product No. Series 8820 (continued)

#### 3/8" Diameter (continued)

Part No.	Product No.	Inside Length (In.)
6 X 102 RE BELT	8820-1498	102
6 X 103 RE BELT	8820-1502	103
6 X 104 RE BELT	8820-1506	104
6 X 105 RE BELT	8820-1510	105
6 X 106 RE BELT	8820-1514	106
6 X 107 RE BELT	8820-1518	107
6 X 108 RE BELT	8820-1522	108
6 X 109 RE BELT	8820-1526	109
6 X 110 RE BELT	8820-1530	110
6 X 111 RE BELT	8820-1534	111

Part No.	Product No.	Inside Length (In.)
6 X 112 RE BELT	8820-1538	112
6 X 113 RE BELT	8820-1542	113
6 X 114 RE BELT	8820-1546	114
6 X 115 RE BELT	8820-1550	115
6 X 116 RE BELT	8820-1554	116
6 X 117 RE BELT	8820-1558	117
6 X 118 RE BELT	8820-1562	118
6 X 119 RE BELT	8820-1566	119
6 X 120 RE BELT	8820-1570	120

#### 7/16" Diameter

Minimum order quantity for 7/16" Round Endless Belts is 115 belts per size +/- 10%.

Part No.	Product No.	Inside Length (In.)
7 X 33 RE BELT	8820-1831	33
<sup>16</sup> 7 X 34 RE BELT	8820-1835	34
7 X 35 RE BELT	8820-1839	35
<sup>16</sup> 7 X 36 RE BELT	8820-1843	36
7 X 37 RE BELT	8820-1847	37
7 X 38 RE BELT	8820-1851	38
7 X 39 RE BELT	8820-1859	39
7 X 40 RE BELT	8820-1841	40
7 X 41 RE BELT	8820-1863	41
7 X 42 RE BELT	8820-1867	42
7 X 43 RE BELT	8820-1871	43
7 X 44 RE BELT	8820-1875	44
7 X 45 RE BELT	8820-1879	45
7 X 46 RE BELT	8820-1883	46
7 X 47 RE BELT	8820-1887	47
7 X 48 RE BELT	8820-1891	48
7 X 49 RE BELT	8820-1895	49
7 X 50 RE BELT	8820-1899	50
7 X 51 RE BELT	8820-1903	51
7 X 52 RE BELT	8820-1907	52
7 X 53 RE BELT	8820-1911	53
7 X 54 RE BELT	8820-1915	54
7 X 55 RE BELT	8820-1919	55
7 X 56 RE BELT	8820-1923	56
7 X 57 RE BELT	8820-1927	57
7 X 58 RE BELT	8820-1931	58
7 X 59 RE BELT	8820-1935	59
7 X 60 RE BELT	8820-1939	60
7 X 61 RE BELT	8820-1943	61
7 X 62 RE BELT	8820-1947	62
7 X 63 RE BELT	8820-1951	63
7 X 64 RE BELT	8820-1955	64
7 X 65 RE BELT	8820-1959	65
7 X 66 RE BELT	8820-1963	66
7 X 67 RE BELT	8820-1967	67
7 X 68 RE BELT	8820-1971	68
7 X 69 RE BELT	8820-1975	69
7 X 70 RE BELT	8820-1979	70

Part No.	Product No.	Inside Length (In.)
7 X 71 RE BELT	8820-1983	71
7 X 72 RE BELT	8820-1987	72
7 X 73 RE BELT	8820-1991	73
7 X 74 RE BELT	8820-1995	74
7 X 75 RE BELT	8820-1999	75
7 X 76 RE BELT	8820-2003	76
7 X 77 RE BELT	8820-2007	77
<sup>16</sup> 7 X 77 1/4 RE BELT	8820-2008	77 1/4
7 X 78 RE BELT	8820-2011	78
7 X 79 RE BELT	8820-2015	79
7 X 80 RE BELT	8820-2019	80
7 X 81 RE BELT	8820-2023	81
7 X 82 RE BELT	8820-2027	82
7 X 83 RE BELT	8820-2031	83
7 X 84 RE BELT	8820-2035	84
7 X 85 RE BELT	8820-2039	85
7 X 86 RE BELT	8820-2043	86
7 X 87 RE BELT	8820-2047	87
7 X 88 RE BELT	8820-2051	88
7 X 89 RE BELT	8820-2055	89
7 X 90 RE BELT	8820-2059	90
7 X 91 RE BELT	8820-2063	91
7 X 92 RE BELT	8820-2067	92
7 X 93 RE BELT	8820-2071	93
7 X 94 RE BELT	8820-2075	94
7 X 95 RE BELT	8820-2079	95
7 X 96 RE BELT	8820-2083	96
7 X 97 RE BELT	8820-2087	97
7 X 98 RE BELT	8820-2091	98
7 X 99 RE BELT	8820-2095	99
7 X 100 RE BELT	8820-2099	100
7 X 101 RE BELT	8820-2103	101
7 X 102 RE BELT	8820-2107	102
7 X 103 RE BELT	8820-2111	103
7 X 104 RE BELT	8820-2115	104
7 X 105 RE BELT	8820-2119	105
7 X 106 RE BELT	8820-2123	106

<sup>16</sup> Stocked and minimum order quantities are not required. All others are Made-To-Order and lead times and minimum production quantities may apply. Contact Customer Service for availability.







## Round Endless Belts

### Product No. Series 8820 (continued)

#### 1/2" Diameter

Minimum order quantity for 1/2" Round Endless Belts is 95 belts per size +/- 10%.

Part No.	Product No.	Inside Length (In.)
8 X 68 RE BELT	8820-2745	68
8 X 69 RE BELT	8820-2749	69
8 X 70 RE BELT	8820-2753	70
8 X 71 RE BELT	8820-2757	71
8 X 72 RE BELT	8820-2761	72
8 X 73 RE BELT	8820-2765	73
8 X 74 RE BELT	8820-2769	74
8 X 75 RE BELT	8820-2773	75
8 X 76 RE BELT	8820-2777	76
8 X 77 RE BELT	8820-2781	77
8 X 78 RE BELT	8820-2785	78
8 X 79 RE BELT	8820-2789	79
8 X 80 RE BELT	8820-2793	80
8 X 81 RE BELT	8820-2797	81
8 X 82 RE BELT	8820-2801	82
8 X 83 RE BELT	8820-2805	83
8 X 84 RE BELT	8820-2809	84
8 X 85 RE BELT	8820-2813	85
8 X 86 RE BELT	8820-2817	86
8 X 87 RE BELT	8820-2821	87

Part No.	Product No.	Inside Length (In.)
8 X 88 RE BELT	8820-2825	88
8 X 89 RE BELT	8820-2829	89
8 X 90 RE BELT	8820-2833	90
8 X 91 RE BELT	8820-2837	91
8 X 92 RE BELT	8820-2841	92
8 X 93 RE BELT	8820-2845	93
8 X 94 RE BELT	8820-2849	94
8 X 95 RE BELT	8820-2853	95
8 X 96 RE BELT	8820-2857	96
8 X 97 RE BELT	8820-2861	97
8 X 98 RE BELT	8820-2865	98
8 X 99 RE BELT	8820-2869	99
8 X 100 RE BELT	8820-2873	100
8 X 101 RE BELT	8820-2877	101
8 X 102 RE BELT	8820-2881	102
8 X 103 RE BELT	8820-2885	103
8 X 104 RE BELT	8820-2889	104
8 X 105 RE BELT	8820-2893	105
8 X 106 RE BELT	8820-2897	106

#### 9/16" Diameter

Minimum order quantity for 9/16" Round Endless Belts is 87 belts per size +/- 10%.

Part No.	Product No.	Inside Length (In.)
<sup>16</sup> 9 X 41 3/8 RE BELT	8820-3217	41 3/8
9 X 49 RE BELT	8820-3239	49
9 X 50 RE BELT	8820-3242	50
9 X 51 RE BELT	8820-3245	51
9 X 52 RE BELT	8820-3248	52
9 X 53 RE BELT	8820-3251	53
<sup>16</sup> 9 X 54 RE BELT	8820-3254	54
9 X 55 RE BELT	8820-3257	55
9 X 56 RE BELT	8820-3260	56
9 X 57 RE BELT	8820-3263	57
9 X 58 RE BELT	8820-3266	58
9 X 59 RE BELT	8820-3269	59
9 X 60 RE BELT	8820-3272	60
9 X 61 RE BELT	8820-3275	61
9 X 62 RE BELT	8820-3278	62
9 X 63 RE BELT	8820-3281	63
9 X 64 RE BELT	8820-3284	64
9 X 65 RE BELT	8820-3287	65
9 X 66 RE BELT	8820-3290	66
9 X 67 RE BELT	8820-3293	67
9 X 68 RE BELT	8820-3296	68
9 X 69 RE BELT	8820-3299	69
9 X 70 RE BELT	8820-3302	70
9 X 71 RE BELT	8820-3305	71
9 X 72 RE BELT	8820-3308	72
9 X 73 RE BELT	8820-3311	73
9 X 74 RE BELT	8820-3314	74
9 X 75 RE BELT	8820-3317	75
9 X 76 RE BELT	8820-3320	76
9 X 77 RE BELT	8820-3323	77
9 X 78 RE BELT	8820-3326	78
9 X 79 RE BELT	8820-3329	79
9 X 80 RE BELT	8820-3332	80

Part No.	Product No.	Inside Length (In.)
9 X 81 RE BELT	8820-3335	81
9 X 82 RE BELT	8820-3338	82
9 X 83 RE BELT	8820-3341	83
9 X 84 RE BELT	8820-3344	84
9 X 85 RE BELT	8820-3347	85
9 X 86 RE BELT	8820-3350	86
9 X 87 RE BELT	8820-3353	87
9 X 88 RE BELT	8820-3356	88
9 X 89 RE BELT	8820-3359	89
<sup>16</sup> 9 X 90 RE BELT	8820-3362	90
9 X 91 RE BELT	8820-3365	91
9 X 92 RE BELT	8820-3368	92
9 X 93 RE BELT	8820-3371	93
9 X 94 RE BELT	8820-3374	94
9 X 95 RE BELT	8820-3377	95
9 X 96 RE BELT	8820-3380	96
9 X 97 RE BELT	8820-3383	97
9 X 98 RE BELT	8820-3386	98
9 X 99 RE BELT	8820-3389	99
9 X 100 RE BELT	8820-3392	100
9 X 101 RE BELT	8820-3395	101
9 X 102 RE BELT	8820-3398	102
9 X 103 RE BELT	8820-3401	103
9 X 104 RE BELT	8820-3404	104
9 X 105 RE BELT	8820-3407	105
9 X 106 RE BELT	8820-3485	106
9 X 107 RE BELT	8820-3413	107
9 X 108 RE BELT	8820-3416	108
9 X 109 RE BELT	8820-3419	109
9 X 110 RE BELT	8820-3422	110
9 X 111 RE BELT	8820-3425	111
<sup>16</sup> 9 X 112 RE BELT	8820-3428	112
9 X 113 RE BELT	8820-3429	113

<sup>16</sup> Stocked and minimum order quantities are not required. All others are Made-To-Order and lead times and minimum production quantities may apply. Contact Customer Service for availability.





## Round Endless Belts

### Product No. Series 8820 (continued)

#### 9/16" Diameter (continued)

Part No.	Product No.	Inside Length (In.)
9 X 114 RE BELT	8820-3434	114
9 X 115 RE BELT	8820-3437	115
9 X 116 RE BELT	8820-3440	116
9 X 118 RE BELT	8820-3446	118
9 X 119 RE BELT	8820-3449	119
<sup>16</sup> 9 X 120 RE BELT	8820-3452	120
<sup>16</sup> 9 X 128 RE BELT	8820-3488	128
<sup>16</sup> 9 X 129 3/4 RE BELT	8820-3439	129 3/4
<sup>16</sup> 9 X 135 RE BELT	8820-3489	135
<sup>16</sup> 9 X 144 RE BELT	8820-3458	144
<sup>16</sup> 9 X 148 RE BELT	8820-3490	148
<sup>16</sup> 9 X 155 RE BELT	8820-3460	155
<sup>16</sup> 9 X 166 RE BELT	8820-3491	166
<sup>16</sup> 9 X 172 RE BELT	8820-4281	172
<sup>16</sup> 9 X 176 RE BELT	8820-3492	176

Part No.	Product No.	Inside Length (In.)
<sup>16</sup> 9 X 190 RE BELT	8820-3493	190
<sup>16</sup> 9 X 200 RE BELT	8820-3469	200
<sup>16</sup> 9 X 210 RE BELT	8820-3486	210
<sup>16</sup> 9 X 233 RE BELT	8820-3470	233
<sup>16</sup> 9 X 250 RE BELT	8820-3494	250
<sup>16</sup> 9 X 270 RE BELT	8820-3471	270
<sup>16</sup> 9 X 308 RE BELT	8820-3472	308
<sup>16</sup> 9 X 331 RE BELT	8820-3473	331
<sup>16</sup> 9 X 345 RE BELT	8820-3495	345
<sup>16</sup> 9 X 386 RE BELT	8820-3474	386
<sup>16</sup> 9 X 416 RE BELT	8820-3475	416
<sup>16</sup> 9 X 447 RE BELT	8820-3484	447
<sup>16</sup> 9 X 465 RE BELT	8820-3476	465
<sup>16</sup> 9 X 564 RE BELT	8820-3477	564
<sup>16</sup> 9 X 660 RE BELT	8820-3478	660

<sup>16</sup> Stocked and minimum order quantities are not required. All others are Made-To-Order and lead times and minimum production quantities may apply. Contact Customer Service for availability.





## Urethane Round™ Belts

Urethane round belts are manufactured of premium urethane material and are designed for low and fractional horse power drive applications, as well as transport devices for film, currency and small parts that need to be moved.



### Markets/Applications

Suitable for many applications including conveyors, mail handling and postage metering devices, textile equipment, meat cutting equipment, medical equipment, money handling equipment, laundry appliances, printing equipment and packaging equipment.

### Features/Advantages

- Elasticity eliminates the need for tensioning devices allowing for simpler designs, significant cost reduction and ease of installation.
- Greater strength than rubber and resistant to oils, greases, fuels and ozone.
- Excellent vibration dampening qualities.
- Abrasion resistance makes this belt very durable and the choice when cleanliness and low particulate generation is especially desirable.
- Also available in connector belts for quick and easy replacement.

### Recommended Sheaves

Light-Duty Sheaves

### Notes

Only orderable in pack quantities.

Pack quantity purchase required.

### Product No. Series 7794

#### 1/16" Diameter

Part No.	Product No.	Belt O.C. (In.)	Customer Pack
.0625X10-83A	7794-0012	10.0	20
.0625X10.5-83A	7794-0013	10.5	20
.0625X11-83A	7794-0014	11.0	20
.0625X11.5-83A	7794-0015	11.5	20
.0625X12-83A	7794-0016	12.0	20
.0625X12.5-83A	7794-0017	12.5	20
.0625X13-83A	7794-0018	13.0	20
.0625X13.5-83A	7794-0019	13.5	20
.0625X14-83A	7794-0020	14.0	20
.0625X14.5-83A	7794-0021	14.5	20
.0625X15-83A	7794-0022	15.0	20
.0625X15.5-83A	7794-0023	15.5	20
.0625X16-83A	7794-0024	16.0	20

Part No.	Product No.	Belt O.C. (In.)	Customer Pack
.0625X4-83A	7794-0000	4.0	20
.0625X4.5-83A	7794-0001	4.5	20
.0625X5-83A	7794-0002	5.0	20
.0625X5.5-83A	7794-0003	5.5	20
.0625X6-83A	7794-0004	6.0	20
.0625X6.5-83A	7794-0005	6.5	20
.0625X7-83A	7794-0006	7.0	20
.0625X7.5-83A	7794-0007	7.5	20
.0625X8-83A	7794-0008	8.0	20
.0625X8.5-83A	7794-0009	8.5	20
.0625X9-83A	7794-0010	9.0	20
.0625X9.5-83A	7794-0011	9.5	20

Pack quantity purchase required.

#### 3/32" Diameter

Part No.	Product No.	Belt O.C. (In.)	Customer Pack
.09375X10-83A	7794-0035	10.0	20
.09375X10.5-83A	7794-0036	10.5	20
.09375X11-83A	7794-0037	11.0	20
.09375X11.5-83A	7794-0038	11.5	20
.09375X12-83A	7794-0039	12.0	20
.09375X12.5-83A	7794-0040	12.5	20
.09375X13-83A	7794-0041	13.0	20
.09375X13.5-83A	7794-0042	13.5	20
.09375X14-83A	7794-0043	14.0	20
.09375X14.5-83A	7794-0044	14.5	20

Part No.	Product No.	Belt O.C. (In.)	Customer Pack
.09375X15-83A	7794-0045	15.0	20
.09375X15.5-83A	7794-0046	15.5	20
.09375X16-83A	7794-0047	16.0	20
.09375X16.5-83A	7794-0048	16.5	20
.09375X17-83A	7794-0049	17.0	20
.09375X17.5-83A	7794-0050	17.5	20
.09375X18-83A	7794-0051	18.0	20
.09375X18.5-83A	7794-0052	18.5	20
.09375X19-83A	7794-0053	19.0	20
.09375X19.5-83A	7794-0054	19.5	20

SPECIALTY BELTS





## Urethane Round™ Belts

### Product No. Series 7794 (continued)

#### 3/32" Diameter (continued)

Part No.	Product No.	Belt O.C. (In.)	Customer Pack
.09375X20-83A	7794-0055	20.0	20
.09375X20.5-83A	7794-0056	20.5	20
.09375X21-83A	7794-0057	21.0	20
.09375X5-83A	7794-0025	5.0	20
.09375X5.5-83A	7794-0026	5.5	20
.09375X6-83A	7794-0027	6.0	20
.09375X6.5-83A	7794-0028	6.5	20

Part No.	Product No.	Belt O.C. (In.)	Customer Pack
.09375X7-83A	7794-0029	7.0	20
.09375X7.5-83A	7794-0030	7.5	20
.09375X8-83A	7794-0031	8.0	20
.09375X8.5-83A	7794-0032	8.5	20
.09375X9-83A	7794-0033	9.0	20
.09375X9.5-83A	7794-0034	9.5	20

Pack quantity purchase required.

#### 1/8" Diameter

Part No.	Product No.	Belt O.C. (In.)	Customer Pack
.125X10-83A	7794-0068	10.0	25
.125X10.5-83A	7794-0069	10.5	25
.125X11-83A	7794-0070	11.0	25
.125X11.5-83A	7794-0071	11.5	25
.125X12-83A	7794-0072	12.0	25
.125X12.5-83A	7794-0073	12.5	25
.125X13-83A	7794-0074	13.0	25
.125X13.5-83A	7794-0075	13.5	25
.125X14-83A	7794-0076	14.0	25
.125X14.5-83A	7794-0077	14.5	25
.125X15-83A	7794-0078	15.0	25
.125X15.5-83A	7794-0079	15.5	25
.125X16-83A	7794-0080	16.0	25
.125X16.5-83A	7794-0081	16.5	25
.125X17-83A	7794-0082	17.0	25
.125X17.5-83A	7794-0083	17.5	25
.125X18-83A	7794-0084	18.0	25
.125X18.5-83A	7794-0085	18.5	25
.125X19-83A	7794-0097	19.0	25
.125X19.5-83A	7794-0098	19.5	25
.125X20-83A	7794-0086	20.0	25

Part No.	Product No.	Belt O.C. (In.)	Customer Pack
.125X20.5-83A	7794-0087	20.5	25
.125X21-83A	7794-0088	21.0	25
.125X21.5-83A	7794-0089	21.5	25
.125X22-83A	7794-0090	22.0	25
.125X22.5-83A	7794-0091	22.5	25
.125X23-83A	7794-0092	23.0	25
.125X23.5-83A	7794-0093	23.5	25
.125X24-83A	7794-0094	24.0	25
.125X24.5-83A	7794-0095	24.5	25
.125X25-83A	7794-0096	25.0	25
.125X5-83A	7794-0058	5.0	25
.125X5.5-83A	7794-0059	5.5	25
.125X6-83A	7794-0060	6.0	25
.125X6.5-83A	7794-0061	6.5	25
.125X7-83A	7794-0062	7.0	25
.125X7.5-83A	7794-0063	7.5	25
.125X8-83A	7794-0064	8.0	25
.125X8.5-83A	7794-0065	8.5	25
.125X9-83A	7794-0066	9.0	25
.125X9.5-83A	7794-0067	9.5	25





## Urethane Round™ Belts

### Product No. Series 7794 (continued)

Pack quantity purchase required.

#### 5/32" Diameter

Part No.	Product No.	Belt O.C. (In.)	Customer Pack
.156X10-83A	7794-0107	10.0	20
.156X10.5-83A	7794-0108	10.5	20
.156X11-83A	7794-0109	11.0	20
.156X11.5-83A	7794-0110	11.5	20
.156X12-83A	7794-0111	12.0	20
.156X12.5-83A	7794-0112	12.5	20
.156X13-83A	7794-0113	13.0	20
.156X13.5-83A	7794-0114	13.5	20
.156X14-83A	7794-0115	14.0	20
.156X14.5-83A	7794-0116	14.5	20
.156X15-83A	7794-0117	15.0	20
.156X15.5-83A	7794-0118	15.5	20
.156X16-83A	7794-0119	16.0	20
.156X16.5-83A	7794-0120	16.5	20
.156X17-83A	7794-0121	17.0	20
.156X17.5-83A	7794-0122	17.5	20
.156X18-83A	7794-0123	18.0	20
.156X18.5-83A	7794-0124	18.5	20
.156X19-83A	7794-0125	19.0	20
.156X19.5-83A	7794-0126	19.5	20

Part No.	Product No.	Belt O.C. (In.)	Customer Pack
.156X20-83A	7794-0127	20.0	20
.156X20.5-83A	7794-0128	20.5	20
.156X21-83A	7794-0129	21.0	20
.156X21.5-83A	7794-0130	21.5	20
.156X22-83A	7794-0131	22.0	20
.156X22.5-83A	7794-0132	22.5	20
.156X23-83A	7794-0133	23.0	20
.156X23.5-83A	7794-0134	23.5	20
.156X24-83A	7794-0135	24.0	20
.156X24.5-83A	7794-0136	24.5	20
.156X25-83A	7794-0137	25.0	20
.156X6-83A	7794-0099	6.0	20
.156X6.5-83A	7794-0100	6.5	20
.156X7-83A	7794-0101	7.0	20
.156X7.5-83A	7794-0102	7.5	20
.156X8-83A	7794-0103	8.0	20
.156X8.5-83A	7794-0104	8.5	20
.156X9-83A	7794-0105	9.0	20
.156X9.5-83A	7794-0106	9.5	20





## Urethane Round™ Belts

### Product No. Series 7794 (continued)

Pack quantity purchase required.

#### 3/16" Diameter

Part No.	Product No.	Belt O.C. (In.)	Customer Pack
.1875X10-83A	7794-0145	10.0	25
.1875X10.5-83A	7794-0146	10.5	25
.1875X11-83A	7794-0147	11.0	25
.1875X11.5-83A	7794-0148	11.5	25
.1875X12-83A	7794-0149	12.0	25
.1875X12.5-83A	7794-0150	12.5	25
.1875X13-83A	7794-0151	13.0	25
.1875X13.5-83A	7794-0152	13.5	25
.1875X14-83A	7794-0153	14.0	25
.1875X14.5-83A	7794-0154	14.5	25
.1875X15-83A	7794-0155	15.0	25
.1875X15.5-83A	7794-0156	15.5	25
.1875X16-83A	7794-0157	16.0	20
.1875X16.5-83A	7794-0158	16.5	20
.1875X17-83A	7794-0159	17.0	20
.1875X17.5-83A	7794-0160	17.5	20
.1875X18-83A	7794-0161	18.0	20
.1875X18.5-83A	7794-0162	18.5	20
.1875X19-83A	7794-0163	19.0	20
.1875X19.5-83A	7794-0164	19.5	20
.1875X20-83A	7794-0165	20.0	25
.1875X20.5-83A	7794-0166	20.5	25
.1875X21-83A	7794-0167	21.0	20

Part No.	Product No.	Belt O.C. (In.)	Customer Pack
.1875X21.5-83A	7794-0168	21.5	20
.1875X22-83A	7794-0169	22.0	20
.1875X22.5-83A	7794-0170	22.5	20
.1875X23-83A	7794-0171	23.0	20
.1875X23.5-83A	7794-0172	23.5	20
.1875X24-83A	7794-0173	24.0	20
.1875X24.5-83A	7794-0174	24.5	20
.1875X25-83A	7794-0175	25.0	20
.1875X25.5-83A	7794-0176	25.5	20
.1875X27-83A	7794-0177	27.0	20
.1875X27.5-83A	7794-0178	27.5	20
.1875X28-83A	7794-0179	28.0	20
.1875X28.5-83A	7794-0180	28.5	20
.1875X29-83A	7794-0181	29.0	20
.1875X29.5-83A	7794-0182	9.5	20
.1875X30-83A	7794-0183	30.0	20
.1875X6.5-83A	7794-0138	6.5	25
.1875X7-83A	7794-0139	7.0	25
.1875X7.5-83A	7794-0140	7.5	25
.1875X8-83A	7794-0141	8.0	25
.1875X8.5-83A	7794-0142	8.5	25
.1875X9-83A	7794-0143	9.0	25
.1875X9.5-83A	7794-0144	9.5	25

Pack quantity purchase required.

#### 7/32" Diameter

Part No.	Product No.	Belt O.C. (In.)	Customer Pack
.210X10-83A	7794-0185	10.0	20
.210X10.5-83A	7794-0186	10.5	20
.210X11-83A	7794-0187	11.0	20
.210X11.5-83A	7794-0188	11.5	20
.210X12-83A	7794-0189	12.0	20
.210X12.5-83A	7794-0190	12.5	20
.210X13-83A	7794-0191	13.0	20
.210X13.5-83A	7794-0192	13.5	20
.210X14-83A	7794-0193	14.0	20
.210X14.5-83A	7794-0194	14.5	20
.210X15-83A	7794-0195	15.0	20
.210X15.5-83A	7794-0196	15.5	20
.210X16-83A	7794-0197	16.0	20
.210X16.5-83A	7794-0198	16.5	20
.210X17-83A	7794-0199	17.0	20
.210X17.5-83A	7794-0200	17.5	20
.210X18-83A	7794-0201	18.0	20

Part No.	Product No.	Belt O.C. (In.)	Customer Pack
.210X18.5-83A	7794-0202	18.5	20
.210X19-83A	7794-0203	19.0	20
.210X19.5-83A	7794-0204	19.5	20
.210X20-83A	7794-0205	20.0	20
.210X20.5-83A	7794-0206	20.5	20
.210X21-83A	7794-0207	21.0	20
.210X21.5-83A	7794-0208	21.5	20
.210X22-83A	7794-0209	22.0	20
.210X22.5-83A	7794-0210	22.5	20
.210X23-83A	7794-0211	23.0	20
.210X23.5-83A	7794-0212	23.5	20
.210X24-83A	7794-0213	24.0	20
.210X24.5-83A	7794-0214	24.5	20
.210X25-83A	7794-0215	25.0	20
.210X9.5-83A	7794-0184	9.5	20





# Urethane Round™ Belts

## Product No. Series 7794 (continued)

Pack quantity purchase required.

### 1/4" Diameter

Part No.	Product No.	Belt O.C. (In.)	Customer Pack
.250X10-83A	7794-0218	10.0	20
.250X10.5-83A	7794-0219	10.5	20
.250X11-83A	7794-0220	11.0	20
.250X11.5-83A	7794-0221	11.5	20
.250X12-83A	7794-0222	12.0	20
.250X12.5-83A	7794-0223	12.5	20
.250X13-83A	7794-0224	13.0	20
.250X13.5-83A	7794-0225	13.5	20
.250X14-83A	7794-0226	14.0	20
.250X14.5-83A	7794-0227	14.5	20
.250X15-83A	7794-0228	15.0	20
.250X15.5-83A	7794-0229	15.5	20
.250X16-83A	7794-0230	16.0	20
.250X16.5-83A	7794-0231	16.5	20
.250X17-83A	7794-0232	17.0	20
.250X17.5-83A	7794-0233	17.5	20
.250X18-83A	7794-0234	18.0	20
.250X18.5-83A	7794-0235	18.5	20
.250X19-83A	7794-0236	19.0	20
.250X19.5-83A	7794-0237	19.5	20

Part No.	Product No.	Belt O.C. (In.)	Customer Pack
.250X20-83A	7794-0238	20.0	20
.250X20.5-83A	7794-0239	20.5	20
.250X21-83A	7794-0240	21.0	20
.250X21.5-83A	7794-0241	21.5	20
.250X22-83A	7794-0242	22.0	20
.250X22.5-83A	7794-0243	22.5	20
.250X23-83A	7794-0244	23.0	20
.250X24-83A	7794-0245	24.0	20
.250X25-83A	7794-0246	25.0	20
.250X26-83A	7794-0247	26.0	20
.250X28-83A	7794-0248	28.0	20
.250X29-83A	7794-0249	29.0	20
.250X30-83A	7794-0250	30.0	20
.250X34-83A	7794-0251	34.0	20
.250X44-83A	7794-0252	44.0	20
.250X54-83A	7794-0253	54.0	20
.250X64-83A	7794-0254	64.0	20
.250X9-83A	7794-0216	9.0	20
.250X9.5-83A	7794-0217	9.5	20

Pack quantity purchase required.

### 5/16" Diameter

Part No.	Product No.	Belt O.C. (In.)	Customer Pack
.312X16-83A	7794-0255	16.0	20
.312X17-83A	7794-0256	17.0	20
.312X18-83A	7794-0257	18.0	20
.312X19-83A	7794-0258	19.0	20
.312X20-83A	7794-0259	20.0	20
.312X21-83A	7794-0260	21.0	20
.312X22-83A	7794-0261	22.0	20
.312X23-83A	7794-0262	23.0	20

Part No.	Product No.	Belt O.C. (In.)	Customer Pack
.312X24-83A	7794-0263	24.0	20
.312X25-83A	7794-0264	25.0	20
.312X26-83A	7794-0265	26.0	20
.312X27-83A	7794-0266	27.0	20
.312X28-83A	7794-0267	28.0	20
.312X29-83A	7794-0268	29.0	20
.312X30-83A	7794-0269	30.0	20

Pack quantity purchase required.

### 3/8" Diameter

Part No.	Product No.	Belt O.C. (In.)	Customer Pack
.375X20-83A	7794-0270	20.0	10
.375X21-83A	7794-0271	21.0	10
.375X22-83A	7794-0272	22.0	10
.375X23-83A	7794-0273	23.0	10
.375X24-83A	7794-0274	24.0	10
.375X25-83A	7794-0275	25.0	10
.375X26-83A	7794-0276	26.0	10
.375X27-83A	7794-0277	27.0	10

Part No.	Product No.	Belt O.C. (In.)	Customer Pack
.375X28-83A	7794-0278	28.0	10
.375X29-83A	7794-0279	29.0	10
.375X30-83A	7794-0280	30.0	10
.375X35-83A	7794-0281	35.0	10
.375X45-83A	7794-0282	45.0	10
.375X55-83A	7794-0283	55.0	10
.375X60-83A	7794-0284	60.0	10

SPECIALTY BELTS





## Urethane Round™ Belts

### Product No. Series 7794 (continued)

Pack quantity purchase required.

#### Connector Belts

Part No.	Product No.	Belt O.C. (In.)	Customer Pack
PC 9-1/2 83A	7794-0285	9.5	25
PC 9-3/4 83A	7794-0286	9.7	25
PC 10-1/2 83A	7794-0289	10.5	25
PC 10-1/4 83A	7794-0288	10.2	25
PC 10-3/4 83A	7794-0290	10.7	25
PC 11-1/2 83A	7794-0293	11.5	25
PC 11-1/4 83A	7794-0292	11.2	25
PC 11-3/4 83A	7794-0294	11.7	25
PC 12-1/2 83A	7794-0297	12.5	25
PC 12-1/4 83A	7794-0296	12.2	25
PC 12-3/4 83A	7794-0298	12.7	25
PC 13-1/2 83A	7794-0301	13.5	25

Part No.	Product No.	Belt O.C. (In.)	Customer Pack
PC 13-1/4 83A	7794-0300	13.2	25
PC 13-3/4 83A	7794-0302	13.7	25
PC 14-1/2 83A	7794-0305	14.5	25
PC 14-1/4 83A	7794-0304	14.2	25
PC 14-3/4 83A	7794-0306	14.7	25
PC 10 83A	7794-0287	10.0	25
PC 11 83A	7794-0291	11.0	25
PC 12 83A	7794-0295	12.0	25
PC 13 83A	7794-0299	13.0	25
PC 14 83A	7794-0303	14.0	25
PC 15 83A	7794-0307	15.0	25







# Truflex® V-Belts

LIGHT DUTY V-BELTS

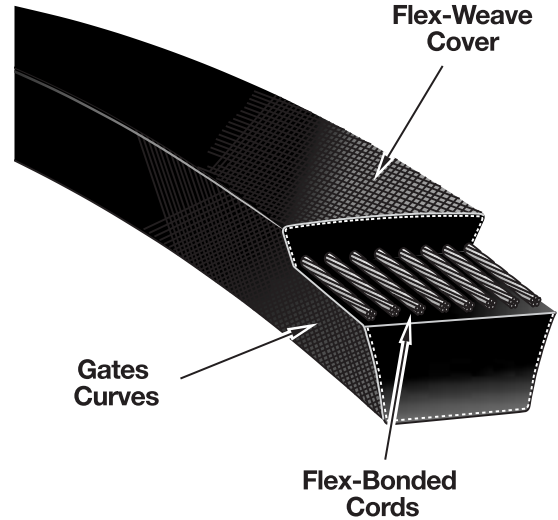
Truflex belts feature superior length stability for minimal take-up requirements.

## Markets/Applications

Suitable for all industrial light duty applications, usually using fractional horsepower (FHP) motors.

## Features/Advantages

- **Gates Curves** provide proper cord support and full contact with the sheave-groove for uniform loading, uniform wear, and increased belt life.
- **Flex-Bonded Cords** are strongly bonded to the body of the belt resulting in equal load distribution and the absorption of bending stress without cord deterioration.
- **The Flex-Weave® Cover** is a patented construction for longer cover life, providing extended protection to the core of the belt from oil, dirt, and heat.
- Meets RMA **oil and heat resistant** standards.
- Meets RMA **static conductivity** requirements.



## Recommended Sheaves

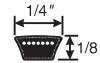
Light-Duty Sheaves-Bored-to-Size  
Light-Duty Sheaves-Variable Pitch  
Light-Duty Sheaves-Bushed

## Notes

Truflex belts are offered in cross sections 2L (0), 3L (1), 4L (2), 5L (3).

## Product No. Series 8400

### 0 or 2L Section



Part No.	Industry No.	Product No.	Belt O.C. (In.)	Wt. Ea. (Lbs.)	Customer Pack
0100	2L100	8400-0100	10.0	.01	1
0110	2L110	8400-0110	11.0	.01	1
0120	2L120	8400-0120	12.0	.02	1
0130	2L130	8400-0130	13.0	.02	1
0140	2L140	8400-0140	14.0	.02	1
0150	2L150	8400-0150	15.0	.02	1
0160	2L160	8400-0160	16.0	.02	1
0170	2L170	8400-0170	17.0	.02	1
0180	2L180	8400-0180	18.0	.02	1
0190	2L190	8400-0190	19.0	.02	1
0200	2L200	8400-0200	20.0	.03	1
0210	2L210	8400-0210	21.0	.03	1
0230	2L230	8400-0230	23.0	.03	1

Part No.	Industry No.	Product No.	Belt O.C. (In.)	Wt. Ea. (Lbs.)	Customer Pack
0240	2L240	8400-0240	24.0	.03	1
0250	2L250	8400-0250	25.0	.02	1
0260	2L260	8400-0260	26.0	.04	1
0270	2L270	8400-0270	27.0	.04	1
0280	2L280	8400-0280	28.0	.04	1
0290	2L290	8400-0290	29.0	.04	1
0310	2L310	8400-0310	31.0	.04	1
0340	2L340	8400-0340	34.0	.05	1
0350	2L350	8400-0350	35.0	.05	1
0360	2L360	8400-0360	36.0	.05	1
0380	2L380	8400-0380	38.0	.05	1
0460	2L460	8400-0460	46.0	.07	1

### 1 or 3L Section



Part No.	Industry No.	Product No.	Belt O.C. (In.)	Wt. Ea. (Lbs.)	Customer Pack
1110	3L110	8400-1110	11.0	.05	1
1120	3L120	8400-1120	12.0	.06	1
1130	3L130	8400-1130	13.0	.06	1
1140	3L140	8400-1140	14.0	.06	1
1150	3L150	8400-1150	15.0	.06	1
1160	3L160	8400-1160	16.0	.07	1
1170	3L170	8400-1170	17.0	.07	1
1180	3L180	8400-1180	18.0	.07	1
1190	3L190	8400-1190	19.0	.07	1
1200	3L200	8400-1200	20.0	.08	1
1210	3L210	8400-1210	21.0	.07	1

Part No.	Industry No.	Product No.	Belt O.C. (In.)	Wt. Ea. (Lbs.)	Customer Pack
1220	3L220	8400-1220	22.0	.08	1
1230	3L230	8400-1230	23.0	.08	1
1240	3L240	8400-1240	24.0	.10	1
1245	3L245	8400-1245	24.5	.09	1
1250	3L250	8400-1250	25.0	.09	1
1255	3L255	8400-1255	25.5	.09	1
1260	3L260	8400-1260	26.0	.09	1
1265	3L265	8400-1265	26.5	.09	1
1270	3L270	8400-1270	27.0	.09	1
1275	3L275	8400-1275	27.5	.09	1
1280	3L280	8400-1280	28.0	.09	1





# Truflex® V-Belts

LIGHT DUTY V-BELTS

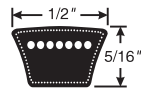
## Product No. Series 8400 (continued)

### 1 or 3L Section (continued)

Part No.	Industry No.	Product No.	Belt O.C. (In.)	Wt. Ea. (Lbs.)	Customer Pack
1285	3L285	8400-1285	28.5	.10	1
1290	3L290	8400-1290	29.0	.10	1
1293	3L293	8400-1293	29.2	.10	1
1300	3L300	8400-1300	30.0	.10	1
1310	3L310	8400-1310	31.0	.10	1
1320	3L320	8400-1320	32.0	.12	1
1330	3L330	8400-1330	33.0	.12	1
1340	3L340	8400-1340	34.0	.11	1
1345	3L345	8400-1345	34.2	.11	1
1350	3L350	8400-1350	35.0	.11	1
1360	3L360	8400-1360	36.0	.12	1
1370	3L370	8400-1370	37.0	.12	1
1380	3L380	8400-1380	38.0	.12	1
1390	3L390	8400-1390	39.0	.12	1
1400	3L400	8400-1400	40.0	.13	1
1410	3L410	8400-1410	41.0	.13	1
1415	3L415	8400-1415	41.5	.13	1
1420	3L420	8400-1420	42.0	.13	1
1430	3L430	8400-1430	43.0	.13	1
1440	3L440	8400-1440	44.0	.14	1
1450	3L450	8400-1450	45.0	.14	1
1460	3L460	8400-1460	46.0	.14	1
1470	3L470	8400-1470	47.0	.14	1
1480	3L480	8400-1480	48.0	.15	1
1490	3L490	8400-1490	49.0	.15	1

Part No.	Industry No.	Product No.	Belt O.C. (In.)	Wt. Ea. (Lbs.)	Customer Pack
1500	3L500	8400-1500	50.0	.15	1
1510	3L510	8400-1510	51.0	.15	1
1520	3L520	8400-1520	52.0	.15	1
1530	3L530	8400-1530	53.0	.16	1
1540	3L540	8400-1540	54.0	.16	1
1550	3L550	8400-1550	55.0	.16	1
1560	3L560	8400-1560	56.0	.16	1
1570	3L570	8400-1570	57.0	.17	1
1580	3L580	8400-1580	58.0	.17	1
1590	3L590	8400-1590	59.0	.17	1
1600	3L600	8400-1600	60.0	.17	1
1610	3L610	8400-1610	61.0	.18	1
1620	3L620	8400-1620	62.0	.18	1
1630	3L630	8400-1630	63.0	.18	1
1640	3L640	8400-1640	64.0	.18	1
1650	3L650	8400-1650	65.0	.19	1
1660	3L660	8400-1660	66.0	.19	1
1670	3L670	8400-1670	67.0	.19	1
1675	3L675	8400-1675	67.5	.19	1
1680	3L680	8400-1680	68.0	.19	1
1690	3L690	8400-1690	69.0	.20	1
1700	3L700	8400-1700	70.0	.20	1
1710	3L710	8400-1710	71.0	.20	1
1730	3L730	8400-1730	73.0	.21	1
1740	3L740	8400-1740	74.0	.21	1

### 2 or 4L Section



Part No.	Industry No.	Product No.	Belt O.C. (In.)	Wt. Ea. (Lbs.)	Customer Pack
2150	4L150	8400-2150	15.0	.08	1
2160	4L160	8400-2160	16.0	.07	1
2170	4L170	8400-2170	17.0	.10	1
2180	4L180	8400-2180	18.0	.10	1
2188	4L188	8400-2188	18.7	.10	1
2190	4L190	8400-2190	19.0	.11	1
2200	4L200	8400-2200	20.0	.11	1
2210	4L210	8400-2210	21.0	.11	1
2215	4L215	8400-2215	21.5	.11	1
2220	4L220	8400-2220	22.0	.12	1
2230	4L230	8400-2230	23.0	.12	1
2235	4L235	8400-2235	23.5	.10	1
2240	4L240	8400-2240	24.0	.12	1
2250	4L250	8400-2250	25.0	.13	1
2255	4L255	8400-2255	25.5	.14	1
2260	4L260	8400-2260	26.0	.14	1
2270	4L270	8400-2270	27.0	.15	1
2275	4L275	8400-2275	27.5	.15	1
2280	4L280	8400-2280	28.0	.15	1
2285	4L285	8400-2285	28.5	.15	1
2290	4L290	8400-2290	29.0	.15	1
2295	4L295	8400-2295	29.5	.16	1
2300	4L300	8400-2300	30.0	.16	1
2310	4L310	8400-2310	31.0	.16	1
2318	4L318	8400-2318	31.7	.17	1
2320	4L320	8400-2320	32.0	.17	1
2328	4L328	8400-2328	32.7	.18	1
2330	4L330	8400-2330	33.0	.18	1
2333	4L333	8400-2333	33.2	.18	1

Part No.	Industry No.	Product No.	Belt O.C. (In.)	Wt. Ea. (Lbs.)	Customer Pack
2338	4L338	8400-2338	33.7	.18	1
2340	4L340	8400-2340	34.0	.19	1
2346	4L346	8400-2346	34.5	.19	1
2350	4L350	8400-2350	35.0	.19	1
2360	4L360	8400-2360	36.0	.20	1
2370	4L370	8400-2370	37.0	.20	1
2380	4L380	8400-2380	38.0	.20	1
2390	4L390	8400-2390	39.0	.21	1
2400	4L400	8400-2400	40.0	.21	1
2405	4L405	8400-2405	40.5	.21	1
2410	4L410	8400-2410	41.0	.22	1
2420	4L420	8400-2420	42.0	.22	1
2430	4L430	8400-2430	43.0	.23	1
2440	4L440	8400-2440	44.0	.23	1
2450	4L450	8400-2450	45.0	.24	1
2460	4L460	8400-2460	46.0	.24	1
2470	4L470	8400-2470	47.0	.25	1
2475	4L475	8400-2475	47.5	.25	1
2480	4L480	8400-2480	48.0	.25	1
2490	4L490	8400-2490	49.0	.26	1
2500	4L500	8400-2500	50.0	.26	1
2510	4L510	8400-2510	51.0	.27	1
2520	4L520	8400-2520	52.0	.28	1
2530	4L530	8400-2530	53.0	.28	1
2540	4L540	8400-2540	54.0	.29	1
2550	4L550	8400-2550	55.0	.30	1
2560	4L560	8400-2560	56.0	.30	1
2570	4L570	8400-2570	57.0	.30	1
2580	4L580	8400-2580	58.0	.31	1





**Truflex® V-Belts**

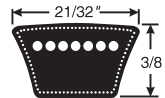
LIGHT DUTY V-BELTS

**Product No. Series 8400 (continued)**

**2 or 4L Section (continued)**

Part No.	Industry No.	Product No.	Belt O.C. (In.)	Wt. Ea. (Lbs.)	Customer Pack
2590	4L590	8400-2590	59.0	.31	1
2600	4L600	8400-2600	60.0	.32	1
2610	4L610	8400-2610	61.0	.33	1
2620	4L620	8400-2620	62.0	.33	1
2630	4L630	8400-2630	63.0	.34	1
2640	4L640	8400-2640	64.0	.34	1
2650	4L650	8400-2650	65.0	.35	1
2660	4L660	8400-2660	66.0	.35	1
2670	4L670	8400-2670	67.0	.36	1
2680	4L680	8400-2680	68.0	.36	1
2690	4L690	8400-2690	69.0	.37	1
2700	4L700	8400-2700	70.0	.37	1
2710	4L710	8400-2710	71.0	.38	1
2720	4L720	8400-2720	72.0	.39	1
2730	4L730	8400-2730	73.0	.39	1
2740	4L740	8400-2740	74.0	.40	1
2750	4L750	8400-2750	75.0	.40	1
2760	4L760	8400-2760	76.0	.41	1
2770	4L770	8400-2770	77.0	.41	1
2780	4L780	8400-2780	78.0	.42	1
2790	4L790	8400-2790	79.0	.42	1

Part No.	Industry No.	Product No.	Belt O.C. (In.)	Wt. Ea. (Lbs.)	Customer Pack
2800	4L800	8400-2800	80.0	.43	1
2810	4L810	8400-2810	81.0	.44	1
2820	4L820	8400-2820	82.0	.44	1
2830	4L830	8400-2830	83.0	.45	1
2840	4L840	8400-2840	84.0	.45	1
2850	4L850	8400-2850	85.0	.46	1
2860	4L860	8400-2860	86.0	.46	1
2870	4L870	8400-2870	87.0	.47	1
2880	4L880	8400-2880	88.0	.47	1
2890	4L890	8400-2890	89.0	.48	1
2900	4L900	8400-2900	90.0	.48	1
2910	4L910	8400-2910	91.0	.49	1
2920	4L920	8400-2920	92.0	.50	1
2930	4L930	8400-2930	93.0	.50	1
2940	4L940	8400-2940	94.0	.50	1
2950	4L950	8400-2950	95.0	.51	1
2960	4L960	8400-2960	96.0	.51	1
2970	4L970	8400-2970	97.0	.52	1
2980	4L980	8400-2980	98.0	.53	1
2990	4L990	8400-2990	99.0	.53	1
21000	4L1000	8400-2100	100.0	.54	1



**3 or 5L Section**

Part No.	Industry No.	Product No.	Belt O.C. (In.)	Wt. Ea. (Lbs.)	Customer Pack
3230	5L230	8400-3230	23.0	.20	1
3240	5L240	8400-3240	24.0	.22	1
3250	5L250	8400-3250	25.0	.22	1
3260	5L260	8400-3260	26.0	.23	1
3265	5L265	8400-3265	26.5	.23	1
3270	5L270	8400-3270	27.0	.24	1
3280	5L280	8400-3280	28.0	.25	1
3290	5L290	8400-3290	29.0	.25	1
3300	5L300	8400-3300	30.0	.26	1
3310	5L310	8400-3310	31.0	.27	1
3320	5L320	8400-3320	32.0	.28	1
3330	5L330	8400-3330	33.0	.29	1
3340	5L340	8400-3340	34.0	.30	1
3350	5L350	8400-3350	35.0	.30	1
3355	5L355	8400-3355	35.5	.31	1
3360	5L360	8400-3360	36.0	.31	1
3370	5L370	8400-3370	37.0	.32	1
3380	5L380	8400-3380	38.0	.33	1
3390	5L390	8400-3390	39.0	.34	1
3400	5L400	8400-3400	40.0	.35	1
3410	5L410	8400-3410	41.0	.35	1
3420	5L420	8400-3420	42.0	.36	1
3430	5L430	8400-3430	43.0	.37	1
3440	5L440	8400-3440	44.0	.38	1
3450	5L450	8400-3450	45.0	.39	1
3460	5L460	8400-3460	46.0	.40	1
3470	5L470	8400-3470	47.0	.40	1
3480	5L480	8400-3480	48.0	.41	1
3490	5L490	8400-3490	49.0	.42	1
3500	5L500	8400-3500	50.0	.43	1
3510	5L510	8400-3510	51.0	.44	1
3520	5L520	8400-3520	52.0	.45	1

Part No.	Industry No.	Product No.	Belt O.C. (In.)	Wt. Ea. (Lbs.)	Customer Pack
3530	5L530	8400-3530	53.0	.45	1
3540	5L540	8400-3540	54.0	.46	1
3550	5L550	8400-3550	55.0	.47	1
3560	5L560	8400-3560	56.0	.48	1
3570	5L570	8400-3570	57.0	.49	1
3580	5L580	8400-3580	58.0	.49	1
3590	5L590	8400-3590	59.0	.50	1
3600	5L600	8400-3600	60.0	.51	1
3610	5L610	8400-3610	61.0	.52	1
3620	5L620	8400-3620	62.0	.53	1
3630	5L630	8400-3630	63.0	.54	1
3640	5L640	8400-3640	64.0	.55	1
3650	5L650	8400-3650	65.0	.55	1
3660	5L660	8400-3660	66.0	.56	1
3670	5L670	8400-3670	67.0	.57	1
3680	5L680	8400-3680	68.0	.58	1
3690	5L690	8400-3690	69.0	.59	1
3700	5L700	8400-3700	70.0	.60	1
3710	5L710	8400-3710	71.0	.60	1
3720	5L720	8400-3720	72.0	.61	1
3730	5L730	8400-3730	73.0	.62	1
3740	5L740	8400-3740	74.0	.62	1
3750	5L750	8400-3750	75.0	.63	1
3760	5L760	8400-3760	76.0	.64	1
3770	5L770	8400-3770	77.0	.65	1
3780	5L780	8400-3780	78.0	.66	1
3790	5L790	8400-3790	79.0	.67	1
3800	5L800	8400-3800	80.0	.67	1
3810	5L810	8400-3810	81.0	.68	1
3820	5L820	8400-3820	82.0	.69	1
3830	5L830	8400-3830	83.0	.70	1
3840	5L840	8400-3840	84.0	.71	1





## Truflex® V-Belts

LIGHT DUTY V-BELTS

### Product No. Series 8400 (continued)

#### 3 or 5L Section (continued)

Part No.	Industry No.	Product No.	Belt O.C. (In.)	Wt. Ea. (Lbs.)	Customer Pack
3850	5L850	8400-3850	85.0	.72	1
3860	5L860	8400-3860	86.0	.73	1
3870	5L870	8400-3870	87.0	.73	1
3880	5L880	8400-3880	88.0	.74	1
3890	5L890	8400-3890	89.0	.75	1
3900	5L900	8400-3900	90.0	.76	1
3910	5L910	8400-3910	91.0	.77	1
3920	5L920	8400-3920	92.0	.78	1

Part No.	Industry No.	Product No.	Belt O.C. (In.)	Wt. Ea. (Lbs.)	Customer Pack
3930	5L930	8400-3930	93.0	.78	1
3940	5L940	8400-3940	94.0	.79	1
3950	5L950	8400-3950	95.0	.80	1
3960	5L960	8400-3960	96.0	.81	1
3970	5L970	8400-3970	97.0	.81	1
3980	5L980	8400-3980	98.0	.82	1
3990	5L990	8400-3990	99.0	.83	1
3999	5L1000	8400-3100	100.0	.84	1





## PowerRated® V-Belts

LIGHT DUTY V-BELTS

These green belts are an alternative to conventional light-duty belts, with high performance construction delivering more horsepower, less stretch and providing longer service life.

### Markets/Applications

PowerRated belts are suitable for outdoor power equipment, appliances and industrial applications where FHP belts are typically used.

### Features/Advantages

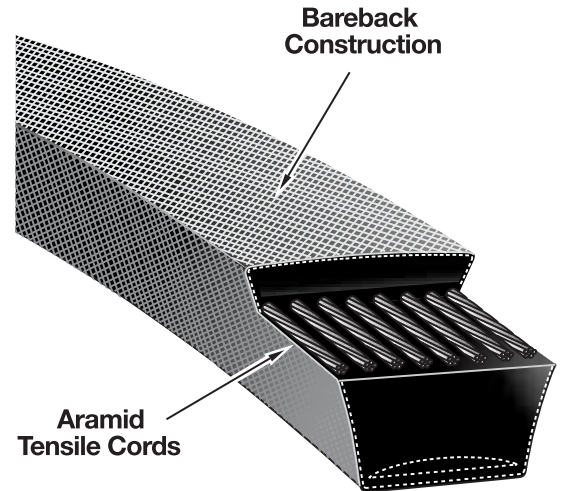
- **Bareback construction** for smooth clutching on shock loaded, backside-idler driven equipment.
- **Aramid Tensile Cords** combine limited stretch with extraordinary strength and durability.
- Meets RMA **oil and heat resistant** standards.

### Recommended Sheaves

Light-Duty Sheaves-Bored-to-Size  
Light-Duty Sheaves-Variable Pitch  
Light-Duty Sheaves-Bushed

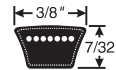
### Notes

PowerRated belts do not meet RMA requirements for static conductivity.



Industry Designation	Gates Truflex® Section	PowerRated Section
3L	1	67 (3/8" T.W.)
4L	2	68 (1/2" T.W.)
5L	3	69 (21/32" T.W.)

## Product No. Series 8423



### 1 or 3L Section

Part No.	Industry No.	Product No.	Belt O.C. (In.)	Wt. Ea. (Lbs.)	Customer Pack
6716	3L160K	8423-6716	16.0	.06	1
6717	3L170K	8423-6717	17.0	.07	1
6718	3L180K	8423-6718	18.0	.08	1
6719	3L190K	8423-6719	19.0	.08	1
6720	3L200K	8423-6720	20.0	.08	1
6721	3L210K	8423-6721	21.0	.15	1
6722	3L220K	8423-6722	22.0	.10	1
6723	3L230K	8423-6723	23.0	.07	1
6724	3L240K	8423-6724	24.0	.09	1
6725	3L250K	8423-6725	25.0	.09	1
6726	3L260K	8423-6726	26.0	.10	1
6727	3L270K	8423-6727	27.0	.10	1
6728	3L280K	8423-6728	28.0	.10	1
6729	3L290K	8423-6729	29.0	.10	1
6730	3L300K	8423-6730	30.0	.11	1
6731	3L310K	8423-6731	31.0	.11	1
6732	3L320K	8423-6732	32.0	.11	1
6733	3L330K	8423-6733	33.0	.11	1
6734	3L340K	8423-6734	34.0	.12	1
6735	3L350K	8423-6735	35.0	.12	1
6736	3L360K	8423-6736	36.0	.12	1
6737	3L370K	8423-6737	37.0	.13	1
6738	3L380K	8423-6738	38.0	.13	1
6739	3L390K	8423-6739	39.0	.14	1
6740	3L400K	8423-6740	40.0	.14	1
6741	3L410K	8423-6741	41.0	.14	1
6742	3L420K	8423-6742	42.0	.15	1
6743	3L430K	8423-6743	43.0	.15	1
6744	3L440K	8423-6744	44.0	.15	1
6745	3L450K	8423-6745	45.0	.16	1

Part No.	Industry No.	Product No.	Belt O.C. (In.)	Wt. Ea. (Lbs.)	Customer Pack
6746	3L460K	8423-6746	46.0	.16	1
6747	3L470K	8423-6747	47.0	.16	1
6748	3L480K	8423-6748	48.0	.17	1
6749	3L490K	8423-6749	49.0	.17	1
6750	3L500K	8423-6750	50.0	.17	1
6751	3L510K	8423-6751	51.0	.18	1
6752	3L520K	8423-6752	52.0	.18	1
6753	3L530K	8423-6753	53.0	.18	1
6754	3L540K	8423-6754	54.0	.19	1
6755	3L550K	8423-6755	55.0	.19	1
6756	3L560K	8423-6756	56.0	.19	1
6757	3L570K	8423-6757	57.0	.20	1
6758	3L580K	8423-6758	58.0	.20	1
6759	3L590K	8423-6759	59.0	.20	1
6760	3L600K	8423-6760	60.0	.21	1
6761	3L610K	8423-6761	61.0	.21	1
6762	3L620K	8423-6762	62.0	.22	1
6763	3L630K	8423-6763	63.0	.22	1
6764	3L640K	8423-6764	64.0	.22	1
6765	3L650K	8423-6765	65.0	.23	1
6766	3L660K	8423-6766	66.0	.23	1
6774	3L740K	8423-6774	74.0	.26	1



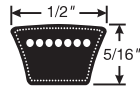


# PowerRated® V-Belts

LIGHT DUTY V-BELTS

## Product No. Series 8423 (continued)

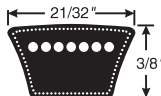
### 2 or 4L Section



Part No.	Industry No.	Product No.	Belt O.C. (In.)	Wt. Ea. (Lbs.)	Customer Pack
6817	4L170K	8423-6817	17.0	.11	1
6818	4L180K	8423-6818	18.0	.11	1
6819	4L190K	8423-6819	19.0	.12	1
6820	4L200K	8423-6820	20.0	.10	1
6821	4L210K	8423-6821	21.0	.10	1
6822	4L220K	8423-6822	22.0	.13	1
6823	4L230K	8423-6823	23.0	.15	1
6824	4L240K	8423-6824	24.0	.15	1
6825	4L250K	8423-6825	25.0	.15	1
6826	4L260K	8423-6826	26.0	.16	1
6827	4L270K	8423-6827	27.0	.17	1
6828	4L280K	8423-6828	28.0	.17	1
6829	4L290K	8423-6829	29.0	.18	1
6830	4L300K	8423-6830	30.0	.18	1
6831	4L310K	8423-6831	31.0	.19	1
6832	4L320K	8423-6832	32.0	.20	1
6833	4L330K	8423-6833	33.0	.20	1
6834	4L340K	8423-6834	34.0	.21	1
6835	4L350K	8423-6835	35.0	.21	1
6836	4L360K	8423-6836	36.0	.22	1
6837	4L370K	8423-6837	37.0	.22	1
6838	4L380K	8423-6838	38.0	.23	1
6839	4L390K	8423-6839	39.0	.24	1
6840	4L400K	8423-6840	40.0	.24	1
6841	4L410K	8423-6841	41.0	.25	1
6842	4L420K	8423-6842	42.0	.25	1
6843	4L430K	8423-6843	43.0	.26	1
6844	4L440K	8423-6844	44.0	.27	1
6845	4L450K	8423-6845	45.0	.28	1
6846	4L460K	8423-6846	46.0	.28	1
6847	4L470K	8423-6847	47.0	.29	1
6848	4L480K	8423-6848	48.0	.29	1
6849	4L490K	8423-6849	49.0	.30	1
6850	4L500K	8423-6850	50.0	.30	1
6851	4L510K	8423-6851	51.0	.31	1
6852	4L520K	8423-6852	52.0	.32	1
6853	4L530K	8423-6853	53.0	.32	1
6854	4L540K	8423-6854	54.0	.33	1
6855	4L550K	8423-6855	55.0	.33	1
6856	4L560K	8423-6856	56.0	.34	1
6857	4L570K	8423-6857	57.0	.35	1
6858	4L580K	8423-6858	58.0	.35	1
6859	4L590K	8423-6859	59.0	.36	1
6860	4L600K	8423-6860	60.0	.36	1

Part No.	Industry No.	Product No.	Belt O.C. (In.)	Wt. Ea. (Lbs.)	Customer Pack
6861	4L610K	8423-6861	61.0	.37	1
6862	4L620K	8423-6862	62.0	.38	1
6863	4L630K	8423-6863	63.0	.38	1
6864	4L640K	8423-6864	64.0	.39	1
6865	4L650K	8423-6865	65.0	.39	1
6866	4L660K	8423-6866	66.0	.40	1
6867	4L670K	8423-6867	67.0	.40	1
6868	4L680K	8423-6868	68.0	.41	1
6869	4L690K	8423-6869	69.0	.42	1
6870	4L700K	8423-6870	70.0	.43	1
6871	4L710K	8423-6871	71.0	.43	1
6872	4L720K	8423-6872	72.0	.44	1
6873	4L730K	8423-6873	73.0	.45	1
6874	4L740K	8423-6874	74.0	.45	1
6875	4L750K	8423-6875	75.0	.46	1
6876	4L760K	8423-6876	76.0	.45	1
6877	4L770K	8423-6877	77.0	.47	1
6878	4L780K	8423-6878	78.0	.47	1
6879	4L790K	8423-6879	79.0	.48	1
6880	4L800K	8423-6880	80.0	.48	1
6881	4L810K	8423-6881	81.0	.49	1
6882	4L820K	8423-6882	82.0	.50	1
6883	4L830K	8423-6883	83.0	.50	1
6884	4L840K	8423-6884	84.0	.51	1
6885	4L850K	8423-6885	85.0	.51	1
6886	4L860K	8423-6886	86.0	.52	1
6887	4L870K	8423-6887	87.0	.53	1
6888	4L880K	8423-6888	88.0	.53	1
6889	4L890K	8423-6889	89.0	.54	1
6890	4L900K	8423-6890	90.0	.55	1
6891	4L910K	8423-6891	91.0	.55	1
6892	4L920K	8423-6892	92.0	.56	1
6893	4L930K	8423-6893	93.0	.56	1
6894	4L940K	8423-6894	94.0	.57	1
6895	4L950K	8423-6895	95.0	.58	1
6896	4L960K	8423-6896	96.0	.58	1
6897	4L970K	8423-6897	97.0	.59	1
6898	4L980K	8423-6898	98.0	.59	1
6899	4L990K	8423-6899	99.0	.60	1
68100	4L1000K	8423-8100	100.0	.65	1
68105	4L1050K	8423-8105	105.0	.70	1
68107	4L1070K	8423-8107	107.0	.70	1
68117	4L1170K	8423-8117	117.0	.75	1

### 3 or 5L Section



Part No.	Industry No.	Product No.	Belt O.C. (In.)	Wt. Ea. (Lbs.)	Customer Pack
6923	5L230K	8423-6923	23.0	.20	1
6924	5L240K	8423-6924	24.0	.23	1
6925	5L250K	8423-6925	25.0	.24	1
6926	5L260K	8423-6926	26.0	.25	1
6927	5L270K	8423-6927	27.0	.26	1
6928	5L280K	8423-6928	28.0	.27	1
6929	5L290K	8423-6929	29.0	.28	1

Part No.	Industry No.	Product No.	Belt O.C. (In.)	Wt. Ea. (Lbs.)	Customer Pack
6930	5L300K	8423-6930	30.0	.29	1
6931	5L310K	8423-6931	31.0	.30	1
6932	5L320K	8423-6932	32.0	.31	1
6933	5L330K	8423-6933	33.0	.32	1
6934	5L340K	8423-6934	34.0	.33	1
6935	5L350K	8423-6935	35.0	.34	1
6936	5L360K	8423-6936	36.0	.35	1





**PowerRated® V-Belts**

LIGHT DUTY V-BELTS

**Product No. Series 8423 (continued)**

**3 or 5L Section (continued)**

Part No.	Industry No.	Product No.	Belt O.C. (In.)	Wt. Ea. (Lbs.)	Customer Pack
6937	5L370K	8423-6937	37.0	.36	1
6938	5L380K	8423-6938	38.0	.36	1
6939	5L390K	8423-6939	39.0	.37	1
6940	5L400K	8423-6940	40.0	.38	1
6941	5L410K	8423-6941	41.0	.39	1
6942	5L420K	8423-6942	42.0	.40	1
6943	5L430K	8423-6943	43.0	.41	1
6944	5L440K	8423-6944	44.0	.42	1
6945	5L450K	8423-6945	45.0	.43	1
6946	5L460K	8423-6946	46.0	.44	1
6947	5L470K	8423-6947	47.0	.45	1
6948	5L480K	8423-6948	48.0	.46	1
6949	5L490K	8423-6949	49.0	.47	1
6950	5L500K	8423-6950	50.0	.48	1
6951	5L510K	8423-6951	51.0	.49	1
6952	5L520K	8423-6952	52.0	.50	1
6953	5L530K	8423-6953	53.0	.51	1
6954	5L540K	8423-6954	54.0	.51	1
6955	5L550K	8423-6955	55.0	.52	1
6956	5L560K	8423-6956	56.0	.54	1
6957	5L570K	8423-6957	57.0	.55	1
6958	5L580K	8423-6958	58.0	.55	1
6959	5L590K	8423-6959	59.0	.56	1
6960	5L600K	8423-6960	60.0	.57	1
6961	5L610K	8423-6961	61.0	.58	1
6962	5L620K	8423-6962	62.0	.59	1
6963	5L630K	8423-6963	63.0	.60	1
6964	5L640K	8423-6964	64.0	.61	1
6965	5L650K	8423-6965	65.0	.62	1
6966	5L660K	8423-6966	66.0	.62	1
6967	5L670K	8423-6967	67.0	.63	1
6968	5L680K	8423-6968	68.0	.65	1

Part No.	Industry No.	Product No.	Belt O.C. (In.)	Wt. Ea. (Lbs.)	Customer Pack
6969	5L690K	8423-6969	69.0	.66	1
6970	5L700K	8423-6970	70.0	.67	1
6971	5L710K	8423-6971	71.0	.68	1
6972	5L720K	8423-6972	72.0	.68	1
6973	5L730K	8423-6973	73.0	.70	1
6974	5L740K	8423-6974	74.0	.75	1
6975	5L750K	8423-6975	75.0	.71	1
6976	5L760K	8423-6976	76.0	.72	1
6977	5L770K	8423-6977	77.0	.73	1
6978	5L780K	8423-6978	78.0	.74	1
6979	5L790K	8423-6979	79.0	.75	1
6980	5L800K	8423-6980	80.0	.76	1
6981	5L810K	8423-6981	81.0	.77	1
6982	5L820K	8423-6982	82.0	.78	1
6983	5L830K	8423-6983	83.0	.79	1
6984	5L840K	8423-6984	84.0	.80	1
6985	5L850K	8423-6985	85.0	.81	1
6986	5L860K	8423-6986	86.0	.82	1
6987	5L870K	8423-6987	87.0	.83	1
6988	5L880K	8423-6988	88.0	.84	1
6989	5L890K	8423-6989	89.0	.85	1
6990	5L900K	8423-6990	90.0	.85	1
6991	5L910K	8423-6991	91.0	.86	1
6992	5L920K	8423-6992	92.0	.87	1
6993	5L930K	8423-6993	93.0	.88	1
6994	5L940K	8423-6994	94.0	.89	1
6995	5L950K	8423-6995	95.0	.90	1
6996	5L960K	8423-6996	96.0	.91	1
6997	5L970K	8423-6997	97.0	.92	1
6998	5L980K	8423-6998	98.0	.93	1
6999	5L990K	8423-6999	99.0	.94	1
69100	5L1000K	8423-9100	100.0	.90	1





## BladeRunner® Belts

LIGHT DUTY V-BELTS

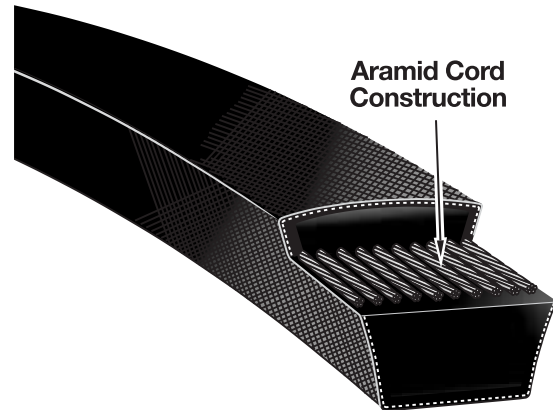
BladeRunner belts are engineered and built to exactly match the composition, construction and fit of the most popular lawn and garden brand names.

### Markets/Applications

BladeRunner belts are specifically designed for use on lawn and garden equipment.

### Features/Advantages

- Exact OEM fit and construction means more value and longer life.
- Built to withstand the rigorous start and stop operation of lawn and garden equipment.
- **Aramid cord construction** is utilized in many cases, providing longer service life during frequent and service shock loads.



Part No.	Product No.	Part No.	Product No.	Part No.	Product No.	Part No.	Product No.
6400BR	9200-56400	6454BR	8580-56454	6513BR	8580-56513	6565BR	8580-56565
6401BR	9200-56401	6455BR	9240-56455	6514BR	8510-16514	6566BR	9226-56566
6402BR	8580-56402	6456BR	9240-56456	6515BR	8580-56515	6567BR	9226-56567
6405BR	8580-56405	6457BR	8580-56457	6517BR	8580-56517	6568BR	9226-56568
6406BR	8580-56406	6458BR	9238-56458	6518BR	8580-56518	6569BR	9226-56569
6407BR	9238-56407	6459BR	8580-56459	6519BR	8580-56519	6570BR	9240-56570
6408BR	8580-56408	6460BR	8580-56460	6520BR	8580-56520	6571BR	9240-56571
6409BR	9240-56409	6462BR	8580-56462	6521BR	8580-56521	6572BR	8580-56572
6411BR	8580-56411	6463BR	9238-56463	6523BR	8580-56523	6573BR	8580-56573
6412BR	9200-56412	6464BR	8580-56464	6524BR	8580-56524	6574BR	9227-56574
6413BR	8075-13313	6466BR	9286-46466	6525BR	8580-56525	6575BR	8580-56575
6414BR	8580-56414	6467BR	8580-56467	6526BR	8580-56526	6576BR	8580-56576
6415BR	8580-56415	6469BR	8580-56469	6527BR	8580-56527	6577BR	9238-56577
6416BR	8580-56416	6470BR	9286-46470	6528BR	9227-56528	6578BR	9238-56578
6417BR	8580-56417	6471BR	9240-56471	6529BR	8580-56529	6579BR	9240-56579
6418BR	9226-56418	6472BR	9212-46472	6530BR	8580-56530	6580BR	8552-56580
6419BR	8580-56419	6473BR	8580-56473	6531BR	8580-56531	6581BR	9227-56581
6422BR	8580-56422	6474BR	8580-56474	6532BR	8580-56532	6582BR	8580-56582
6423BR	9212-46423	6475BR	8580-56475	6533BR	8580-56533	6583BR	8580-56583
6424BR	8580-56424	6476BR	8510-16476	6534BR	8227-6534	6584BR	8580-56584
6425BR	8580-56425	6477BR	8580-56477	6536BR	8580-56536	6586BR	9291-46586
6426BR	8580-56426	6478BR	8580-56478	6537BR	8580-56537	6588BR	8580-56588
6427BR	8580-56427	6480BR	8580-56480	6538BR	9286-46538	6589BR	9227-56589
6428BR	8580-56428	6481BR	9224-66481	6539BR	9286-46539	6590BR	8580-56590
6429BR	9212-46429	6482BR	9227-56482	6540BR	8580-56540	6591BR	8580-56591
6431BR	8580-56431	6484BR	9227-56484	6542BR	8129-56542	6592BR	8580-56592
6432BR	8580-56432	6485BR	9226-56485	6543BR	8170-56543	6593BR	9291-46593
6433BR	9213-46433	6486BR	9226-56486	6544BR	9012-56544	6596BR	9227-56596
6434BR	9238-56434	6487BR	9212-46487	6545BR	9200-56545	6597BR	9227-56597
6435BR	9213-46435	6488BR	8510-16488	6546BR	8580-56546	6598BR	9227-56598
6436BR	9286-46436	6490BR	8580-56490	6547BR	8580-56547	6599BR	9227-56599
6437BR	9286-46437	6491BR	8580-56491	6548BR	8580-56548	6601BR	8510-16601
6438BR	8580-56438	6492BR	8580-56492	6549BR	8580-56549	6603BR	8510-16603
6439BR	8580-56439	6494BR	8580-56494	6550BR	8580-56550	6604BR	8580-56604
6440BR	9286-46440	6495BR	8580-56495	6551BR	8580-56551	6605BR	8580-56605
6441BR	9212-46441	6498BR	8580-56498	6552BR	9227-56552	6606BR	8580-56606
6442BR	9286-46442	6499BR	8580-56499	6553BR	9227-56553	6608BR	8580-56608
6443BR	8580-56443	6500BR	8580-56500	6554BR	8580-56554	6609BR	8580-56609
6444BR	8580-56444	6501BR	8580-56501	6555BR	8580-56555	6610BR	8580-56610
6446BR	9200-56446	6502BR	8580-56502	6556BR	8580-56556	6611BR	8580-56611
6447BR	8580-56447	6503BR	8580-56503	6557BR	8580-56557	6612BR	8580-56612
6448BR	8580-56448	6504BR	8580-56504	6558BR	8580-56558	6613BR	8580-56613
6449BR	8580-56449	6506BR	8580-56506	6559BR	8580-56559	6614BR	9220-56614
6450BR	8580-56450	6508BR	8510-16508	6561BR	8580-56561	6615BR	9220-56615
6451BR	8580-56451	6509BR	8580-56509	6562BR	8580-56562	6616BR	9227-56616
6452BR	8580-56452	6510BR	8580-56510	6563BR	8580-56563	6617BR	8580-56617
6453BR	8580-56453	6511BR	8580-56511	6564BR	8580-56564	6618BR	8580-56618







# BladeRunner® Belts

LIGHT DUTY V-BELTS

Part No.	Product No.	Part No.	Product No.	Part No.	Product No.	Part No.	Product No.
6619BR	8580-56619	6668BR	8552-56668	6714BR	9227-56714	6760BR	9227-56760
6620BR	9224-56620	6669BR	8552-56669	6715BR	9227-56715	6761BR	9227-56761
6621BR	8580-56621	6670BR	9288-56670	6716BR	9227-56716	6762BR	9227-56762
6622BR	9240-56622	6671BR	8580-56671	6717BR	9227-56717	6763BR	9227-56763
6623BR	8580-56623	6672BR	9227-56672	6718BR	9227-56718	6764BR	9200-56764
6624BR	8580-56624	6673BR	8580-56673	6719BR	9227-56719	6765BR	9227-56765
6625BR	9288-56625	6674BR	9238-56674	6720BR	9227-56720	6766BR	9227-56766
6626BR	9227-56626	6675BR	9227-56675	6721BR	9227-56721	6767BR	9227-56767
6627BR	9227-56627	6676BR	9220-56676	6722BR	9227-56722	6768BR	9227-56768
6628BR	9238-56628	6677BR	9220-56677	6723BR	9240-56723	6769BR	9227-56769
6629BR	9240-56629	6678BR	9293-56678	6724BR	9240-56724	6770BR	9227-56770
6630BR	9227-56630	6679BR	8580-56679	6725BR	9240-56725	6771BR	9227-56771
6633BR	9200-56633	6680BR	9836-56680	6726BR	9212-46726	6772BR	9286-46772
6635BR	9240-56635	6681BR	9238-56681	6727BR	9227-56727	6773BR	9232-56773
6636BR	9200-56636	6682BR	8580-56682	6728BR	9227-56728	6774BR	9227-56774
6637BR	9224-56637	6683BR	9220-56683	6729BR	9227-56729	6775BR	9227-56775
6638BR	9224-56638	6684BR	9227-56684	6730BR	9227-56730	6776BR	9227-56776
6639BR	9224-56639	6685BR	9227-56685	6731BR	9227-56731	6777BR	9227-56777
6640BR	8510-16640	6686BR	9226-56686	6732BR	9227-56732	6778BR	9227-56778
6641BR	9224-56641	6687BR	9240-56687	6733BR	9227-56733	6779BR	9227-56779
6642BR	9224-56642	6688BR	9227-56688	6734BR	9664-56734	6780BR	9227-56780
6643BR	9238-56643	6689BR	8580-56689	6735BR	9664-56735	6781BR	9227-56781
6644BR	9227-56644	6690BR	9224-56690	6736BR	9664-56736	6782BR	9227-56782
6645BR	9227-56645	6691BR	8580-56691	6737BR	9664-56737	6783BR	9227-56783
6646BR	9200-56646	6692BR	9227-56692	6738BR	9212-46738	6784BR	9227-56784
6647BR	8580-56647	6693BR	9227-56693	6739BR	9212-46739	6785BR	9227-56785
6648BR	9227-56648	6694BR	9240-56694	6740BR	9212-46740	6786BR	9227-56786
6649BR	9227-56649	6695BR	9240-56695	6741BR	9227-56741	6787BR	9227-56787
6650BR	9227-56650	6696BR	9240-56696	6742BR	8552-56742	6788BR	9240-56788
6651BR	9227-56651	6697BR	9664-56697	6743BR	9227-56743	6789BR	9240-56789
6652BR	9226-56652	6698BR	9662-56698	6744BR	9227-56744	6790BR	9212-46790
6653BR	9227-56653	6699BR	8552-56699	6745BR	9227-56745	6791BR	9212-46791
6654BR	9212-46654	6700BR	8552-56700	6746BR	9227-56746	6792BR	9227-56792
6655BR	9213-46655	6701BR	9227-56701	6747BR	9227-56747	6793BR	9227-56793
6656BR	8580-56656	6702BR	9227-56702	6748BR	9240-56748	6794BR	9291-46794
6657BR	8580-56657	6703BR	9227-56703	6749BR	9240-56749	6795BR	9286-46795
6658BR	8580-56658	6704BR	9227-56704	6750BR	9664-56750	6796BR	9286-46796
6659BR	9226-56659	6705BR	9227-56705	6751BR	9664-56751	6797BR	9291-46797
6660BR	9212-46660	6706BR	9213-46706	6752BR	9200-56752	6798BR	9227-56798
6661BR	9227-56661	6707BR	9227-56707	6753BR	9200-56753	6799BR	9227-56799
6662BR	9227-56662	6708BR	9227-56708	6754BR	9200-56754	6800BR	9227-56800
6663BR	9227-56663	6709BR	9227-56709	6755BR	9227-56755	6801BR	9227-56801
6664BR	9286-46664	6710BR	9227-56710	6756BR	9227-56756		
6665BR	9227-56665	6711BR	9227-56711	6757BR	9227-56757		
6666BR	8552-56666	6712BR	8580-56712	6758BR	9227-56758		
6667BR	9213-46667	6713BR	9227-56713	6759BR	9227-56759		





## Polyflex® Belts


Unique 60° angle polyurethane construction transmits greater loads at higher speeds in less space than conventional V-belts.

### Markets/Applications

A partial listing of applications include machine tools, computer peripherals, medical equipment, library equipment, small appliances, blower drives and woodworking machines.

### Features/Advantages

- **High Modulus Polyurethane** compound resists fatigue, wear, ozone, and most environmental conditions.
- Precise casting method eliminates layers and overlaps for **smooth running** and **low vibration**.
- **Ribbed backing** provides greater lateral stability and relieves bending stress.
- Working temperature range: -65°F to +180°F (-54°C to +85°C).



### Recommended Sheaves

Contact the Gates Made-To-Order Metals Team

### Notes

Polyflex Belts are available in 3M, 5M, 7M, and 11M cross sections.

Matched sets may have a manufacturing lead time and minimum order quantities may apply. Contact Customer Service for details.

## Product No. Series 8901

### 3M

Nominal Top Width 1/8"



Part No.	Product No.	Effective Length (In.)
3M180	8901-0180	7.09
3M185	8901-0185	7.28
3M190	8901-0190	7.48
3M195	8901-0195	7.68
3M200	8901-0200	7.87
3M206	8901-0206	8.11
3M212	8901-0212	8.35
3M218	8901-0218	8.58
3M224	8901-0224	8.82
3M230	8901-0230	9.06
3M236	8901-0236	9.29
3M243	8901-0243	9.57
3M250	8901-0250	9.84
3M258	8901-0258	10.16
3M265	8901-0265	10.43
3M272	8901-0272	10.71
3M280	8901-0280	11.02
3M290	8901-0290	11.42
3M300	8901-0300	11.81
3M307	8901-0307	12.09
3M315	8901-0315	12.40
3M325	8901-0325	12.80
3M335	8901-0335	13.19
3M345	8901-0345	13.58
3M355	8901-0355	13.98
3M365	8901-0365	14.37

Part No.	Product No.	Effective Length (In.)
3M375	8901-0375	14.76
3M387	8901-0387	15.24
3M400	8901-0400	15.75
3M412	8901-0412	16.22
3M425	8901-0425	16.73
3M437	8901-0437	17.20
3M450	8901-0450	17.72
3M462	8901-0462	18.19
3M475	8901-0475	18.70
3M487	8901-0487	19.17
3M500	8901-0500	19.69
3M515	8901-0515	20.28
3M530	8901-0530	20.87
3M545	8901-0545	21.46
3M560	8901-0560	22.05
3M580	8901-0580	22.83
3M600	8901-0600	23.62
3M615	8901-0615	24.21
3M630	8901-0630	24.80
3M650	8901-0650	25.59
3M670	8901-0670	26.38
3M690	8901-0690	27.17
3M710	8901-0710	27.95
3M730	8901-0730	28.74
3M750	8901-0750	29.53

## Product No. Series 8902

### 5M

Nominal Top Width 3/16"



Part No.	Product No.	Effective Length (In.)
5M280	8902-0280	11.02
5M290	8902-0290	11.42
5M300	8902-0300	11.81

Part No.	Product No.	Effective Length (In.)
5M307	8902-0307	12.09
5M315	8902-0315	12.40
5M325	8902-0325	12.80





# Polyflex® Belts

LIGHT DUTY V-BELTS

## Product No. Series 8902 (continued)

### 5M (continued)

Part No.	Product No.	Effective Length (In.)
5M335	8902-0335	13.19
5M345	8902-0345	13.58
5M355	8902-0355	13.98
5M365	8902-0365	14.37
5M375	8902-0375	14.76
5M387	8902-0387	15.24
5M400	8902-0400	15.75
5M412	8902-0412	16.22
5M425	8902-0425	16.73
5M437	8902-0437	17.20
5M450	8902-0450	17.72
5M462	8902-0462	18.19
5M475	8902-0475	18.70
5M487	8902-0487	19.17
5M500	8902-0500	19.69
5M515	8902-0515	20.28
5M530	8902-0530	20.87
5M545	8902-0545	21.46
5M560	8902-0560	22.05
5M580	8902-0580	22.83
5M600	8902-0600	23.62
5M615	8902-0615	24.21
5M630	8902-0630	24.80
5M650	8902-0650	25.59
5M670	8902-0670	26.38
5M690	8902-0690	27.17
5M710	8902-0710	27.95
5M730	8902-0730	28.74

Part No.	Product No.	Effective Length (In.)
5M750	8902-0750	29.53
5M775	8902-0775	30.51
5M800	8902-0800	31.50
5M825	8902-0825	32.48
5M850	8902-0850	33.46
5M875	8902-0875	34.45
5M900	8902-0900	35.43
5M925	8902-0925	36.42
5M950	8902-0950	37.40
5M975	8902-0975	38.39
5M1000	8902-1000	39.37
5M1030	8902-1030	40.55
5M1060	8902-1060	41.73
5M1090	8902-1090	42.91
5M1120	8902-1120	44.09
5M1150	8902-1150	45.28
5M1180	8902-1180	46.46
5M1220	8902-1220	48.03
5M1250	8902-1250	49.21
5M1280	8902-1280	50.39
5M1320	8902-1320	51.97
5M1360	8902-1360	53.54
5M1400	8902-1400	55.12
5M1450	8902-1450	57.09
5M1500	8902-1500	59.06
5M1600	8902-1600	62.99
5M1650	8902-1650	64.96
5M1850	8902-1850	72.83

## Product No. Series 8903

### 7M

Nominal Top Width 9/32"



Part No.	Product No.	Effective Length (In.)
7M410	8903-0410	16.14
7M500	8903-0500	19.69
7M515	8903-0515	20.28
7M530	8903-0530	20.87
7M545	8903-0545	21.46
7M560	8903-0560	22.05
7M580	8903-0580	22.83
7M600	8903-0600	23.62
7M615	8903-0615	24.21
7M630	8903-0630	24.80
7M650	8903-0650	25.59
7M670	8903-0670	26.38
7M690	8903-0690	27.17
7M710	8903-0710	27.95
7M730	8903-0730	28.74
7M750	8903-0750	29.53
7M775	8903-0775	30.51
7M800	8903-0800	31.50
7M825	8903-0825	32.48
7M850	8903-0850	33.46
7M875	8903-0875	34.45
7M900	8903-0900	35.43
7M925	8903-0925	36.42
7M950	8903-0950	37.40
7M975	8903-0975	38.39
7M1000	8903-1000	39.37
7M1030	8903-1030	40.55
7M1060	8903-1060	41.73

Part No.	Product No.	Effective Length (In.)
7M1090	8903-1090	42.91
7M1120	8903-1120	44.09
7M1150	8903-1150	45.28
7M1180	8903-1180	46.46
7M1220	8903-1220	48.03
7M1250	8903-1250	49.21
7M1280	8903-1280	50.39
7M1320	8903-1320	51.97
7M1360	8903-1360	53.54
7M1400	8903-1400	55.12
7M1450	8903-1450	57.09
7M1500	8903-1500	59.06
7M1550	8903-1550	61.02
7M1600	8903-1600	62.99
7M1650	8903-1650	64.96
7M1700	8903-1700	66.93
7M1750	8903-1750	68.90
7M1800	8903-1800	70.87
7M1850	8903-1850	72.83
7M1900	8903-1900	74.80
7M1950	8903-1950	76.77
7M2000	8903-2000	78.74
7M2060	8903-2060	81.10
7M2120	8903-2120	83.46
7M2180	8903-2180	85.83
7M2240	8903-2240	88.19
7M2300	8903-2300	90.55





# Polyflex® Belts

Nominal Top Width 7/16"



## Product No. Series 8904

### 11M

LIGHT DUTY V-BELTS

Part No.	Product No.	Effective Length (In.)
11M710	8904-0710	27.95
11M730	8904-0730	28.74
11M750	8904-0750	29.53
11M775	8904-0775	30.51
11M800	8904-0800	31.50
11M825	8904-0825	32.48
11M850	8904-0850	33.46
11M875	8904-0875	34.45
11M900	8904-0900	35.43
11M925	8904-0925	36.42
11M950	8904-0950	37.40
11M975	8904-0975	38.39
11M1000	8904-1000	39.37
11M1030	8904-1030	40.55
11M1060	8904-1060	41.73
11M1090	8904-1090	42.91
11M1120	8904-1120	44.09
11M1150	8904-1150	45.28
11M1180	8904-1180	46.46
11M1220	8904-1220	48.03
11M1250	8904-1250	49.21

Part No.	Product No.	Effective Length (In.)
11M1280	8904-1280	50.39
11M1320	8904-1320	51.97
11M1360	8904-1360	53.54
11M1400	8904-1400	55.12
11M1450	8904-1450	57.09
11M1500	8904-1500	59.06
11M1550	8904-1550	61.02
11M1600	8904-1600	62.99
11M1650	8904-1650	64.96
11M1700	8904-1700	66.93
11M1750	8904-1750	68.90
11M1800	8904-1800	70.87
11M1850	8904-1850	72.83
11M1900	8904-1900	74.80
11M1950	8904-1950	76.77
11M2000	8904-2000	78.74
11M2060	8904-2060	81.10
11M2120	8904-2120	83.46
11M2180	8904-2180	85.83
11M2240	8904-2240	88.19
11M2300	8904-2300	90.55





## Polyflex® JB® Belts

LIGHT DUTY V-BELTS

Joined Band belt construction provides increased belt stability, preventing belts from turning over or from coming off of the drive.

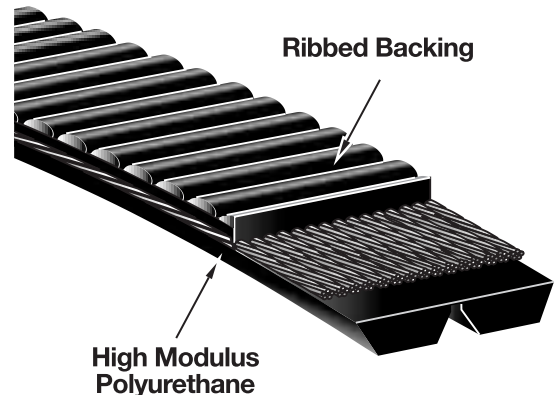
Unique 60° angle polyurethane construction transmits greater loads at higher speeds in less space than conventional V-belts.

### Markets/Applications

Use in place of Polyflex singles on drives requiring joined sets. A partial listing of applications includes machine tools, computer peripherals, medical equipment, library equipment, small appliances, blower drives and dough mixers.

### Features/Advantages

- **High Modulus Polyurethane** compound resists fatigue, wear, ozone, and most environmental conditions.
- Precise casting method eliminates layers and overlaps for **smooth running and low vibration**.
- **Ribbed backing** provides greater lateral stability and relieves bending stress.
- Working temperature range: -65°F to +180°F (-54°C to +85°C).
- **Joined belt construction** provides high stability, preventing belts from turning over or coming off of the drive.



### Recommended Sheaves

Contact the Gates Made-To-Order Metals Team

### Notes

Polyflex JB Belts are available in 3M, 5M, 7M, and 11M cross sections.

The Polyflex JB belt part number is comprised of the number of belt strands, cross section, effective length and the "JB" signifying joined band construction. For example; part number 3/3M1000JB represents 3 strands joined together, 5mm top width for each belt strand, effective length of 1000mm and joined band (JB) construction.

Manufacturing lead times and minimum order quantities may apply to matched sets and to rib configurations other than those listed. Minimum order quantities do not apply for belt lengths listed. Contact Customer Service for details.

## Product No. Series 8911

Nominal Strand Width 1/8"

### 3M

Part No.	Product No.	Effective Length (In.)
2/3M175JB	8911-2175	6.74
3/3M175JB	8911-3175	6.74
2/3M180JB	8911-2180	6.94
3/3M180JB	8911-3180	6.94
2/3M185JB	8911-2185	7.13
3/3M185JB	8911-3185	7.13
2/3M190JB	8911-2190	7.33
3/3M190JB	8911-3190	7.33
2/3M195JB	8911-2195	7.53
3/3M195JB	8911-3195	7.53
2/3M200JB	8911-2200	7.72
3/3M200JB	8911-3200	7.72
2/3M206JB	8911-2206	7.96
3/3M206JB	8911-3206	7.96
2/3M212JB	8911-2212	8.20
3/3M212JB	8911-3212	8.20
2/3M218JB	8911-2218	8.43
3/3M218JB	8911-3218	8.43
2/3M224JB	8911-2224	8.67
3/3M224JB	8911-3224	8.67
2/3M230JB	8911-2230	8.91
3/3M230JB	8911-3230	8.91
2/3M236JB	8911-2236	9.14
3/3M236JB	8911-3236	9.14
2/3M243JB	8911-2243	9.42
3/3M243JB	8911-3243	9.42
2/3M250JB	8911-2250	9.69
3/3M250JB	8911-3250	9.69

Part No.	Product No.	Effective Length (In.)
2/3M258JB	8911-2258	10.01
3/3M258JB	8911-3258	10.01
2/3M265JB	8911-2265	10.28
3/3M265JB	8911-3265	10.28
2/3M272JB	8911-2272	10.56
3/3M272JB	8911-3272	10.56
2/3M280JB	8911-2280	10.87
3/3M280JB	8911-3280	10.87
2/3M290JB	8911-2290	11.27
3/3M290JB	8911-3290	11.27
2/3M300JB	8911-2300	11.66
3/3M300JB	8911-3300	11.66
2/3M307JB	8911-2307	11.94
3/3M307JB	8911-3307	11.94
2/3M315JB	8911-2315	12.25
3/3M315JB	8911-3315	12.25
2/3M325JB	8911-2325	12.65
3/3M325JB	8911-3325	12.65
2/3M335JB	8911-2335	13.04
3/3M335JB	8911-3335	13.04
2/3M345JB	8911-2345	13.43
3/3M345JB	8911-3345	13.43
2/3M350JB	8911-2350	13.63
3/3M350JB	8911-3350	13.63
2/3M355JB	8911-2355	13.83
3/3M355JB	8911-3355	13.83
2/3M365JB	8911-2365	14.22
3/3M365JB	8911-3365	14.22





# Polyflex® JB® Belts

LIGHT DUTY V-BELTS

## Product No. Series 8911 (continued)

### 3M (continued)

Part No.	Product No.	Effective Length (In.)
2/3M375JB	8911-2375	14.61
3/3M375JB	8911-3375	14.61
2/3M387JB	8911-2387	15.09
3/3M387JB	8911-3387	15.09
2/3M400JB	8911-2400	15.60
3/3M400JB	8911-3400	15.60
2/3M412JB	8911-2412	16.07
3/3M412JB	8911-3412	16.07
2/3M425JB	8911-2425	15.68
3/3M425JB	8911-3425	15.68
2/3M437JB	8911-2437	17.06
3/3M437JB	8911-3437	17.06
2/3M450JB	8911-2450	17.57
3/3M450JB	8911-3450	17.57
2/3M462JB	8911-2462	18.04
3/3M462JB	8911-3462	18.04
2/3M475JB	8911-2475	18.55
3/3M475JB	8911-3475	18.55
2/3M487JB	8911-2487	19.02
3/3M487JB	8911-3487	19.02
2/3M500JB	8911-2500	19.54
3/3M500JB	8911-3500	19.54
2/3M515JB	8911-2515	20.13
3/3M515JB	8911-3515	20.13
2/3M530JB	8911-2530	20.72

Part No.	Product No.	Effective Length (In.)
3/3M530JB	8911-3530	20.72
2/3M545JB	8911-2545	21.31
3/3M545JB	8911-3545	21.31
2/3M560JB	8911-2560	21.90
3/3M560JB	8911-3560	21.90
2/3M580JB	8911-2580	22.69
3/3M580JB	8911-3580	22.69
2/3M600JB	8911-2600	23.47
3/3M600JB	8911-3600	23.47
2/3M615JB	8911-2615	24.06
3/3M615JB	8911-3615	24.06
2/3M630JB	8911-2630	24.65
3/3M630JB	8911-3630	24.65
2/3M650JB	8911-2650	25.44
3/3M650JB	8911-3650	25.44
2/3M670JB	8911-2670	26.23
3/3M670JB	8911-3670	26.23
2/3M690JB	8911-2690	27.01
3/3M690JB	8911-3690	27.01
2/3M710JB	8911-2710	27.80
3/3M710JB	8911-3710	27.80
2/3M730JB	8911-2730	28.59
3/3M730JB	8911-3730	28.59
2/3M750JB	8911-2750	29.38
3/3M750JB	8911-3750	29.38

## Product No. Series 8912

Nominal Strand Width 3/16"



### 5M

Part No.	Product No.	Effective Length (In.)
2/5M280JB	8912-2280	11.02
3/5M280JB	8912-3280	11.02
4/5M280JB	8912-4280	11.02
5/5M280JB	8912-5280	11.02
2/5M290JB	8912-2290	11.42
3/5M290JB	8912-3290	11.42
4/5M290JB	8912-4290	11.42
5/5M290JB	8912-5290	11.42
2/5M300JB	8912-2300	11.81
3/5M300JB	8912-3300	11.81
4/5M300JB	8912-4300	11.81
5/5M300JB	8912-5300	11.81
2/5M307JB	8912-2307	12.09
3/5M307JB	8912-3307	12.09
4/5M307JB	8912-4307	12.09
5/5M307JB	8912-5307	12.09
2/5M315JB	8912-2315	12.40
3/5M315JB	8912-3315	12.40
4/5M315JB	8912-4315	12.40
5/5M315JB	8912-5315	12.40
2/5M325JB	8912-2325	12.80
3/5M325JB	8912-3325	12.80
4/5M325JB	8912-4325	12.80
5/5M325JB	8912-5325	12.80
2/5M335JB	8912-2335	13.19
3/5M335JB	8912-3335	13.19
4/5M335JB	8912-4335	13.19
5/5M335JB	8912-5335	13.19
2/5M345JB	8912-2345	13.58
3/5M345JB	8912-3345	13.58
4/5M345JB	8912-4345	13.58

Part No.	Product No.	Effective Length (In.)
5/5M345JB	8912-5345	13.58
2/5M355JB	8912-2355	13.98
3/5M355JB	8912-3355	13.98
4/5M355JB	8912-4355	13.98
5/5M355JB	8912-5355	13.98
2/5M365JB	8912-2365	14.37
3/5M365JB	8912-3365	14.37
4/5M365JB	8912-4365	14.37
5/5M365JB	8912-5365	14.37
2/5M375JB	8912-2375	14.76
3/5M375JB	8912-3375	14.76
4/5M375JB	8912-4375	14.76
5/5M375JB	8912-5375	14.76
2/5M387JB	8912-2387	15.24
3/5M387JB	8912-3387	15.24
4/5M387JB	8912-4387	15.24
5/5M387JB	8912-5387	15.24
2/5M400JB	8912-2400	15.75
3/5M400JB	8912-3400	15.75
4/5M400JB	8912-4400	15.75
5/5M400JB	8912-5400	15.75
2/5M412JB	8912-2412	16.22
3/5M412JB	8912-3412	16.22
4/5M412JB	8912-4412	16.22
5/5M412JB	8912-5412	16.22
2/5M425JB	8912-2425	16.73
3/5M425JB	8912-3425	16.73
4/5M425JB	8912-4425	16.73
5/5M425JB	8912-5425	16.73
2/5M437JB	8912-2437	17.20
3/5M437JB	8912-3437	17.20





**Polyflex® JB® Belts**

LIGHT DUTY V-BELTS

**Product No. Series 8912 (continued)**

**5M (continued)**

Part No.	Product No.	Effective Length (In.)
4/5M437JB	8912-4437	17.20
5/5M437JB	8912-5437	17.20
2/5M450JB	8912-2450	17.72
3/5M450JB	8912-3450	17.72
4/5M450JB	8912-4450	17.72
5/5M450JB	8912-5450	17.72
2/5M462JB	8912-2462	18.19
3/5M462JB	8912-3462	18.19
4/5M462JB	8912-4462	18.19
5/5M462JB	8912-5462	18.19
2/5M475JB	8912-2475	18.70
3/5M475JB	8912-3475	18.70
4/5M475JB	8912-4475	18.70
5/5M475JB	8912-5475	18.70
2/5M487JB	8912-2487	19.17
3/5M487JB	8912-3487	19.17
4/5M487JB	8912-4487	19.17
5/5M487JB	8912-5487	19.17
2/5M500JB	8912-2500	19.69
3/5M500JB	8912-3500	19.69
4/5M500JB	8912-4500	19.69
5/5M500JB	8912-5500	19.69
2/5M515JB	8912-2515	20.28
3/5M515JB	8912-3515	20.28
4/5M515JB	8912-4515	20.28
5/5M515JB	8912-5515	20.28
2/5M530JB	8912-2530	20.87
3/5M530JB	8912-3530	20.87
4/5M530JB	8912-4530	20.87
5/5M530JB	8912-5530	20.87
2/5M545JB	8912-2545	21.46
3/5M545JB	8912-3545	21.46
4/5M545JB	8912-4545	21.46
5/5M545JB	8912-5545	21.46
2/5M560JB	8912-2560	22.05
3/5M560JB	8912-3560	22.05
4/5M560JB	8912-4560	22.05
5/5M560JB	8912-5560	22.05
2/5M580JB	8912-2580	22.83
3/5M580JB	8912-3580	22.83
4/5M580JB	8912-4580	22.83
5/5M580JB	8912-5580	22.83
2/5M600JB	8912-2600	23.62
3/5M600JB	8912-3600	23.62
4/5M600JB	8912-4600	23.62
5/5M600JB	8912-5600	23.62
2/5M615JB	8912-2615	24.21
3/5M615JB	8912-3615	24.21
4/5M615JB	8912-4615	24.21
5/5M615JB	8912-5615	24.21
2/5M630JB	8912-2630	24.80
3/5M630JB	8912-3630	24.80
4/5M630JB	8912-4630	24.80
5/5M630JB	8912-5630	24.80
2/5M650JB	8912-2650	25.59
3/5M650JB	8912-3650	25.59
4/5M650JB	8912-4650	25.59
5/5M650JB	8912-5650	25.59
2/5M670JB	8912-2670	26.38
3/5M670JB	8912-3670	26.38
4/5M670JB	8912-4670	26.38
5/5M670JB	8912-5670	26.38
2/5M690JB	8912-2690	27.17

Part No.	Product No.	Effective Length (In.)
3/5M690JB	8912-3690	27.17
4/5M690JB	8912-4690	27.17
5/5M690JB	8912-5690	27.17
2/5M710JB	8912-2710	27.95
3/5M710JB	8912-3710	27.95
4/5M710JB	8912-4710	27.95
5/5M710JB	8912-5710	27.95
2/5M730JB	8912-2730	28.74
3/5M730JB	8912-3730	28.74
4/5M730JB	8912-4730	28.74
5/5M730JB	8912-5730	28.74
2/5M750JB	8912-2750	29.53
3/5M750JB	8912-3750	29.53
4/5M750JB	8912-4750	29.53
5/5M750JB	8912-5750	29.53
2/5M775JB	8912-2775	30.51
3/5M775JB	8912-3775	30.51
4/5M775JB	8912-4775	30.51
5/5M775JB	8912-5775	30.51
2/5M800JB	8912-2800	31.50
3/5M800JB	8912-3800	31.50
4/5M800JB	8912-4800	31.50
5/5M800JB	8912-5800	31.50
2/5M825JB	8912-2825	32.48
3/5M825JB	8912-3825	32.48
4/5M825JB	8912-4825	32.48
5/5M825JB	8912-5825	32.48
2/5M850JB	8912-2850	33.46
3/5M850JB	8912-3850	33.46
4/5M850JB	8912-4850	33.46
5/5M850JB	8912-5850	33.46
2/5M875JB	8912-2875	34.45
3/5M875JB	8912-3875	34.45
4/5M875JB	8912-4875	34.45
5/5M875JB	8912-5875	34.45
2/5M900JB	8912-2900	35.43
3/5M900JB	8912-3900	35.43
4/5M900JB	8912-4900	35.43
5/5M900JB	8912-5900	35.43
2/5M925JB	8912-2925	36.42
3/5M925JB	8912-3925	36.42
4/5M925JB	8912-4925	36.42
5/5M925JB	8912-5925	36.42
2/5M950JB	8912-2950	37.40
3/5M950JB	8912-3950	37.40
4/5M950JB	8912-4950	37.40
5/5M950JB	8912-5950	37.40
2/5M975JB	8912-2975	38.39
3/5M975JB	8912-3975	38.39
4/5M975JB	8912-4975	38.39
5/5M975JB	8912-5975	38.39
2/5M1000JB	8912-3100	39.37
3/5M1000JB	8912-4100	39.37
4/5M1000JB	8912-5100	39.37
2/5M1030JB	8912-3103	40.55
3/5M1030JB	8912-4103	40.55
4/5M1030JB	8912-5103	40.55
2/5M1060JB	8912-3106	41.73
3/5M1060JB	8912-4106	41.73
4/5M1060JB	8912-5106	41.73





# Polyflex® JB® Belts

LIGHT DUTY V-BELTS

## Product No. Series 8912 (continued)

### 5M (continued)

Part No.	Product No.	Effective Length (In.)
2/5M1090JB	8912-2109	42.91
3/5M1090JB	8912-3109	42.91
4/5M1090JB	8912-4109	42.91
5/5M1090JB	8912-5109	42.91
2/5M1120JB	8912-2112	44.09
3/5M1120JB	8912-3112	44.09
4/5M1120JB	8912-4112	44.09
5/5M1120JB	8912-5112	44.09
2/5M1150JB	8912-2115	45.28
3/5M1150JB	8912-3115	45.28
4/5M1150JB	8912-4115	45.28
5/5M1150JB	8912-5115	45.28
2/5M1180JB	8912-2118	46.46
3/5M1180JB	8912-3118	46.46
4/5M1180JB	8912-4118	46.46
5/5M1180JB	8912-5118	46.46
2/5M1220JB	8912-2122	48.03
3/5M1220JB	8912-3122	48.03
4/5M1220JB	8912-4122	48.03
5/5M1220JB	8912-5122	48.03
2/5M1250JB	8912-2125	49.21
3/5M1250JB	8912-3125	49.21
4/5M1250JB	8912-4125	49.21
5/5M1250JB	8912-5125	49.21

Part No.	Product No.	Effective Length (In.)
2/5M1280JB	8912-2128	50.39
3/5M1280JB	8912-3128	50.39
4/5M1280JB	8912-4128	50.39
5/5M1280JB	8912-5128	50.39
2/5M1320JB	8912-2132	51.97
3/5M1320JB	8912-3132	51.97
4/5M1320JB	8912-4132	51.97
5/5M1320JB	8912-5132	51.97
2/5M1360JB	8912-2136	53.54
3/5M1360JB	8912-3136	53.54
4/5M1360JB	8912-4136	53.54
5/5M1360JB	8912-5136	53.54
2/5M1400JB	8912-2140	55.12
3/5M1400JB	8912-3140	55.12
4/5M1400JB	8912-4140	55.12
5/5M1400JB	8912-5140	55.12
2/5M1450JB	8912-2145	57.09
3/5M1450JB	8912-3145	57.09
4/5M1450JB	8912-4145	57.09
5/5M1450JB	8912-5145	57.09
2/5M1500JB	8912-2150	59.06
3/5M1500JB	8912-3150	59.06
4/5M1500JB	8912-0001	59.06
5/5M1500JB	8912-5150	59.06

## Product No. Series 8913

### 7M

Nominal Strand Width 9/32"



Part No.	Product No.	Effective Length (In.)
2/7M500JB	8913-2500	19.30
3/7M500JB	8913-3500	19.30
4/7M500JB	8913-4500	19.30
5/7M500JB	8913-5500	19.30
2/7M515JB	8913-2515	19.90
3/7M515JB	8913-3515	19.90
4/7M515JB	8913-4515	19.90
5/7M515JB	8913-5515	19.90
2/7M530JB	8913-2530	20.50
3/7M530JB	8913-3530	20.50
4/7M530JB	8913-4530	20.50
5/7M530JB	8913-5530	20.50
2/7M545JB	8913-2545	21.10
3/7M545JB	8913-3545	21.10
4/7M545JB	8913-4545	21.10
5/7M545JB	8913-5545	21.10
2/7M560JB	8913-2560	21.60
3/7M560JB	8913-3560	21.60
4/7M560JB	8913-4560	21.60
5/7M560JB	8913-5560	21.60
2/7M580JB	8913-2580	22.40
3/7M580JB	8913-3580	22.40
4/7M580JB	8913-4580	22.40
5/7M580JB	8913-5580	22.40
2/7M600JB	8913-2600	23.20
3/7M600JB	8913-3600	23.20
4/7M600JB	8913-4600	23.20
5/7M600JB	8913-5600	23.20
2/7M615JB	8913-2615	23.80
3/7M615JB	8913-3615	23.80
4/7M615JB	8913-4615	23.80
5/7M615JB	8913-5615	23.80

Part No.	Product No.	Effective Length (In.)
2/7M630JB	8913-2630	24.40
3/7M630JB	8913-3630	24.40
4/7M630JB	8913-4630	24.40
5/7M630JB	8913-5630	24.40
2/7M650JB	8913-2650	25.20
3/7M650JB	8913-3650	25.20
4/7M650JB	8913-4650	25.20
5/7M650JB	8913-5650	25.20
2/7M670JB	8913-2670	26.00
3/7M670JB	8913-3670	26.00
4/7M670JB	8913-4670	26.00
5/7M670JB	8913-5670	26.00
2/7M690JB	8913-2690	26.80
3/7M690JB	8913-3690	26.80
4/7M690JB	8913-4690	26.80
5/7M690JB	8913-5690	26.80
2/7M710JB	8913-2710	27.70
3/7M710JB	8913-3710	27.70
4/7M710JB	8913-4710	27.70
5/7M710JB	8913-5710	27.70
2/7M730JB	8913-2730	28.50
3/7M730JB	8913-3730	28.50
4/7M730JB	8913-4730	28.50
5/7M730JB	8913-5730	28.50
2/7M750JB	8913-2750	29.30
3/7M750JB	8913-3750	29.30
4/7M750JB	8913-4750	29.30
5/7M750JB	8913-5750	29.30
2/7M775JB	8913-2775	30.30
3/7M775JB	8913-3775	30.30
4/7M775JB	8913-4775	30.30
5/7M775JB	8913-5775	30.30







**Polyflex® JB® Belts**

LIGHT DUTY V-BELTS

**Product No. Series 8913 (continued)**

**7M (continued)**

Part No.	Product No.	Effective Length (In.)
2/7M800JB	8913-2800	31.20
3/7M800JB	8913-3800	31.20
4/7M800JB	8913-4800	31.20
5/7M800JB	8913-5800	31.20
2/7M825JB	8913-2825	32.20
3/7M825JB	8913-3825	32.20
4/7M825JB	8913-4825	32.20
5/7M825JB	8913-5825	32.20
2/7M850JB	8913-2850	33.20
3/7M850JB	8913-3850	33.20
4/7M850JB	8913-4850	33.20
5/7M850JB	8913-5850	33.20
2/7M875JB	8913-2875	34.20
3/7M875JB	8913-3875	34.20
4/7M875JB	8913-4875	34.20
5/7M875JB	8913-5875	34.20
2/7M900JB	8913-2900	35.20
3/7M900JB	8913-3900	35.20
4/7M900JB	8913-4900	35.20
5/7M900JB	8913-5900	35.20
2/7M925JB	8913-2925	36.20
3/7M925JB	8913-3925	36.20
4/7M925JB	8913-4925	36.20
5/7M925JB	8913-5925	36.20
2/7M950JB	8913-2950	37.20
3/7M950JB	8913-3950	37.20
4/7M950JB	8913-4950	37.20
5/7M950JB	8913-5950	37.20
2/7M975JB	8913-2975	38.10
3/7M975JB	8913-3975	38.10
4/7M975JB	8913-4975	38.10
5/7M975JB	8913-5975	38.10
2/7M1000JB	8913-2100	39.10
3/7M1000JB	8913-3100	39.10
4/7M1000JB	8913-4100	39.10
5/7M1000JB	8913-5100	39.10
2/7M1030JB	8913-2103	40.30
3/7M1030JB	8913-3103	40.30
4/7M1030JB	8913-4103	40.30
5/7M1030JB	8913-5103	40.30
2/7M1060JB	8913-2106	41.50
3/7M1060JB	8913-3106	41.50
4/7M1060JB	8913-4106	41.50
5/7M1060JB	8913-5106	41.50
2/7M1090JB	8913-2109	42.70
3/7M1090JB	8913-3109	42.70
4/7M1090JB	8913-4109	42.70
5/7M1090JB	8913-5109	42.70
2/7M1120JB	8913-2112	43.80
3/7M1120JB	8913-3112	43.80
4/7M1120JB	8913-4112	43.80
5/7M1120JB	8913-5112	43.80
2/7M1150JB	8913-2115	45.00
3/7M1150JB	8913-3115	45.00
4/7M1150JB	8913-4115	45.00
5/7M1150JB	8913-5115	45.00
2/7M1180JB	8913-2118	46.20
3/7M1180JB	8913-3118	46.20
4/7M1180JB	8913-4118	46.20
5/7M1180JB	8913-5118	46.20
2/7M1220JB	8913-2122	47.80
3/7M1220JB	8913-3122	47.80
4/7M1220JB	8913-4122	47.80

Part No.	Product No.	Effective Length (In.)
5/7M1220JB	8913-5122	47.80
2/7M1250JB	8913-2125	49.00
3/7M1250JB	8913-3125	49.00
4/7M1250JB	8913-4125	49.00
5/7M1250JB	8913-5125	49.00
2/7M1280JB	8913-2128	50.10
3/7M1280JB	8913-3128	50.10
4/7M1280JB	8913-4128	50.10
5/7M1280JB	8913-5128	50.10
2/7M1320JB	8913-2132	51.70
3/7M1320JB	8913-3132	51.70
4/7M1320JB	8913-4132	51.70
5/7M1320JB	8913-5132	51.70
2/7M1360JB	8913-2136	53.30
3/7M1360JB	8913-3136	53.30
4/7M1360JB	8913-4136	53.30
5/7M1360JB	8913-5136	53.30
2/7M1400JB	8913-2140	54.90
3/7M1400JB	8913-3140	54.90
4/7M1400JB	8913-4140	54.90
5/7M1400JB	8913-5140	54.90
2/7M1450JB	8913-2145	56.80
3/7M1450JB	8913-3145	56.80
4/7M1450JB	8913-4145	56.80
5/7M1450JB	8913-5145	56.80
2/7M1500JB	8913-2150	58.80
3/7M1500JB	8913-3150	58.80
4/7M1500JB	8913-4150	58.80
5/7M1500JB	8913-5150	58.80
2/7M1550JB	8913-2155	60.80
3/7M1550JB	8913-3155	60.80
4/7M1550JB	8913-4155	60.80
5/7M1550JB	8913-5155	60.80
2/7M1600JB	8913-2160	62.70
3/7M1600JB	8913-3160	62.70
4/7M1600JB	8913-4160	62.70
5/7M1600JB	8913-5160	62.70
2/7M1650JB	8913-2165	64.70
3/7M1650JB	8913-3165	64.70
4/7M1650JB	8913-4165	64.70
5/7M1650JB	8913-5165	64.70
2/7M1700JB	8913-2170	66.70
3/7M1700JB	8913-3170	66.70
4/7M1700JB	8913-4170	66.70
5/7M1700JB	8913-5170	66.70
2/7M1750JB	8913-2175	68.60
3/7M1750JB	8913-3175	68.60
4/7M1750JB	8913-4175	68.60
5/7M1750JB	8913-5175	68.60
2/7M1800JB	8913-2180	70.60
3/7M1800JB	8913-3180	70.60
4/7M1800JB	8913-4180	70.60
5/7M1800JB	8913-5180	70.60
2/7M1850JB	8913-2185	72.60
3/7M1850JB	8913-3185	72.60
4/7M1850JB	8913-4185	72.60
5/7M1850JB	8913-5185	72.60
2/7M1900JB	8913-2190	74.60
3/7M1900JB	8913-3190	74.60
4/7M1900JB	8913-4190	74.60
5/7M1900JB	8913-5190	74.60
2/7M1950JB	8913-2195	76.50
3/7M1950JB	8913-3195	76.50





# Polyflex® JB® Belts

LIGHT DUTY V-BELTS

## Product No. Series 8913 (continued)

### 7M (continued)

Part No.	Product No.	Effective Length (In.)
4/7M1950JB	8913-4195	76.50
5/7M1950JB	8913-5195	76.50
2/7M2000JB	8913-2200	78.50
3/7M2000JB	8913-3200	78.50
4/7M2000JB	8913-4200	78.50
5/7M2000JB	8913-5200	78.50
2/7M2060JB	8913-2206	80.90
3/7M2060JB	8913-3206	80.90
4/7M2060JB	8913-4206	80.90
5/7M2060JB	8913-5206	80.90
2/7M2120JB	8913-2212	83.20
3/7M2120JB	8913-3212	83.20
4/7M2120JB	8913-4212	83.20

Part No.	Product No.	Effective Length (In.)
5/7M2120JB	8913-5212	83.20
2/7M2180JB	8913-2218	85.60
3/7M2180JB	8913-3218	85.60
4/7M2180JB	8913-4218	85.60
5/7M2180JB	8913-5218	85.60
2/7M2240JB	8913-2224	87.90
3/7M2240JB	8913-3224	87.90
4/7M2240JB	8913-4224	87.90
5/7M2240JB	8913-5224	87.90
2/7M2300JB	8913-2230	90.30
3/7M2300JB	8913-3230	90.30
4/7M2300JB	8913-4230	90.30
5/7M2300JB	8913-5230	90.30

## Product No. Series 8914

### 11M

Nominal Strand Width 7/16"



Part No.	Product No.	Effective Length (In.)
2/11M710JB	8914-2710	27.30
3/11M710JB	8914-3710	27.30
2/11M730JB	8914-2730	28.00
3/11M730JB	8914-3730	28.00
2/11M750JB	8914-2750	28.80
3/11M750JB	8914-3750	28.80
2/11M775JB	8914-2775	29.80
3/11M775JB	8914-3775	29.80
2/11M800JB	8914-2800	30.80
3/11M800JB	8914-3800	30.80
2/11M825JB	8914-2825	31.80
3/11M825JB	8914-3825	31.80
2/11M850JB	8914-2850	32.80
3/11M850JB	8914-3850	32.80
2/11M875JB	8914-2875	33.70
3/11M875JB	8914-3875	33.70
2/11M900JB	8914-2900	34.70
3/11M900JB	8914-3900	34.70
2/11M925JB	8914-2925	35.70
3/11M925JB	8914-3925	35.70
2/11M950JB	8914-2950	36.70
3/11M950JB	8914-3950	36.70
2/11M975JB	8914-2975	37.70
3/11M975JB	8914-3975	37.70
2/11M1000JB	8914-2100	38.70
3/11M1000JB	8914-3100	38.70
2/11M1030JB	8914-2103	39.90
3/11M1030JB	8914-3103	39.90
2/11M1060JB	8914-2106	41.00
3/11M1060JB	8914-3106	41.00
2/11M1090JB	8914-2109	42.20
3/11M1090JB	8914-3109	42.20
2/11M1120JB	8914-2112	43.40
3/11M1120JB	8914-3112	43.40
2/11M1150JB	8914-2115	44.60
3/11M1150JB	8914-3115	44.60
2/11M1180JB	8914-2118	45.80
3/11M1180JB	8914-3118	45.80
2/11M1220JB	8914-2122	47.30
3/11M1220JB	8914-3122	47.30
2/11M1250JB	8914-2125	48.50
3/11M1250JB	8914-3125	48.50

Part No.	Product No.	Effective Length (In.)
2/11M1280JB	8914-2128	49.70
3/11M1280JB	8914-3128	49.70
2/11M1320JB	8914-2132	51.30
3/11M1320JB	8914-3132	51.30
2/11M1360JB	8914-2136	52.80
3/11M1360JB	8914-3136	52.80
2/11M1400JB	8914-2140	54.40
3/11M1400JB	8914-3140	54.40
2/11M1450JB	8914-2145	56.40
3/11M1450JB	8914-3145	56.40
2/11M1500JB	8914-2150	58.40
3/11M1500JB	8914-3150	58.40
2/11M1550JB	8914-2155	60.30
3/11M1550JB	8914-3155	60.30
2/11M1600JB	8914-2160	62.30
3/11M1600JB	8914-3160	62.30
2/11M1650JB	8914-2165	64.30
3/11M1650JB	8914-3165	64.30
2/11M1700JB	8914-2170	66.20
3/11M1700JB	8914-3170	66.20
2/11M1750JB	8914-2175	68.20
3/11M1750JB	8914-3175	68.20
2/11M1800JB	8914-2180	70.20
3/11M1800JB	8914-3180	70.20
2/11M1850JB	8914-2185	72.10
3/11M1850JB	8914-3185	72.10
2/11M1900JB	8914-2190	74.10
3/11M1900JB	8914-3190	74.10
2/11M1950JB	8914-2195	76.10
3/11M1950JB	8914-3195	76.10
2/11M2000JB	8914-2200	78.00
3/11M2000JB	8914-3200	78.00
2/11M2060JB	8914-2206	80.40
3/11M2060JB	8914-3206	80.40
2/11M2120JB	8914-2212	82.80
3/11M2120JB	8914-3212	82.80
2/11M2180JB	8914-2218	85.10
3/11M2180JB	8914-3218	85.10
2/11M2240JB	8914-2224	87.50
3/11M2240JB	8914-3224	87.50
2/11M2300JB	8914-2230	89.90
3/11M2300JB	8914-3230	89.90





## Poly Chain® GT®2 Sprockets

### Markets/Applications

Use with Poly Chain GT2, Poly Chain GT or Poly Chain GT Carbon™ Belts.

### Features/Advantages

- Full split in bushing allows easy installation and removal.
- Precise sprocket design produces positive, press fit to shaft.
- Smaller, narrower sprockets save shaft space, keep the load closer to bearing and extend life of reducer.
- Poly Chain GT2 Sprockets keep overhung load below manufacturers recommendation.
- Sprockets are precision manufactured and static balanced.



### Notes

Sprocket part numbers are comprised of pitch, number of grooves and width. For example; part number 8MX-48S-12 denotes 8mm pitch, 48 grooves, "S" for sprocket and 12mm width.

On a sprocket, pitch is the distance between groove centers and is measured on the pitch circle of the sprocket. The pitch circle of the sprocket coincides with the pitch line of the belt mating with it. The pitch diameter of the sprocket is always greater than its outside diameter.

**Abbreviations used for sprocket materials: GI=Gray Iron, DI=Ductile Iron, SiS=Sintered Steel, CI=Cast Iron.**

**WARNING:** Do **NOT** use these sprockets with rim speeds in excess of 6,500 fpm.

### Product No. Series 7715 & 7718

#### 8mm Pitch Sprockets — For Belts 12mm Wide

Part No.	Product No.	No. of Grooves	Pitch Dia. (In.)	Wt. Ea. (Lbs.)	Material	Bore or Bushing	Bore Range (In.)
8MX-22S-12	7718-1022	22	2.206	.70	DI	1008	1/2 - 1
PB8MX-22S-12	7715-1222	22	2.206	.90	DI	MPB	1/2 - 1
8MX-25S-12	7718-1025	25	2.506	.75	GI	1108	1/2 - 1 1/8
PB8MX-25S-12	7715-1225	25	2.506	1.00	DI	MPB	1/2 - 1 1/2
8MX-26S-12	7718-1026	26	2.607	.60	CI	1108	1/2 - 1 1/8
8MX-27S-12	7718-1027	27	2.707	.70	CI	1108	1/2 - 1 1/8
8MX-28S-12	7718-1028	28	2.807	.91	GI	1108	1/2 - 1 1/8
PB8MX-28S-12	7715-1228	28	2.807	1.40	DI	MPB	1/2 - 1 3/4
8MX-29S-12	7718-1029	29	2.907	.90	CI	1108	1/2 - 1 1/8
8MX-30S-12	7718-1030	30	3.008	.98	GI	1108	1/2 - 1 1/8
PB8MX-30S-12	7715-1230	30	3.008	1.60	DI	MPB	1/2 - 1 1/8
8MX-31S-12	7718-1031	31	3.108	1.10	DI	1210	1/2 - 1 1/4
8MX-32S-12	7718-1032	32	3.208	1.23	DI	1210	1/2 - 1 1/4
PB8MX-32S-12	7715-1232	32	3.208	1.70	DI	MPB	1/2 - 2
8MX-33S-12	7718-1033	33	3.308	1.10	DI	1610	1/2 - 1 11/16
8MX-34S-12	7718-1034	34	3.409	1.31	DI	1610	1/2 - 1 11/16
8MX-35S-12	7718-1035	35	3.509	1.30	CI	1610	1/2 - 1 11/16
8MX-36S-12	7718-1036	36	3.609	1.15	SiS	1610	1/2 - 1 11/16
8MX-37S-12	7718-1037	37	3.709	1.60	GI	1610	1/2 - 1 11/16
8MX-38S-12	7718-1038	38	3.810	1.58	SiS	1610	1/2 - 1 11/16
8MX-39S-12	7718-1039	39	3.910	1.90	CI	1610	1/2 - 1 11/16
8MX-40S-12	7718-1040	40	4.010	1.94	SiS	2012	1/2 - 2 1/8
8MX-41S-12	7718-1041	41	4.110	2.30	DI	2012	1/2 - 2 1/8
8MX-42S-12	7718-1042	42	4.211	2.25	GI	2012	1/2 - 2 1/8
8MX-45S-12	7718-1045	45	4.511	2.50	SiS	2012	1/2 - 2 1/8
8MX-48S-12	7718-1048	48	4.812	2.66	GI	2012	1/2 - 2 1/8
8MX-50S-12	7718-1050	50	5.013	3.10	GI	2012	1/2 - 2 1/8
8MX-53S-12	7718-1053	53	5.314	3.80	GI	2012	1/2 - 2 1/8
8MX-56S-12	7718-1056	56	5.614	4.75	GI	2012	1/2 - 2 1/8
8MX-60S-12	7718-1060	60	6.015	5.02	GI	2012	1/2 - 2 1/8
8MX-63S-12	7718-1063	63	6.316	5.55	GI	2012	1/2 - 2 1/8
8MX-67S-12	7718-1067	67	6.717	6.00	GI	2012	1/2 - 2 1/8
8MX-71S-12	7718-1071	71	7.118	6.50	GI	2012	1/2 - 2 1/8
8MX-75S-12	7718-1075	75	7.519	6.98	GI	2012	1/2 - 2 1/8
8MX-80S-12	7718-1080	80	8.020	9.61	GI	2012	1/2 - 2 1/8

SYNCHRONOUS METAL





## Poly Chain® GT® 2 Sprockets

### Product No. Series 7715 & 7718 (continued)

#### 8mm Pitch Sprockets — For Belts 12mm Wide (continued)

Part No.	Product No.	No. of Grooves	Pitch Dia. (In.)	Wt. Ea. (Lbs.)	Material	Bore or Bushing	Bore Range (In.)
8MX-90S-12	7718-1090	90	9.023	9.38	GI	2012	1/2 - 2 1/8
8MX-112S-12	7718-1112	112	11.229	16.60	GI	2012	1/2 - 2 1/8
8MX-140S-12	7718-1140	140	14.036	17.30	GI	2012	1/2 - 2 1/8
8MX-180S-12	7718-1180	180	18.046	30.00	GI	2517	1/2 - 2 11/16
8MX-224S-12	7718-1224	224	22.457	41.20	GI	2517	1/2 - 2 11/16

#### 8mm Pitch Sprockets — For Belts 21mm Wide

Part No.	Product No.	No. of Grooves	Pitch Dia. (In.)	Wt. Ea. (Lbs.)	Material	Bore or Bushing	Bore Range (In.)
8MX-22S-21	7718-2022	22	2.206	1.20	DI	1008	1/2 - 1
PB8MX-22S-21	7715-2022	22	2.206	1.10	DI	MPB	1/2 - 1 3/16
8MX-25S-21	7718-2025	25	2.506	1.60	GI	1108	1/2 - 1 1/8
PB8MX-25S-21	7715-2025	25	2.506	1.40	DI	MPB	1/2 - 1 1/2
8MX-26S-21	7718-2026	26	2.607	.80	GI	1108	1/2 - 1 1/8
8MX-27S-21	7718-2027	27	2.707	.90	GI	1108	1/2 - 1 1/8
8MX-28S-21	7718-2028	28	2.807	2.10	GI	1108	1/2 - 1 1/8
PB8MX-28S-21	7715-2028	28	2.807	1.80	DI	MPB	1/2 - 1 3/4
8MX-29S-21	7718-2029	29	2.907	1.00	GI	1108	1/2 - 1 1/8
8MX-30S-21	7718-2030	30	3.008	2.50	GI	1108	1/2 - 1 1/8
PB8MX-30S-21	7715-2030	30	3.008	2.20	DI	MPB	1/2 - 1 13/16
8MX-31S-21	7718-2031	31	3.108	1.10	GI	1210	1/2 - 1 1/4
8MX-32S-21	7718-2032	32	3.208	3.00	DI	1210	1/2 - 1 1/4
PB8MX-32S-21	7715-2032	32	3.208	2.50	DI	MPB	1/2 - 2
8MX-33S-21	7718-2033	33	3.308	1.10	DI	1610	1/2 - 1 11/16
8MX-34S-21	7718-2034	34	3.409	1.87	DI	1610	1/2 - 1 11/16
8MX-35S-21	7718-2035	35	3.509	1.30	GI	1610	1/2 - 1 11/16
8MX-36S-21	7718-2036	36	3.609	2.12	SiS	1610	1/2 - 1 11/16
8MX-37S-21	7718-2037	37	3.709	1.60	GI	1610	1/2 - 1 11/16
8MX-38S-21	7718-2038	38	3.810	2.02	SiS	1610	1/2 - 1 11/16
8MX-39S-21	7718-2039	39	3.910	1.90	GI	1610	1/2 - 1 11/16
8MX-40S-21	7718-2040	40	4.010	2.28	SiS	2012	1/2 - 2 1/8
8MX-41S-21	7718-2041	41	4.110	2.30	DI	2012	1/2 - 2 1/8
8MX-42S-21	7718-2042	42	4.211	2.50	GI	2012	1/2 - 2 1/8
8MX-45S-21	7718-2045	45	4.511	2.95	SiS	2012	1/2 - 2 1/8
8MX-48S-21	7718-2048	48	4.812	3.36	GI	2012	1/2 - 2 1/8
8MX-50S-21	7718-2050	50	5.013	4.04	GI	2012	1/2 - 2 1/8
8MX-53S-21	7718-2053	53	5.314	4.50	GI	2012	1/2 - 2 1/8
8MX-56S-21	7718-2056	56	5.614	4.94	GI	2012	1/2 - 2 1/8
8MX-60S-21	7718-2060	60	6.015	6.43	GI	2012	1/2 - 2 1/8
8MX-63S-21	7718-2063	63	6.316	7.73	GI	2012	1/2 - 2 1/8
8MX-67S-21	7718-2067	67	6.717	8.28	GI	2517	1/2 - 2 11/16
8MX-71S-21	7718-2071	71	7.118	8.75	GI	2517	1/2 - 2 11/16
8MX-75S-21	7718-2075	75	7.519	9.21	GI	2517	1/2 - 2 11/16
8MX-80S-21	7718-2080	80	8.020	9.81	GI	2517	1/2 - 2 11/16
8MX-90S-21	7718-2090	90	9.023	12.82	GI	2517	1/2 - 2 11/16
8MX-112S-21	7718-2112	112	11.229	19.40	GI	2517	1/2 - 2 11/16
8MX-140S-21	7718-2140	140	14.036	26.80	GI	2517	1/2 - 2 11/16
8MX-180S-21	7718-2180	180	18.046	36.60	GI	3020	7/8 - 3 1/4
8MX-224S-21	7718-2224	224	22.457	50.10	GI	3020	7/8 - 3 1/4

#### 8mm Pitch Sprockets — For Belts 36mm Wide

Part No.	Product No.	No. of Grooves	Pitch Dia. (In.)	Wt. Ea. (Lbs.)	Material	Bore or Bushing	Bore Range (In.)
PB8MX-22S-36	7715-3022	22	2.206	1.00	DI	MPB	1/2 - 1 3/16
PB8MX-25S-36	7715-3025	25	2.506	1.30	DI	MPB	1/2 - 1 1/2
PB8MX-28S-36	7715-3028	28	2.807	1.50	DI	MPB	1/2 - 1 3/4





## Poly Chain® GT®2 Sprockets

### Product No. Series 7715 & 7718 (continued)

#### 8mm Pitch Sprockets — For Belts 36mm Wide (continued)

Part No.	Product No.	No. of Grooves	Pitch Dia. (In.)	Wt. Ea. (Lbs.)	Material	Bore or Bushing	Bore Range (In.)
PB8MX-30S-36	7715-3030	30	3.008	3.75	DI	MPB	1/2 - 1 13/16
8MX-32S-36	7718-3032	32	3.208	2.00	DI	1210	1/2 - 1 1/4
PB8MX-32S-36	7715-3032	32	3.208	3.90	DI	MPB	1/2 - 2
8MX-33S-36	7718-3033	33	3.308	1.50	DI	1610	1/2 - 1 11/16
8MX-34S-36	7718-3034	34	3.409	2.80	DI	1610	1/2 - 1 11/16
PB8MX-34S-36	7715-3034	34	3.409	4.30	DI	MPB	1/2 - 2 1/8
8MX-35S-36	7718-3035	35	3.509	1.80	DI	1610	1/2 - 1 11/16
8MX-36S-36	7718-3036	36	3.609	2.70	DI	1610	1/2 - 1 11/16
PB8MX-36S-36	7715-3036	36	3.609	4.20	DI	MPB	1/2 - 2 5/16
8MX-37S-36	7718-3037	37	3.709	2.10	DI	1610	1/2 - 1 11/16
8MX-38S-36	7718-3038	38	3.810	2.90	DI	1610	1/2 - 1 11/16
PB8MX-38S-36	7715-3038	38	3.810	4.40	DI	MPB	1/2 - 2 7/16
8MX-39S-36	7718-3039	39	3.910	2.40	DI	1610	1/2 - 1 11/16
8MX-40S-36	7718-3040	40	4.010	3.10	DI	2012	1/2 - 2 1/8
8MX-41S-36	7718-3041	41	4.110	2.40	DI	2012	1/2 - 2 1/8
8MX-42S-36	7718-3042	42	4.211	3.30	DI	2012	1/2 - 2 1/8
8MX-45S-36	7718-3045	45	4.511	3.40	GI	2012	1/2 - 2 1/8
8MX-48S-36	7718-3048	48	4.812	5.10	GI	2012	1/2 - 2 1/8
8MX-50S-36	7718-3050	50	5.013	5.10	GI	2012	1/2 - 2 1/8
8MX-53S-36	7718-3053	53	5.314	6.00	GI	2012	1/2 - 2 1/8
8MX-56S-36	7718-3056	56	5.614	6.60	GI	2012	1/2 - 2 1/8
8MX-60S-36	7718-3060	60	6.015	8.00	GI	2517	1/2 - 2 11/16
8MX-63S-36	7718-3063	63	6.316	9.30	GI	2517	1/2 - 2 11/16
8MX-67S-36	7718-3067	67	6.717	10.00	GI	2517	1/2 - 2 11/16
8MX-71S-36	7718-3071	71	7.118	12.00	GI	2517	1/2 - 2 11/16
8MX-75S-36	7718-3075	75	7.519	13.30	GI	2517	1/2 - 2 11/16
8MX-80S-36	7718-3080	80	8.020	15.30	GI	3020	7/8 - 3 1/4
8MX-90S-36	7718-3090	90	9.023	20.90	GI	3020	7/8 - 3 1/4
8MX-112S-36	7718-3112	112	11.229	29.70	GI	3020	7/8 - 3 1/4
8MX-140S-36	7718-3140	140	14.036	39.30	GI	3020	7/8 - 3 1/4
8MX-180S-36	7718-3180	180	18.046	48.90	GI	3020	7/8 - 3 1/4
8MX-224S-36	7718-3224	224	22.457	92.20	GI	3525	1 3/16 - 3 15/16

SYNCHRONOUS METAL

#### 8mm Pitch Sprockets — For Belts 62mm Wide

Part No.	Product No.	No. of Grooves	Pitch Dia. (In.)	Wt. Ea. (Lbs.)	Material	Bore or Bushing	Bore Range (In.)
PB8MX-22S-62	7715-6022	22	2.206	3.20	DI	MPB	1 - 1 3/16
PB8MX-25S-62	7715-6025	25	2.506	3.30	DI	MPB	1 - 1 1/2
PB8MX-28S-62	7715-6028	28	2.807	3.50	DI	MPB	1 - 1 3/4
PB8MX-30S-62	7715-6030	30	3.008	4.00	DI	MPB	1 - 1 13/16
PB8MX-32S-62	7715-6032	32	3.208	5.00	DI	MPB	1 - 2
8MX-34S-62	7718-6034	34	3.409	5.00	DI	1610	1/2 - 1 11/16
PB8MX-34S-62	7715-6034	34	3.409	5.70	DI	MPB	1 - 2 1/8
8MX-36S-62	7718-6036	36	3.609	5.30	DI	1610	1/2 - 1 11/16
PB8MX-36S-62	7715-6036	36	3.609	6.60	DI	MPB	1 - 2 5/16
8MX-38S-62	7718-6038	38	3.812	5.60	DI	1610	1/2 - 1 11/16
PB8MX-38S-62	7715-6038	38	3.812	7.40	DI	MPB	1 - 2 7/16
8MX-40S-62	7718-6040	40	4.010	5.90	DI	2012	1/2 - 2 1/8
PB8MX-40S-62	7715-6040	40	4.010	8.40	DI	MPB	1 - 2 9/16
8MX-42S-62	7718-6042	42	4.211	3.45	DI	2012	1/2 - 2 1/8
PB8MX-42S-62	7715-6042	42	4.211	9.60	DI	MPB	1 - 2 3/4
8MX-45S-62	7718-6045	45	4.511	6.50	DI	2012	1/2 - 2 1/8
PB8MX-45S-62	7715-6045	45	4.511	10.80	DI	MPB	1 - 2 3/4
8MX-48S-62	7718-6048	48	4.812	6.60	GI	2517	1/2 - 2 11/16
8MX-50S-62	7718-6050	50	5.013	6.70	GI	2517	1/2 - 2 11/16
8MX-53S-62	7718-6053	53	5.314	6.90	GI	2517	1/2 - 2 11/16
8MX-56S-62	7718-6056	56	5.614	7.20	GI	2517	1/2 - 2 11/16
8MX-60S-62	7718-6060	60	6.015	8.90	GI	3020	7/8 - 3 1/4
8MX-63S-62	7718-6063	63	6.316	10.30	GI	3020	7/8 - 3 1/4





## Poly Chain® GT®2 Sprockets

### Product No. Series 7715 & 7718 (continued)

#### 8mm Pitch Sprockets — For Belts 62mm Wide (continued)

Part No.	Product No.	No. of Grooves	Pitch Dia. (In.)	Wt. Ea. (Lbs.)	Material	Bore or Bushing	Bore Range (In.)
8MX-67S-62	7718-6067	67	6.717	11.00	GI	3020	7/8 - 3 1/4
8MX-71S-62	7718-6071	71	7.118	13.50	GI	3020	7/8 - 3 1/4
8MX-75S-62	7718-6075	75	7.519	15.40	GI	3020	7/8 - 3 1/4
8MX-80S-62	7718-6080	80	8.020	23.00	GI	3020	7/8 - 3 1/4
8MX-90S-62	7718-6090	90	9.023	32.70	GI	3020	7/8 - 3 1/4
8MX-112S-62	7718-6112	112	11.229	38.90	GI	3020	7/8 - 3 1/4
8MX-140S-62	7718-6140	140	14.036	54.50	GI	3525	1 3/16 - 3 15/16
8MX-180S-62	7718-6180	180	18.046	89.95	GI	3525	1 3/16 - 3 15/16
8MX-224S-62	7718-6224	224	22.457	92.30	GI	3525	1 3/16 - 3 15/16

### Product No. Series 7727

#### 8mm Pitch Poly Chain® GT®2 - QD® Sprockets for ACHE Applications — For 21mm Poly Chain® GT®2 Belts

Part No.	Product No.	No. of Grooves	Pitch Dia. (In.)	Wt. Ea. (Lbs.)	Material	Bore or Bushing	Bore Range (In.)
F8M-36S-21	7727-9536	36	3.609	2.10	GI	SH	1/2 - 1 5/8
F8M-38S-21	7727-9538	38	3.810	2.10	GI	SH	1/2 - 1 5/8
F8M-40S-21	7727-9540	40	4.010	2.30	GI	SH	1/2 - 1 5/8
F8M-42S-21	7727-9542	42	4.211	2.50	GI	SH	1/2 - 1 5/8
F8M-140S-21	7727-9544	140	14.036	25.00	GI	SF	1/2 - 2 13/16
F8M-168S-21	7727-9568	168	16.843	33.80	GI	SF	1/2 - 2 13/16
F8M-180S-21	7727-9580	180	18.046	36.60	GI	SF	1/2 - 2 13/16
F8M-224S-21	7727-9524	224	22.457	50.10	GI	E	7/8 - 3 1/2

### Product No. Series 7716 & 7719

#### 14mm Pitch Sprockets — For Belts 20mm Wide

Part No.	Product No.	No. of Grooves	Pitch Dia. (In.)	Wt. Ea. (Lbs.)	Material	Bore or Bushing	Bore Range (In.)
14MX-28S-20	7719-2028	28	4.912	3.90	GI	2012	1/2 - 2 1/8
14MX-29S-20	7719-2029	29	5.088	4.50	GI	2012	1/2 - 2 1/8
14MX-30S-20	7719-2030	30	5.263	4.80	GI	2012	1/2 - 2 1/8
14MX-31S-20	7719-2031	31	5.439	5.50	GI	2012	1/2 - 2 1/8
14MX-32S-20	7719-2032	32	5.614	5.90	GI	2012	1/2 - 2 1/8
14MX-33S-20	7719-2033	33	5.790	6.30	GI	2012	1/2 - 2 1/8
14MX-34S-20	7719-2034	34	5.965	6.90	GI	2012	1/2 - 2 1/8
14MX-35S-20	7719-2035	35	6.141	7.30	GI	2012	1/2 - 2 1/8
14MX-36S-20	7719-2036	36	6.316	7.60	GI	2517	1/2 - 2 11/16
14MX-37S-20	7719-2037	37	6.492	8.20	GI	2517	1/2 - 2 11/16
14MX-38S-20	7719-2038	38	6.667	8.82	GI	2517	1/2 - 2 11/16
14MX-39S-20	7719-2039	39	6.842	9.80	GI	2517	1/2 - 2 11/16
14MX-40S-20	7719-2040	40	7.018	10.11	GI	2517	1/2 - 2 11/16
14MX-43S-20	7719-2043	43	7.544	11.67	GI	2517	1/2 - 2 11/16
14MX-45S-20	7719-2045	45	7.895	13.50	GI	3020	7/8 - 3 1/4
14MX-48S-20	7719-2048	48	8.421	16.44	GI	3020	7/8 - 3 1/4
14MX-50S-20	7719-2050	50	8.772	18.25	GI	3020	7/8 - 3 1/4
14MX-53S-20	7719-2053	53	9.299	20.50	GI	3020	7/8 - 3 1/4
14MX-56S-20	7719-2056	56	9.825	23.15	GI	3525	1 3/16 - 3 15/16
14MX-60S-20	7719-2060	60	10.527	27.45	GI	3525	1 3/16 - 3 15/16
14MX-63S-20	7719-2063	63	11.053	30.19	GI	3525	1 3/16 - 3 15/16
14MX-67S-20	7719-2067	67	11.755	31.25	GI	3525	1 3/16 - 3 15/16
14MX-71S-20	7719-2071	71	12.457	32.51	GI	3525	1 3/16 - 3 15/16
14MX-75S-20	7719-2075	75	13.158	36.15	GI	3525	1 3/16 - 3 15/16
14MX-80S-20	7719-2080	80	14.036	35.43	GI	3525	1 3/16 - 3 15/16
14MX-90S-20	7719-2090	90	15.790	41.29	GI	3525	1 3/16 - 3 15/16



SYNCHRONOUS METAL



## Poly Chain® GT®2 Sprockets

### Product No. Series 7716 & 7719 (continued)

#### 14mm Pitch Sprockets — For Belts 20mm Wide (continued)

Part No.	Product No.	No. of Grooves	Pitch Dia. (In.)	Wt. Ea. (Lbs.)	Material	Bore or Bushing	Bore Range (In.)
14MX-112S-20	7719-2112	112	19.650	59.60	GI	3525	1 3/16 - 3 15/16
14MX-126S-20	7719-2126	126	22.106	58.20	GI	3525	1 3/16 - 3 15/16
14MX-140S-20	7719-2140	140	24.562	102.00	GI	3525	1 3/16 - 3 15/16
14MX-154S-20	7719-2154	154	27.019	73.50	GI	3525	1 3/16 - 3 15/16
14MX-168S-20	7719-2168	168	29.475	99.50	GI	3525	1 3/16 - 3 15/16
14MX-180S-20	7719-2180	180	31.580	135.00	GI	3525	1 3/16 - 3 15/16
14MX-200S-20	7719-2200	200	35.089	156.00	GI	3525	1 3/16 - 3 15/16
14MX-224S-20	7719-2224	224	39.300	150.20	GI	4030	1 7/16 - 4 7/16

#### 14mm Pitch Sprockets — For Belts 37mm Wide

Part No.	Product No.	No. of Grooves	Pitch Dia. (In.)	Wt. Ea. (Lbs.)	Material	Bore or Bushing	Bore Range (In.)
14MX-28S-37	7719-3028	28	4.912	4.20	GI	2012	1/2 - 2 1/8
PB14MX-28S-37	7716-3028	28	4.912	4.50	DI	MPB	1 - 2 15/16
14MX-29S-37	7719-3029	29	5.088	4.70	GI	2517	1/2 - 2 11/16
14MX-30S-37	7719-3030	30	5.263	5.00	GI	2517	1/2 - 2 11/16
14MX-31S-37	7719-3031	31	5.439	6.00	GI	2517	1/2 - 2 11/16
14MX-32S-37	7719-3032	32	5.614	7.20	GI	2517	1/2 - 2 11/16
14MX-33S-37	7719-3033	33	5.790	7.50	GI	2517	1/2 - 2 11/16
14MX-34S-37	7719-3034	34	5.965	7.80	GI	2517	1/2 - 2 11/16
14MX-35S-37	7719-3035	35	6.141	8.30	GI	2517	1/2 - 2 11/16
14MX-36S-37	7719-3036	36	6.316	8.80	GI	2517	1/2 - 2 11/16
14MX-37S-37	7719-3037	37	6.492	9.30	GI	2517	1/2 - 2 11/16
14MX-38S-37	7719-3038	38	6.667	10.80	GI	3020	7/8 - 3 1/4
14MX-39S-37	7719-3039	39	6.842	11.90	GI	3020	7/8 - 3 1/4
14MX-40S-37	7719-3040	40	7.018	12.20	GI	3020	7/8 - 3 1/4
14MX-43S-37	7719-3043	43	7.544	12.50	GI	3020	7/8 - 3 1/4
14MX-45S-37	7719-3045	45	7.895	15.80	GI	3020	7/8 - 3 1/4
14MX-48S-37	7719-3048	48	8.421	18.70	GI	3020	7/8 - 3 1/4
14MX-50S-37	7719-3050	50	8.772	21.10	GI	3020	7/8 - 3 1/4
14MX-53S-37	7719-3053	53	9.299	24.70	GI	3020	7/8 - 3 1/4
14MX-56S-37	7719-3056	56	9.825	28.20	GI	3525	1 3/16 - 3 15/16
14MX-60S-37	7719-3060	60	10.527	32.20	GI	3525	1 3/16 - 3 15/16
14MX-63S-37	7719-3063	63	11.053	42.80	GI	3525	1 3/16 - 3 15/16
14MX-67S-37	7719-3067	67	11.755	43.50	GI	3525	1 3/16 - 3 15/16
14MX-71S-37	7719-3071	71	12.457	44.10	GI	3525	1 3/16 - 3 15/16
14MX-75S-37	7719-3075	75	13.158	45.50	GI	3525	1 3/16 - 3 15/16
14MX-80S-37	7719-3080	80	14.036	48.70	GI	3525	1 3/16 - 3 15/16
14MX-90S-37	7719-3090	90	15.790	53.30	GI	3525	1 3/16 - 3 15/16
14MX-112S-37	7719-3112	112	19.650	87.00	GI	3525	1 3/16 - 3 15/16
14MX-126S-37	7719-3126	126	22.106	76.30	GI	3525	1 3/16 - 3 15/16
14MX-140S-37	7719-3140	140	24.562	100.90	GI	3525	1 3/16 - 3 15/16
14MX-154S-37	7719-3154	154	27.019	100.20	GI	3525	1 3/16 - 3 15/16
14MX-168S-37	7719-3168	168	29.475	179.00	GI	4030	1 7/16 - 4 7/16
14MX-180S-37	7719-3180	180	31.580	172.30	GI	4030	1 7/16 - 4 7/16
14MX-200S-37	7719-3200	200	35.089	185.40	GI	4030	1 7/16 - 4 7/16
14MX-224S-37	7719-3224	224	39.300	229.10	GI	4030	1 7/16 - 4 7/16

#### 14mm Pitch Sprockets — For Belts 68mm Wide

Part No.	Product No.	No. of Grooves	Pitch Dia. (In.)	Wt. Ea. (Lbs.)	Material	Bore or Bushing	Bore Range (In.)
PB14MX-28S-68	7716-6028	28	4.912	13.40	DI	MPB	1 - 2 15/16
14MX-29S-68	7719-6029	29	5.088	14.70	GI	2517	1/2 - 2 11/16
PB14MX-29S-68	7716-6029	29	5.088	14.50	DI	MPB	1 - 3 3/16
14MX-30S-68	7719-6030	30	5.263	14.00	GI	2517	1/2 - 2 11/16
PB14MX-30S-68	7716-6030	30	5.263	15.70	DI	MPB	1 - 3 3/16

SYNCHRONOUS METAL





## Poly Chain® GT® 2 Sprockets

### Product No. Series 7716 & 7719 (continued)

#### 14mm Pitch Sprockets — For Belts 68mm Wide (continued)

Part No.	Product No.	No. of Grooves	Pitch Dia. (In.)	Wt. Ea. (Lbs.)	Material	Bore or Bushing	Bore Range (In.)
14MX-31S-68	7719-6031	31	5.439	14.30	GI	2517	1/2 - 2 11/16
PB14MX-31S-68	7716-6031	31	5.439	16.80	DI	MPB	1 - 3 7/16
14MX-32S-68	7719-6032	32	5.614	14.60	GI	2517	1/2 - 2 11/16
PB14MX-32S-68	7716-6032	32	5.614	18.00	DI	MPB	1 - 3 7/16
14MX-33S-68	7719-6033	33	5.790	14.90	GI	2517	1/2 - 2 11/16
PB14MX-33S-68	7716-6033	33	5.790	19.50	DI	MPB	1 - 3 1/2
14MX-34S-68	7719-6034	34	5.965	15.20	GI	2517	1/2 - 2 11/16
PB14MX-34S-68	7716-6034	34	5.965	21.10	DI	MPB	1 - 3 1/2
14MX-35S-68	7719-6035	35	6.141	15.50	DI	3020	7/8 - 3 1/4
14MX-36S-68	7719-6036	36	6.316	15.80	DI	3020	7/8 - 3 1/4
14MX-37S-68	7719-6037	37	6.492	16.10	GI	3020	7/8 - 3 1/4
14MX-38S-68	7719-6038	38	6.667	16.40	GI	3020	7/8 - 3 1/4
14MX-39S-68	7719-6039	39	6.842	16.70	GI	3020	7/8 - 3 1/4
14MX-40S-68	7719-6040	40	7.018	17.00	GI	3020	7/8 - 3 1/4
14MX-43S-68	7719-6043	43	7.544	17.20	GI	3020	7/8 - 3 1/4
14MX-45S-68	7719-6045	45	7.895	20.40	GI	3020	7/8 - 3 1/4
14MX-48S-68	7719-6048	48	8.421	24.60	DI	3525	1 3/16 - 3 15/16
14MX-50S-68	7719-6050	50	8.772	29.40	DI	3525	1 3/16 - 3 15/16
14MX-53S-68	7719-6053	53	9.299	35.70	GI	3525	1 3/16 - 3 15/16
14MX-56S-68	7719-6056	56	9.825	39.90	GI	3525	1 3/16 - 3 15/16
14MX-60S-68	7719-6060	60	10.527	50.60	GI	3525	1 3/16 - 3 15/16
14MX-63S-68	7719-6063	63	11.053	58.00	GI	3525	1 3/16 - 3 15/16
14MX-67S-68	7719-6067	67	11.755	60.00	GI	3525	1 3/16 - 3 15/16
14MX-71S-68	7719-6071	71	12.457	63.30	GI	3525	1 3/16 - 3 15/16
14MX-75S-68	7719-6075	75	13.158	68.60	GI	3525	1 3/16 - 3 15/16
14MX-80S-68	7719-6080	80	14.036	76.30	GI	3525	1 3/16 - 3 15/16
14MX-90S-68	7719-6090	90	15.790	82.60	GI	4030	1 7/16 - 4 7/16
14MX-112S-68	7719-6112	112	19.650	100.37	GI	4030	1 7/16 - 4 7/16
14MX-140S-68	7719-6140	140	24.562	190.00	GI	4030	1 7/16 - 4 7/16
14MX-168S-68	7719-6168	168	29.475	239.10	GI	4535	1 15/16 - 4 15/16
14MX-180S-68	7719-6180	180	31.580	250.60	GI	4535	1 15/16 - 4 15/16
14MX-200S-68	7719-6200	200	35.089	262.50	GI	4535	1 15/16 - 4 15/16
14MX-224S-68	7719-6224	224	39.300	350.00	GI	5040	2 7/16 - 5

SYNCHRONOUS METAL

#### 14mm Pitch Sprockets — For Belts 90mm Wide

Part No.	Product No.	No. of Grooves	Pitch Dia. (In.)	Wt. Ea. (Lbs.)	Material	Bore or Bushing	Bore Range (In.)
PB14MX-28S-90	7716-9028	28	4.912	17.40	DI	MPB	1 1/2 - 2 15/16
PB14MX-29S-90	7716-9029	29	5.088	18.90	DI	MPB	1 1/2 - 3 3/16
PB14MX-30S-90	7716-9030	30	5.263	20.30	DI	MPB	1 1/2 - 3 3/16
PB14MX-31S-90	7716-9031	31	5.439	21.80	DI	MPB	1 1/2 - 3 7/16
PB14MX-32S-90	7716-9032	32	5.614	23.20	DI	MPB	1 1/2 - 3 7/16
PB14MX-33S-90	7716-9033	33	5.790	25.20	DI	MPB	1 1/2 - 3 1/2
PB14MX-34S-90	7716-9034	34	5.965	27.20	DI	MPB	1 1/2 - 3 1/2
14MX-35S-90	7719-9035	35	6.141	22.90	DI	3020	7/8 - 3 1/4
PB14MX-35S-90	7716-9035	35	6.141	28.70	DI	MPB	1 1/2 - 3 13/16
14MX-36S-90	7719-9036	36	6.316	23.10	DI	3020	7/8 - 3 1/4
PB14MX-36S-90	7716-9036	36	6.316	30.30	DI	MPB	1 1/2 - 3 13/16
14MX-37S-90	7719-9037	37	6.492	23.40	GI	3020	7/8 - 3 1/4
PB14MX-37S-90	7716-9037	37	6.492	32.10	DI	MPB	1 1/2 - 4 1/8
14MX-38S-90	7719-9038	38	6.667	23.70	GI	3020	7/8 - 3 1/4
PB14MX-38S-90	7716-9038	38	6.667	33.90	DI	MPB	1 1/2 - 4 1/8
14MX-39S-90	7719-9039	39	6.842	24.00	GI	3020	7/8 - 3 1/4
PB14MX-39S-90	7716-9039	39	6.842	35.80	DI	MPB	1 1/2 - 4 3/8
14MX-40S-90	7719-9040	40	7.018	24.30	GI	3020	7/8 - 3 1/4
PB14MX-40S-90	7716-9040	40	7.018	37.70	DI	MPB	1 1/2 - 4 3/8
14MX-43S-90	7719-9043	43	7.544	24.70	DI	3525	1 3/16 - 3 15/16
14MX-45S-90	7719-9045	45	7.895	27.30	DI	3525	1 3/16 - 3 15/16
14MX-48S-90	7719-9048	48	8.421	33.40	DI	3525	1 3/16 - 3 15/16







## Poly Chain® GT®2 Sprockets

### Product No. Series 7716 & 7719 (continued)

#### 14mm Pitch Sprockets — For Belts 90mm Wide (continued)

Part No.	Product No.	No. of Grooves	Pitch Dia. (In.)	Wt. Ea. (Lbs.)	Material	Bore or Bushing	Bore Range (In.)
14MX-50S-90	7719-9050	50	8.772	29.30	DI	3525	1 3/16 - 3 15/16
14MX-53S-90	7719-9053	53	9.299	46.80	GI	3525	1 3/16 - 3 15/16
14MX-56S-90	7719-9056	56	9.825	42.10	GI	4030	1 7/16 - 4 7/16
14MX-60S-90	7719-9060	60	10.527	50.45	GI	4030	1 7/16 - 4 7/16
14MX-63S-90	7719-9063	63	11.053	64.60	GI	4030	1 7/16 - 4 7/16
14MX-67S-90	7719-9067	67	11.755	70.00	GI	4030	1 7/16 - 4 7/16
14MX-71S-90	7719-9071	71	12.457	86.70	GI	4030	1 7/16 - 4 7/16
14MX-75S-90	7719-9075	75	13.158	85.00	GI	4030	1 7/16 - 4 7/16
14MX-80S-90	7719-9080	80	14.036	88.00	GI	4030	1 7/16 - 4 7/16
14MX-90S-90	7719-9090	90	15.790	89.05	GI	4030	1 7/16 - 4 7/16
14MX-112S-90	7719-9112	112	19.650	197.90	GI	4535	1 15/16 - 4 15/16
14MX-140S-90	7719-9140	140	24.562	240.00	GI	5040	2 7/16 - 5
14MX-168S-90	7719-9168	168	29.475	327.30	GI	6050	4 7/16 - 6
14MX-180S-90	7719-9180	180	31.580	335.90	GI	6050	4 7/16 - 6
14MX-200S-90	7719-9200	200	35.089	344.50	GI	6050	4 7/16 - 6
14MX-224S-90	7719-9224	224	39.300	589.00	GI	6050	4 7/16 - 6

#### 14mm Pitch Sprockets — For Belts 125mm Wide

Part No.	Product No.	No. of Grooves	Pitch Dia. (In.)	Wt. Ea. (Lbs.)	Material	Bore or Bushing	Bore Range (In.)
PB14MX-28S-125	7716-8028	28	4.912	22.00	DI	MPB	1 1/2 - 2 15/16
PB14MX-29S-125	7716-8029	29	5.087	23.70	DI	MPB	1 1/2 - 3 3/16
PB14MX-30S-125	7716-8030	30	5.263	25.40	DI	MPB	1 1/2 - 3 3/16
PB14MX-31S-125	7716-8031	31	5.438	27.30	DI	MPB	1 1/2 - 3 7/16
PB14MX-32S-125	7716-8032	32	5.614	29.20	DI	MPB	1 1/2 - 3 7/16
PB14MX-33S-125	7716-8033	33	5.790	31.80	DI	MPB	1 1/2 - 3 1/2
PB14MX-34S-125	7716-8034	34	5.965	34.30	DI	MPB	1 1/2 - 3 1/2
PB14MX-35S-125	7716-8035	35	6.140	36.20	DI	MPB	1 1/2 - 3 13/16
PB14MX-36S-125	7716-8036	36	6.315	38.00	DI	MPB	1 1/2 - 3 13/16
PB14MX-37S-125	7716-8037	37	6.491	40.30	DI	MPB	1 1/2 - 4 1/8
PB14MX-38S-125	7716-8038	38	6.666	42.50	DI	MPB	1 1/2 - 4 1/8
PB14MX-39S-125	7716-8039	39	6.842	44.90	DI	MPB	1 1/2 - 4 3/8
PB14MX-40S-125	7716-8040	40	7.017	47.20	DI	MPB	1 1/2 - 4 3/8
PB14MX-43S-125	7716-8043	43	7.543	55.50	DI	MPB	1 1/2 - 4 13/16
PB14MX-45S-125	7716-8045	45	7.894	61.30	DI	MPB	1 1/2 - 5
PB14MX-48S-125	7716-8048	48	8.421	68.70	DI	MPB	1 1/2 - 5 5/8
14MX-50S-125	7719-8050	50	8.771	39.40	GI	4535	1 15/16 - 4 15/16
14MX-53S-125	7719-8053	53	9.290	50.10	GI	4535	1 15/16 - 4 15/16
14MX-56S-125	7719-8056	56	9.824	52.60	GI	4535	1 15/16 - 4 15/16
14MX-60S-125	7719-8060	60	10.526	63.30	GI	4535	1 15/16 - 4 15/16
14MX-63S-125	7719-8063	63	11.052	77.20	GI	4535	1 15/16 - 4 15/16
14MX-67S-125	7719-8067	67	11.754	93.80	GI	4535	1 15/16 - 4 15/16
14MX-71S-125	7719-8071	71	12.455	93.00	GI	5040	2 7/16 - 5
14MX-75S-125	7719-8075	75	13.157	132.80	GI	5040	2 7/16 - 5
14MX-80S-125	7719-8080	80	14.034	137.00	GI	5040	2 7/16 - 5
14MX-90S-125	7719-8090	90	15.790	121.00	GI	5040	2 7/16 - 5
14MX-112S-125	7719-8112	112	19.650	210.60	GI	6050	4 7/16 - 6
14MX-140S-125	7719-8140	140	24.560	270.30	GI	6050	4 7/16 - 6
14MX-168S-125	7719-8168	168	29.472	345.20	GI	7060	4 15/16 - 7
14MX-180S-125	7719-8180	180	31.580	365.20	GI	7060	4 15/16 - 7
14MX-200S-125	7719-8200	200	35.086	373.50	GI	7060	4 15/16 - 7
14MX-224S-125	7719-8224	224	39.300	482.30	GI	7060	4 15/16 - 7

SYNCHRONOUS METAL





## Poly Chain® GT®2 Sprockets

### Product No. Series 7719 (continued)

14mm Pitch Poly Chain® GT®2-Taper-Lock® Sprockets for ACHE Applications — For Belts 37mm Wide

Part No.	Product No.	No. of Grooves	Pitch Dia. (In.)	Wt. Ea. (Lbs.)	Material	Bore or Bushing	Bore Range (In.)
F14MX-180S-37	7719-9702	180	31.580	120.00	GI	3020	7/8 - 3 1/4
F14MX-200S-37	7719-9700	200	35.086	130.00	GI	3020	7/8 - 3 1/4
F14MX-224S-37	7719-9704	224	39.296	177.00	GI	3020	7/8 - 3 1/4

### Product No. Series 7727

14mm Pitch Poly Chain® GT®2 - QD® Sprockets for ACHE Applications — For Belts 20mm Wide

Part No.	Product No.	No. of Grooves	Pitch Dia. (In.)	Wt. Ea. (Lbs.)	Material	Bore or Bushing	Bore Range (In.)
F14M-28S-20	7727-9628	28	4.912	3.90	GI	SK	1/2 - 2 1/2
F14M-29S-20	7727-9629	29	5.088	4.50	GI	SK	1/2 - 2 1/2
F14M-30S-20	7727-9630	30	5.263	4.80	GI	SK	1/2 - 2 1/2
F14M-31S-20	7727-9631	31	5.439	5.50	GI	SK	1/2 - 2 1/2
F14M-32S-20	7727-9632	32	5.614	5.90	GI	SK	1/2 - 2 1/2
F14M-33S-20	7727-9633	33	5.790	6.30	GI	SK	1/2 - 2 1/2
F14M-34S-20	7727-9634	34	5.965	6.90	GI	SK	1/2 - 2 1/2
F14M-35S-20	7727-9635	35	6.141	7.30	GI	SK	1/2 - 2 1/2
F14M-36S-20	7727-9720	36	6.315	7.90	GI	SF	1 - 2 1/2
F14M-140S-20	7727-9644	140	24.560	66.10	GI	E	7/8 - 3 1/2
F14M-168S-20	7727-9668	168	29.472	90.00	GI	F	1 - 4
F14M-180S-20	7727-9680	180	31.580	107.30	GI	F	1 - 4
F14M-200S-20	7727-9600	200	35.086	119.00	GI	F	1 - 4
F14M-224S-20	7727-9624	224	39.300	125.00	GI	F	1 - 4

14mm Pitch Poly Chain® GT®2 - QD® Sprockets for ACHE Applications — For Belts 37mm Wide

Part No.	Product No.	No. of Grooves	Pitch Dia. (In.)	Wt. Ea. (Lbs.)	Material	Bore or Bushing	Bore Range (In.)
F14M-28S-37	7727-9728	28	4.912	4.20	GI	SK	1/2 - 2 1/2
F14M-29S-37	7727-9729	29	5.088	4.70	GI	SK	1/2 - 2 1/2
F14M-30S-37	7727-9730	30	5.263	5.00	GI	SK	1/2 - 2 1/2
F14M-31S-37	7727-9731	31	5.439	6.00	GI	SK	1/2 - 2 1/2
F14M-32S-37	7727-9732	32	5.614	7.10	GI	SK	1/2 - 2 1/2
F14M-33S-37	7727-9733	33	5.790	7.50	GI	SK	1/2 - 2 1/2
F14M-34S-37	7727-9734	34	5.965	7.80	GI	SK	1/2 - 2 1/2
F14M-35S-37	7727-9735	35	6.141	8.30	GI	SK	1/2 - 2 1/2
F14M-36S-37	7727-9737	36	6.315	8.80	GI	SF	1/2 - 2 1/2
F14M-180S-37	7727-9702	180	31.580	120.00	GI	E	7/8 - 3 1/2
F14M-200S-37	7727-9700	200	35.089	130.00	GI	E	7/8 - 3 1/2
F14M-224S-37	7727-9704	224	39.300	177.00	GI	E	7/8 - 3 1/2

SYNCHRONOUS METAL

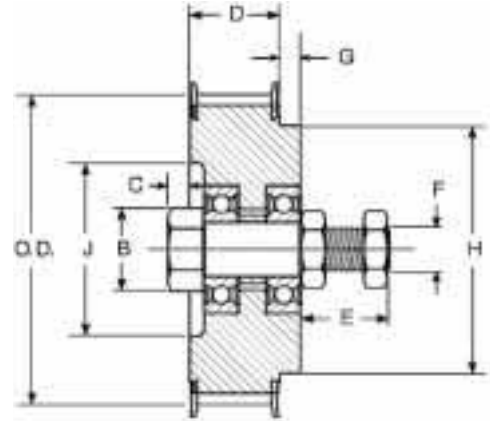


# Poly Chain® GT®2 Idler Hardware

## Product No. Series 7720

### Idler Sprockets (Integral Shaft Included)

Part No.	Product No.	Size	Wt. Ea. (Lbs.)
12-IDL-SPRK	7720-1500	IDLR 8M-32S-12	3.80
21-IDL-SPRK	7720-1510	IDLR 8M-32S-21	3.88
36-IDL-SPRK	7720-1520	IDLR 8M-36S-36	5.14
62-IDL-SPRK	7720-1530	IDLR 8M-36S-62	9.69
20-IDL-SPRK	7720-1600	IDLR 14M-30S-20	12.55
37-IDL-SPRK	7720-1610	IDLR 14M-30S-37	13.46
68-IDL-SPRK	7720-1620	IDLR 14M-34S-68	26.03
90-IDL-SPRK	7720-1640	IDLR 14M-34S-90	32.18
125-IDL-SPRK	7720-1630	IDLR14M-34S-125	36.45

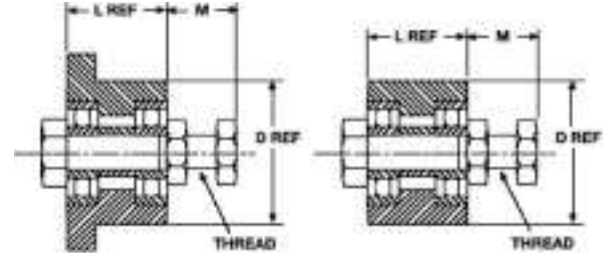


SYNCHRONOUS METAL

### Idler Bushings (Integral Shaft Included)

Part No.	Product No.	Wt. Ea. (Lbs.)
20-IDLR-BUSH(SK)	7720-1120	11.00
30-IDLR-BUSH(SF)	7720-1130	8.60
40-IDLR-BUSH(E)	7720-1140	8.62
1610-IDLR-BUSH	7720-2610	1.30
2012-IDLR-BUSH	7720-2012	2.30
2517-IDLR-BUSH	7720-2517	3.90

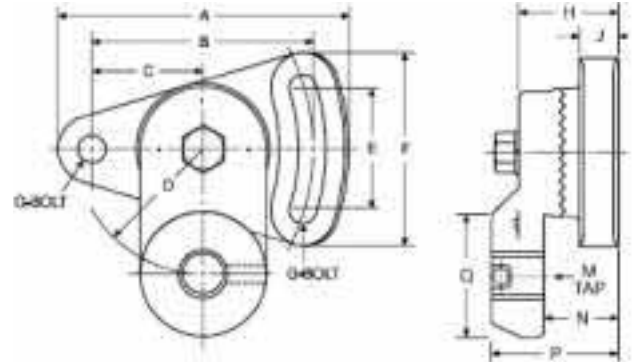
14mm Idler Sprockets: Use 20-IDL-BRAK with 30-IDL-BUSH and 40-IDL-BUSH. 8mm Idler Sprockets: Use 05-IDL-BRAK with 1610-IDL-Bush; Use 10-IDL-BRAK with 2012-IDL-BUSH, 2517-IDL-BUSH and 2012-IDL-BUSH.



### Idler Brackets

Part No.	Product No.	Wt. Ea. (Lbs.)
5-IDL-BRAK	7720-1005	2.80
10-IDL-BRAK	7720-1010	3.40
20-IDL-BRAK	7720-1020	11.20

14mm Idler Sprockets: Use 20-IDL-BRAK with 30-IDL-BUSH and 40-IDL-BUSH. 8mm Idler Sprockets: Use 05-IDL-BRAK with 1610-IDL-Bush; Use 10-IDL-BRAK with 2012-IDL-BUSH, 2517-IDL-BUSH and 2012-IDL-BUSH.





## Draftguard® Anti-Rotation Device

Draftguard® Anti-Rotation Device Fan drives can rotate backwards when they are turned off, generally by reason of air movement across the fan blades. Draftguard® anti-rotation device secures the drive from spinning backwards during maintenance operations as well as protects the entire system from extreme shock loads during start-up, causing unnecessary wear of the motor components and potential belt breakage.



### Markets/Applications

Ideal for any V-belt or synchronous belt drive system where back-drafting or wind-milling is an issue or safety concern.

### Features/Advantages

- Designed with mounting holes for bushings including QD® (E, F and J) and Taper-Lock® (3020, 3525, 3535, 4030) commonly found on ACHE belt drive systems.
- Maintenance-free bearings greased-for-life assembly.
- Small investment to mitigate risk to employees and equipment.

### Product No. Series 7814

Part No.	Product No.	Wt. Ea. (Lbs.)
Draftguard 3020 Spacer	7814-0001	.90
DRAFTGUARD SPACER 3525/4030	7814-0002	1.50
DRAFTGUARD CLUTCH	7814-0006	8.10
DRAFTGUARD FLANGE ASSEMBLY	7814-0003	2.00
DRAFTGUARD KIT	7814-0004	20.00
DRAFTGUARD LOCKING RING	7814-0007	1.70
DRAFTGUARD TORQUE ARM	7814-0005	2.00

SYNCHRONOUS METAL





## Poly Chain® GT<sup>®</sup>2 Sprockets - Stainless Steel

### Markets/Applications

Use with Poly Chain GT2 belts. Stainless steel Poly Chain GT2 sprockets are ideal for the food and beverage market or where non-corrosive sprockets are needed to prevent rust.

### Features/Advantages

- Cost effective alternative to stainless roller chain drives.
- Taper-Lock<sup>®</sup> bushings save shaft space allowing load to be closer to bearing.
- Can be used with rim speeds of 8,000 fpm.



### Notes

Sprocket part numbers are comprised of pitch, number of grooves and width. For example; part number SS8MX-28S-12 denotes "SS" for stainless steel, 8mm pitch, 28 grooves, "S" for sprocket and 12mm width.

On a sprocket, pitch is the distance between groove centers and is measured on the pitch circle of the sprocket. The pitch circle of the sprocket coincides with the pitch line of the belt mating with it. The pitch diameter of the sprocket is always greater than its outside diameter.

### Product No. Series 7769

#### 8mm Pitch Sprockets — For Belts 12mm Wide

Part No.	Product No.	No. of Grooves	Pitch Dia. (In.)	Wt. Ea. (Lbs.)	Material	Bore or Bushing	Bore Range (In.)
SS 8MX-28S-12 1108	7769-1228	28	2.807	.90	SS	1108	1/2 - 1 1/8
SS 8MX-28S-12 MPB	7769-9128	28	2.807	1.40	SS	MPB	1/2 - 1 3/4
SS 8MX-29S-12 1108	7769-1229	29	2.907	.90	SS	1108	1/2 - 1 1/8
SS 8MX-29S-12 MPB	7769-9129	29	2.907	1.50	SS	MPB	1/2 - 1 3/4
SS 8MX-30S-12 1108	7769-1230	30	3.008	1.00	SS	1108	1/2 - 1 1/8
SS 8MX-30S-12 MPB	7769-9130	30	3.008	1.60	SS	MPB	1/2 - 1 13/16
SS 8MX-32S-12 1210	7769-1232	32	3.208	1.20	SS	1210	1/2 - 1 1/4
SS 8MX-32S-12 MPB	7769-9132	32	3.208	1.70	SS	MPB	1/2 - 2
SS 8MX-34S-12 1610	7769-1234	34	3.409	1.30	SS	1610	1/2 - 1 11/16
SS 8MX-34S-12 MPB	7769-9134	34	3.409	1.80	SS	MPB	1/2 - 2 1/8
SS 8MX-36S-12 1610	7769-1236	36	3.609	1.40	SS	1610	1/2 - 1 11/16
SS 8MX-38S-12 1610	7769-1238	38	3.810	1.60	SS	1610	1/2 - 1 11/16
SS 8MX-40S-12 2012	7769-1240	40	4.010	1.90	SS	2012	1/2 - 2 1/8
SS 8MX-42S-12 2012	7769-1242	42	4.211	2.30	SS	2012	1/2 - 2 1/8
SS 8MX-45S-12 2012	7769-1245	45	4.511	2.50	SS	2012	1/2 - 2 1/8
SS 8MX-48S-12 2012	7769-1248	48	4.812	2.70	SS	2012	1/2 - 2 1/8
SS 8MX-50S-12 2012	7769-1250	50	5.013	3.90	SS	2012	1/2 - 2 1/8
SS 8MX-53S-12 2012	7769-1253	53	5.314	3.70	SS	2012	1/2 - 2 1/8
SS 8MX-56S-12 2012	7769-1256	56	5.514	4.20	SS	2012	1/2 - 2 1/8
SS 8MX-60S-12 2012	7769-1260	60	6.015	4.90	SS	2012	1/2 - 2 1/8

#### 8mm Pitch Sprockets — For Belts 21mm Wide

Part No.	Product No.	No. of Grooves	Pitch Dia. (In.)	Wt. Ea. (Lbs.)	Material	Bore or Bushing	Bore Range (In.)
SS 8MX-28S-21 1108	7769-2128	28	2.807	2.10	SS	1108	1/2 - 1 1/8
SS 8MX-28S-21 MPB	7769-9228	28	2.807	1.80	SS	MPB	1/2 - 1 3/4
SS 8MX-29S-21 1108	7769-2129	29	2.907	2.30	SS	1108	1/2 - 1 1/8
SS 8MX-29S-21 MPB	7769-9229	29	2.907	2.00	SS	MPB	1/2 - 1 3/4
SS 8MX-30S-21 1108	7769-2130	30	3.008	2.50	SS	1108	1/2 - 1 1/8
SS 8MX-30S-21 MPB	7769-9230	30	3.008	2.20	SS	MPB	1/2 - 1 13/16
SS 8MX-32S-21 1210	7769-2132	32	3.208	3.00	SS	1210	1/2 - 1 1/4
SS 8MX-32S-21 MPB	7769-9232	32	3.208	2.50	SS	MPB	1/2 - 2
SS 8MX-34S-21 1610	7769-2134	34	3.409	1.90	SS	1610	1/2 - 1 11/16
SS 8MX-34S-21 MPB	7769-9234	34	3.409	2.70	SS	MPB	1/2 - 2
SS 8MX-36S-21 1610	7769-2136	36	3.609	2.10	SS	1610	1/2 - 1 11/16
SS 8MX-38S-21 1610	7769-2138	38	3.810	2.30	SS	1610	1/2 - 1 11/16
SS 8MX-40S-21 2012	7769-2140	40	4.010	2.30	SS	2012	1/2 - 2 1/8
SS 8MX-42S-21 2012	7769-2142	42	4.211	2.50	SS	2012	1/2 - 2 1/8
SS 8MX-45S-21 2012	7769-2145	45	4.511	3.00	SS	2012	1/2 - 2 1/8
SS 8MX-48S-21 2012	7769-2148	48	4.812	3.40	SS	2012	1/2 - 2 1/8

SYNCHRONOUS METAL





## Poly Chain® GT®2 Sprockets - Stainless Steel

Product No. Series 7769 (continued)

8mm Pitch Sprockets — For Belts 21mm Wide (continued)

Part No.	Product No.	No. of Grooves	Pitch Dia. (In.)	Wt. Ea. (Lbs.)	Material	Bore or Bushing	Bore Range (In.)
SS 8MX-50S-21 2012	7769-2150	50	5.013	3.90	SS	2012	1/2 - 2 1/8
SS 8MX-53S-21 2012	7769-2153	53	5.314	4.40	SS	2012	1/2 - 2 1/8
SS 8MX-56S-21 2012	7769-2156	56	5.614	4.80	SS	2012	1/2 - 2 1/8
SS 8MX-60S-21 2012	7769-2160	60	6.015	7.70	SS	2012	1/2 - 2 1/8

SYNCHRONOUS METAL





## Poly Chain® GT®2 Sprockets - Re-Work Charge

### Markets/Applications

Use with Poly Chain GT2, Poly Chain GT or Poly Chain GT Carbon™ belts.

### Features/Advantages

- Re-work services have turn around time.
- Precise sprocket design produces positive press firm to shaft.
- Precision manufactured and static balanced.



### Notes

To order, contact the Made-to-Order Metals Team 800-709-6001 (phone), 303-744-4080 (fax) or at [www.gates.com/mtmetals](http://www.gates.com/mtmetals).

Rework applies only to plain bore sprockets. When ordering specify the part number and rework needed. Rework options are as follows:

**BTS = Bored to Size and includes Standard Keyway and set screws**

**PB = Plain Bore. No Keyway. No Set Screws.**

**KWY = Keyway only**

**SS = Set Screw only.**

Orders must be placed through the Made-to-Order Metals team and should not be placed on PowerPro®.

### Product No. Series 7896

Part No.	Product No.	Bore Range (In.)		Pitch Dia. (In.)
		Min.	Max.	
8MX-22S-12 REBORE	7896-3282	1/2	1 3/16	2.206
8MX-25S-12 REBORE	7896-3307	1/2	1 1/2	2.506
8MX-28S-12 REBORE	7896-3335	1/2	1 3/4	2.807
8MX-30S-12 REBORE	7896-3480	1/2	1 13/16	3.008
8MX-32S-12 REBORE	7896-3481	1/2	2	3.206
8MX-22S-21 REBORE	7896-3482	1/2	1 3/16	2.206
8MX-25S-21 REBORE	7896-3488	1/2	1 1/2	2.506
8MX-28S-21 REBORE	7896-3489	1/2	1 3/4	2.807
8MX-30S-21 REBORE	7896-3507	1/2	1 13/16	3.008
8MX-32S-21 REBORE	7896-3522	1/2	2	3.208
8MX-22S-36 REBORE	7896-3527	1/2	1 3/16	2.206
8MX-25S-36 REBORE	7896-3528	1/2	1 1/2	2.506
8MX-28S-36 REBORE	7896-3529	1/2	1 3/4	2.807
8MX-30S-36 REBORE	7896-3600	1/2	1 13/16	3.008
8MX-32S-36 REBORE	7896-3659	1/2	2	3.208
8MX-34S-36 REBORE	7896-3661	1/2	2 1/8	3.409
8MX-36S-36 REBORE	7896-3666	1/2	2 5/16	3.609
8MX-38S-36 REBORE	7896-3672	1/2	2 7/16	3.81
8MX-22S-62 REBORE	7896-3708	1	1 3/16	2.206
8MX-25S-62 REBORE	7896-3801	1	1 1/2	2.506
8MX-28S-62 REBORE	7896-3802	1	1 3/4	2.807
8MX-30S-62 REBORE	7896-3838	1	1 13/16	3.008
8MX-32S-62 REBORE	7896-3842	1	2	3.208
8MX-34S-62 REBORE	7896-3896	1	2 1/8	3.409
8MX-36S-62 REBORE	7896-3902	1	2 5/16	3.609
8MX-38S-62 REBORE	7896-3903	1	2 7/16	3.812
8MX-40S-62 REBORE	7896-3920	1	2 9/16	4.010
8MX-42S-62 REBORE	7896-3965	1	2 3/4	4.211
8MX-45S-62 REBORE	7896-4034	1	2 3/4	4.511
14MX-28S-37 REBORE	7896-4326	1/2	2 15/16	4.912
14MX-28S-68 REBORE	7896-4327	1	2 15/16	4.912
14MX-29S-68 REBORE	7896-4328	1	3 3/16	5.088
14MX-30S-68 REBORE	7896-4329	1	3 3/16	5.263
14MX-31S-68 REBORE	7896-4352	1	3 7/16	5.439
14MX-32S-68 REBORE	7896-4483	1	3 7/16	5.614
14MX-33S-68 REBORE	7896-4500	1	3 1/2	5.790
14MX-34S-68 REBORE	7896-4504	1	3 1/2	5.965
14MX-28S-90 REBORE	7896-4505	1 1/2	2 15/16	4.912
14MX-29S-90 REBORE	7896-4540	1 1/2	3 3/16	5.088
14MX-30S-90 REBORE	7896-4541	1 1/2	3 3/16	5.263
14MX-31S-90 REBORE	7896-4543	1 1/2	3 7/16	5.439
14MX-32S-90 REBORE	7896-4552	1 1/2	3 7/16	5.614
14MX-33S-90 REBORE	7896-4560	1 1/2	3 1/2	5.790

SYNCHRONOUS METAL





## Poly Chain® GT®2 Sprockets - Re-Work Charge

### Product No. Series 7896 (continued)

Part No.	Product No.	Bore Range (In.)		Pitch Dia. (In.)
		Min.	Max.	
14MX-34S-90 REBORE	7896-4626	1 1/2	3 1/2	5.965
14MX-35S-90 REBORE	7896-4627	1 1/2	3 1/3	6.141
14MX-36S-90 REBORE	7896-4665	1 1/2	3 13/16	6.316
14MX-37S-90 REBORE	7896-4630	1 1/2	4 1/8	6.492
14MX-38S-90 REBORE	7896-4704	1 1/2	4 1/8	6.667
14MX-39S-90 REBORE	7896-4753	1 1/2	4 3/8	6.842
14MX-40S-90 REBORE	7896-4754	1 1/2	4 3/8	7.018
14MX-28S-125 REBORE	7896-4755	1 1/2	2 15/16	4.912
14MX-29S-125 REBORE	7896-4890	1 1/2	3 3/16	5.087
14MX-30S-125 REBORE	7896-4897	1 1/2	3 3/16	5.236
14MX-31S-125 REBORE	7896-4968	1 1/2	3 7/16	5.438
14MX-32S-125 REBORE	7896-5045	1 1/2	3 7/16	5.614
14MX-33S-125 REBORE	7896-5055	1 1/2	3 1/2	5.790
14MX-34S-125 REBORE	7896-5082	1 1/2	3 1/2	5.965
14MX-35S-125 REBORE	7896-5161	1 1/2	3 13/16	6.140
14MX-36S-125 REBORE	7896-5171	1 1/2	3 13/16	6.315
14MX-37S-125 REBORE	7896-5251	1 1/2	4 1/8	6.491
14MX-38S-125 REBORE	7896-5257	1 1/2	4 1/8	6.666
14MX-39S-125 REBORE	7896-5268	1 1/2	4 3/8	6.842
14MX-40S-125 REBORE	7896-5280	1 1/2	4 3/8	7.017
14MX-43S-125 REBORE	7896-5326	1 1/2	4 13/16	7.543
14MX-45S-125 REBORE	7896-5447	1 1/2	5	7.894
14MX-48S-125 REBORE	7896-5448	1 1/2	5 5/8	8.421

SYNCHRONOUS METAL







## PowerGrip® GT®2 and Poly Chain® GT® - 5M Sprockets

### Markets/Applications

Use with 5mm pitch PowerGrip GT2 or Poly Chain GT Belts.

### Features/Advantages

- Full split in bushing allows easy installation and removal.
- Precise sprocket design produces positive, press fit to shaft.
- Smaller, narrower sprockets save shaft space, keep the load closer to bearing and extend life of reducer.
- Precision manufactured and static balanced.



### Notes

Sprocket part numbers are comprised of pitch, number of grooves and width. For example; part number P52-5MGT-15 denotes 52 grooves, 5mm pitch and 15mm width.

On a sprocket, pitch is the distance between groove centers and is measured on the pitch circle of the sprocket. The pitch circle of the sprocket coincides with the pitch line of the belt mating with it. The pitch diameter of the sprocket is always greater than its outside diameter.

**Abbreviations used for sprocket materials:** GI=Gray Iron, DI=Ductile Iron, SiS=Sintered Steel, ST=Steel, CI=Cast Iron.

**WARNING:** Do NOT use these sprockets with rim speeds in excess of 6,500 fpm.

### Product No. Series 7709

#### 5mm Pitch Sprockets — For Belts 9 and 15mm Wide

Part No.	Product No.	No. of Grooves	Pitch Dia. (In.)	Wt. Ea. (Lbs.)	Material	Bore or Bushing	Bore Range (In.)
P18-5MGT-15-MPB	7709-3018	18	1.128	.25	ST	MPB	1/4 - 3/8
P19-5MGT-15-MPB	7709-3019	19	1.191	.32	ST	MPB	1/4 - 7/16
P20-5MGT-15-MPB	7709-3020	20	1.253	.35	ST	MPB	1/4 - 1/2
P21-5MGT-15-MPB	7709-3021	21	1.316	.40	ST	MPB	1/4 - 1/2
P22-5MGT-15-MPB	7709-3022	22	1.379	.38	ST	MPB	1/4 - 1/2
P23-5MGT-15-MPB	7709-3023	23	1.441	.48	ST	MPB	3/8 - 5/8
P24-5MGT-15-MPB	7709-3024	24	1.504	.50	ST	MPB	3/8 - 5/8
P25-5MGT-15-MPB	7709-3025	25	1.567	.55	ST	MPB	3/8 - 5/8
P26-5MGT-15-MPB	7709-3026	26	1.629	.65	ST	MPB	3/8 - 11/16
P28-5MGT-15-MPB	7709-3028	28	1.755	.70	ST	MPB	1/2 - 3/4
P30-5MGT-15-MPB	7709-3030	30	1.880	.80	ST	MPB	1/2 - 15/16
P32-5MGT-15-MPB	7709-3032	32	2.005	.85	ST	MPB	1/2 - 15/16
P34-5MGT-15-MPB	7709-3034	34	2.130	1.05	ST	MPB	1/2 - 1
P36-5MGT-15	7709-1036	36	2.256	.44	SiS	1108	1/2 - 1 1/8
P36-5MGT-15-MPB	7709-3036	36	2.256	1.15	ST	MPB	1/2 - 1
P38-5MGT-15	7709-1038	38	2.381	.56	SiS	1108	1/2 - 1 1/8
P38-5MGT-15-MPB	7709-3038	38	2.381	1.40	ST	MPB	1/2 - 1 1/4
P40-5MGT-15	7709-1040	40	2.506	.66	SiS	1108	1/2 - 1 1/8
P40-5MGT-15-MPB	7709-3040	40	2.506	1.60	ST	MPB	1/2 - 1 5/16
P44-5MGT-15	7709-1044	44	2.757	.92	SiS	1108	1/2 - 1 1/8
P45-5MGT-15-MPB	7709-3045	45	2.820	2.05	ST	MPB	1/2 - 1 1/2
P48-5MGT-15	7709-1048	48	3.007	1.03	SiS	1210	1/2 - 1 1/4
P50-5MGT-15-MPB	7709-3050	50	3.113	2.25	ST	MPB	1/2 - 1 3/4
P52-5MGT-15	7709-1052	52	3.258	1.32	SiS	1210	1/2 - 1 1/4
P56-5MGT-15	7709-1056	56	3.509	1.37	SiS	1610	1/2 - 1 11/16
P60-5MGT-15	7709-1060	60	3.760	3.20	SiS	1610	1/2 - 1 11/16
P64-5MGT-15	7709-1064	64	4.010	2.00	SiS	1610	1/2 - 1 11/16
P68-5MGT-15	7709-1068	68	4.261	2.35	SiS	1610	1/2 - 1 11/16
P72-5MGT-15	7709-1072	72	4.511	2.71	SiS	1610	1/2 - 1 11/16
P80-5MGT-15	7709-1080	80	5.013	3.48	SiS	1610	1/2 - 1 11/16
P90-5MGT-15	7709-1090	90	5.639	4.61	SiS	1610	1/2 - 1 11/16
P112-5MGT-15	7709-1112	112	7.018	5.00	SiS	2012	1/2 - 2 1/8

#### 5mm Pitch Sprockets — For Belts 25mm Wide

Part No.	Product No.	No. of Grooves	Pitch Dia. (In.)	Wt. Ea. (Lbs.)	Material	Bore or Bushing	Bore Range (In.)
P18-5MGT-25-MPB	7709-5018	18	1.128	.30	ST	MPB	1/4 - 3/8
P19-5MGT-25-MPB	7709-5019	19	1.191	.40	ST	MPB	1/4 - 7/16
P20-5MGT-25-MPB	7709-5020	20	1.253	.43	ST	MPB	1/4 - 1/2

SYNCHRONOUS METAL





## PowerGrip® GT®2 and Poly Chain® GT® - 5M Sprockets

Product No. Series 7709 (continued)

5mm Pitch Sprockets — For Belts 25mm Wide (continued)

Part No.	Product No.	No. of Grooves	Pitch Dia. (In.)	Wt. Ea. (Lbs.)	Material	Bore or Bushing	Bore Range (In.)
P21-5MGT-25-MPB	7709-5021	21	1.316	.50	ST	MPB	1/4 - 1/2
P22-5MGT-25-MPB	7709-5022	22	1.379	.55	ST	MPB	1/4 - 1/2
P23-5MGT-25-MPB	7709-5023	23	1.441	.60	ST	MPB	3/8 - 5/8
P24-5MGT-25-MPB	7709-5024	24	1.504	.65	ST	MPB	3/8 - 5/8
P25-5MGT-25-MPB	7709-5025	25	1.566	.70	ST	MPB	3/8 - 5/8
P26-5MGT-25-MPB	7709-5026	26	1.629	.80	ST	MPB	3/8 - 11/16
P28-5MGT-25-MPB	7709-5028	28	1.754	.90	ST	MPB	3/8 - 3/4
P30-5MGT-25-MPB	7709-5030	30	1.880	1.05	ST	MPB	1/2 - 15/16
P32-5MGT-25-MPB	7709-5032	32	2.005	1.15	ST	MPB	1/2 - 15/16
P34-5MGT-25-MPB	7709-5034	34	2.130	1.40	ST	MPB	1/2 - 1
P36-5MGT-25	7709-2036	36	2.256	1.45	SiS	1108	1/2 - 1 1/8
P36-5MGT-25-MPB	7709-5036	36	2.256	1.50	ST	MPB	1/2 - 1
P38-5MGT-25	7709-2038	38	2.381	.72	SiS	1108	1/2 - 1 1/8
P38-5MGT-25-MPB	7709-5038	38	2.381	1.80	ST	MPB	1/2 - 1 1/4
P40-5MGT-25	7709-2040	40	2.506	.92	SiS	1108	1/2 - 1 1/8
P40-5MGT-25-MPB	7709-5040	40	2.506	2.10	ST	MPB	1/2 - 1 5/16
P44-5MGT-25	7709-2044	44	2.757	1.14	SiS	1108	1/2 - 1 1/8
P45-5MGT-25-MPB	7709-5045	45	2.820	2.65	ST	MPB	1/2 - 1 1/2
P48-5MGT-25	7709-2048	48	3.008	1.30	SiS	1210	1/2 - 1 1/4
P50-5MGT-25-MPB	7709-5050	50	3.133	3.25	ST	MPB	1/2 - 1 3/4
P52-5MGT-25	7709-2052	52	3.258	1.70	SiS	1210	1/2 - 1 1/4
P56-5MGT-25	7709-2056	56	3.509	1.77	SiS	1610	1/2 - 1 11/16
P60-5MGT-25	7709-2060	60	3.760	2.16	SiS	1610	1/2 - 1 11/16
P64-5MGT-25	7709-2064	64	4.010	2.53	GI	1610	1/2 - 1 11/16
P68-5MGT-25	7709-2068	68	4.261	2.87	GI	2012	1/2 - 2 1/8
P72-5MGT-25	7709-2072	72	4.511	3.28	GI	2012	1/2 - 2 1/8
P80-5MGT-25	7709-2080	80	5.013	4.42	GI	2012	1/2 - 2 1/8
P90-5MGT-25	7709-2090	90	5.639	6.17	GI	2012	1/2 - 2 1/8
P112-5MGT-25	7709-2112	112	7.018	10.61	GI	2012	1/2 - 2 1/8

SYNCHRONOUS METAL





## PowerGrip® GT®2 Sprockets - 8M and 14M

### Markets/Applications

Use with PowerGrip GT2 and PowerGrip GT Belts.

### Features/Advantages

- Full split in bushing allows easy installation and removal.
- Precise sprocket design produces positive, press fit to shaft.
- Smaller, narrower sprockets save shaft space, keep the load closer to bearing and extend life of reducer.
- Precision manufactured and static balanced.



### Notes

Sprocket part numbers are comprised of pitch, number of grooves and width. For example; part number P27-8MGT-30 denotes 27 grooves, 8mm pitch and 30mm width.

On a sprocket, pitch is the distance between groove centers and is measured on the pitch circle of the sprocket. The pitch circle of the sprocket coincides with the pitch line of the belt mating with it. The pitch diameter of the sprocket is always greater than its outside diameter.

**Abbreviations used for sprocket materials: GI=Gray Iron, DI=Ductile Iron, SiS=Sintered Steel, ST=Steel, CI=Cast Iron.**

**WARNING:** Do NOT use these sprockets with rim speeds in excess of 6,500 fpm.

### Product No. Series 7708

#### 8mm Pitch Sprockets — For Belts 12mm Wide

Part No.	Product No.	No. of Grooves	Pitch Dia. (In.)	Wt. Ea. (Lbs.)	Material	Bore or Bushing	Bore Range (In.)
P22-8MGT-12	7708-1222	22	2.206	.55	CI	1008	1/2 - 1
P23-8MGT-12	7708-1223	23	2.306	.44	CI	1008	1/2 - 1
P24-8MGT-12	7708-1224	24	2.406	.65	CI	1008	1/2 - 1
P25-8MGT-12	7708-1225	25	2.507	.70	CI	1108	1/2 - 1 1/8
P26-8MGT-12	7708-1226	26	2.607	.80	CI	1108	1/2 - 1 1/8
P27-8MGT-12	7708-1227	27	2.707	.80	CI	1108	1/2 - 1 1/8
P28-8MGT-12	7708-1228	28	2.807	1.00	CI	1108	1/2 - 1 1/8
P29-8MGT-12	7708-1229	29	2.908	1.00	CI	1210	1/2 - 1 1/4
P30-8MGT-12	7708-1230	30	3.008	1.05	CI	1210	1/2 - 1 1/4
P31-8MGT-12	7708-1231	31	3.108	.98	CI	1210	1/2 - 1 1/4
P32-8MGT-12	7708-1232	32	3.208	1.35	CI	1210	1/2 - 1 1/4
P33-8MGT-12	7708-1233	33	3.309	1.40	CI	1210	1/2 - 1 1/4
P34-8MGT-12	7708-1234	34	3.409	1.60	CI	1210	1/2 - 1 1/4
P35-8MGT-12	7708-1235	35	3.509	1.70	CI	1210	1/2 - 1 1/4
P36-8MGT-12	7708-1236	36	3.609	1.90	CI	1210	1/2 - 1 1/4
P37-8MGT-12	7708-1237	37	3.710	2.00	CI	1210	1/2 - 1 1/4
P38-8MGT-12	7708-1238	38	3.810	2.20	CI	1210	1/2 - 1 1/4
P40-8MGT-12	7708-1240	40	4.010	2.40	CI	1210	1/2 - 1 1/4
P44-8MGT-12	7708-1244	44	4.411	2.75	CI	1610	1/2 - 1 11/16
P48-8MGT-12	7708-1248	48	4.812	3.40	CI	1610	1/2 - 1 11/16
P56-8MGT-12	7708-1256	56	5.614	4.80	CI	1610	1/2 - 1 11/16
P60-8MGT-12	7708-1260	60	5.961	5.60	CI	1610	1/2 - 1 11/16
P64-8MGT-12	7708-1264	64	6.416	5.20	CI	1610	1/2 - 1 11/16
P72-8MGT-12	7708-1272	72	7.218	6.55	CI	1610	1/2 - 1 11/16
P80-8MGT-12	7708-1280	80	8.020	8.00	CI	1610	1/2 - 1 11/16
P90-8MGT-12	7708-1290	90	9.023	9.45	CI	1610	1/2 - 1 11/16

#### 8mm Pitch Sprockets — For Belts 20mm Wide

Part No.	Product No.	No. of Grooves	Pitch Dia. (In.)	Wt. Ea. (Lbs.)	Material	Bore or Bushing	Bore Range (In.)
P22-8MGT-20	7708-2022	22	2.206	.53	DI	1108	1/2 - 1 1/8
P24-8MGT-20	7708-2024	24	2.406	.72	DI	1108	1/2 - 1 1/8
P25-8MGT-20	7708-2025	25	2.507	.80	DI	1108	1/2 - 1 1/8
P26-8MGT-20	7708-2026	26	2.607	.93	DI	1108	1/2 - 1 1/8
P27-8MGT-20	7708-2027	27	2.707	1.10	DI	1108	1/2 - 1 1/8
P28-8MGT-20	7708-2028	28	2.807	1.22	DI	1108	1/2 - 1 1/8
P29-8MGT-20	7708-2029	29	2.908	1.30	DI	1108	1/2 - 1 1/8
P30-8MGT-20	7708-2030	30	3.008	1.19	DI	1210	1/2 - 1 1/4

SYNCHRONOUS METAL





## PowerGrip® GT® 2 Sprockets - 8M and 14M

### Product No. Series 7708 (continued)

#### 8mm Pitch Sprockets — For Belts 20mm Wide (continued)

Part No.	Product No.	No. of Grooves	Pitch Dia. (In.)	Wt. Ea. (Lbs.)	Material	Bore or Bushing	Bore Range (In.)
P31-8MGT-20	7708-2031	31	3.108	1.40	DI	1210	1/2 - 1 1/4
P32-8MGT-20	7708-2032	32	3.208	1.45	DI	1210	1/2 - 1 1/4
P33-8MGT-20	7708-2033	33	3.309	1.50	DI	1210	1/2 - 1 1/4
P34-8MGT-20	7708-2034	34	3.409	2.74	DI	1610	1/2 - 1 11/16
P35-8MGT-20	7708-2035	35	3.509	1.60	DI	1610	1/2 - 1 11/16
P36-8MGT-20	7708-2036	36	3.609	1.75	DI	1610	1/2 - 1 11/16
P37-8MGT-20	7708-2037	37	3.710	1.90	DI	1610	1/2 - 1 11/16
P38-8MGT-20	7708-2038	38	3.810	2.12	GI	1610	1/2 - 1 11/16
P39-8MGT-20	7708-2039	39	3.909	2.30	GI	1610	1/2 - 1 11/16
P40-8MGT-20	7708-2040	40	4.010	2.52	GI	1610	1/2 - 1 11/16
P42-8MGT-20	7708-2042	42	4.211	2.60	GI	1610	1/2 - 1 11/16
P44-8MGT-20	7708-2044	44	4.411	2.84	GI	2012	1/2 - 2 1/8
P46-8MGT-20	7708-2046	46	4.612	3.20	GI	2012	1/2 - 2 1/8
P48-8MGT-20	7708-2048	48	4.812	3.76	GI	2012	1/2 - 2 1/8
P50-8MGT-20	7708-2050	50	5.013	4.50	GI	2012	1/2 - 2 1/8
P53-8MGT-20	7708-2053	53	5.313	5.00	GI	2012	1/2 - 2 1/8
P56-8MGT-20	7708-2056	56	5.614	5.68	GI	2012	1/2 - 2 1/8
P64-8MGT-20	7708-2064	64	6.416	7.84	GI	2012	1/2 - 2 1/8
P72-8MGT-20	7708-2072	72	7.218	10.31	GI	2012	1/2 - 2 1/8
P80-8MGT-20	7708-2080	80	8.020	13.69	GI	2517	1/2 - 2 11/16
P90-8MGT-20	7708-2090	90	9.023	14.38	GI	2517	1/2 - 2 11/16
P112-8MGT-20	7708-2112	112	11.229	15.70	GI	2517	1/2 - 2 11/16
P144-8MGT-20	7708-2144	144	14.437	25.50	GI	2517	1/2 - 2 11/16
P192-8MGT-20	7708-2192	192	19.249	35.00	GI	3020	7/8 - 3 1/4

SYNCHRONOUS METAL

#### 8mm Pitch Sprockets — For Belts 30mm Wide

Part No.	Product No.	No. of Grooves	Pitch Dia. (In.)	Wt. Ea. (Lbs.)	Material	Bore or Bushing	Bore Range (In.)
P22-8MGT-30	7708-3022	22	2.206	.66	DI	1108	1/2 - 1 1/8
P24-8MGT-30	7708-3024	24	2.406	.91	DI	1108	1/2 - 1 1/8
P25-8MGT-30	7708-3025	25	2.507	1.00	DI	1108	1/2 - 1 1/8
P26-8MGT-30	7708-3026	26	2.607	1.11	DI	1108	1/2 - 1 1/8
P27-8MGT-30	7708-3027	27	2.707	1.40	DI	1108	1/2 - 1 1/8
P28-8MGT-30	7708-3028	28	2.807	1.54	GI	1108	1/2 - 1 1/8
P29-8MGT-30	7708-3029	29	2.908	1.55	DI	1108	1/2 - 1 1/8
P30-8MGT-30	7708-3030	30	3.008	1.50	DI	1210	1/2 - 1 1/4
P31-8MGT-30	7708-3031	31	3.108	1.65	DI	1210	1/2 - 1 1/4
P32-8MGT-30	7708-3032	32	3.208	1.76	DI	1210	1/2 - 1 1/4
P33-8MGT-30	7708-3033	33	3.309	1.75	DI	1210	1/2 - 1 1/4
P34-8MGT-30	7708-3034	34	3.409	1.81	DI	1610	1/2 - 1 11/16
P35-8MGT-30	7708-3035	35	3.509	2.00	DI	1610	1/2 - 1 11/16
P36-8MGT-30	7708-3036	36	3.609	2.24	DI	1610	1/2 - 1 11/16
P37-8MGT-30	7708-3037	37	3.710	2.30	DI	1610	1/2 - 1 11/16
P38-8MGT-30	7708-3038	38	3.810	2.56	DI	1610	1/2 - 1 11/16
P39-8MGT-30	7708-3039	39	3.910	2.50	GI	1610	1/2 - 1 11/16
P40-8MGT-30	7708-3040	40	4.010	2.35	GI	2012	1/2 - 2 1/8
P42-8MGT-30	7708-3042	42	4.211	3.00	GI	2012	1/2 - 2 1/8
P44-8MGT-30	7708-3044	44	4.411	3.20	GI	2012	1/2 - 2 1/8
P46-8MGT-30	7708-3046	46	4.612	3.90	GI	2012	1/2 - 2 1/8
P48-8MGT-30	7708-3048	48	4.812	4.34	GI	2012	1/2 - 2 1/8
P50-8MGT-30	7708-3050	50	5.013	5.00	GI	2012	1/2 - 2 1/8
P53-8MGT-30	7708-3053	53	5.314	6.20	GI	2012	1/2 - 2 1/8
P56-8MGT-30	7708-3056	56	5.614	6.67	GI	2012	1/2 - 2 1/8





## PowerGrip® GT®2 Sprockets - 8M and 14M

### Product No. Series 7708 (continued)

#### 8mm Pitch Sprockets — For Belts 30mm Wide (continued)

Part No.	Product No.	No. of Grooves	Pitch Dia. (In.)	Wt. Ea. (Lbs.)	Material	Bore or Bushing	Bore Range (In.)
P64-8MGT-30	7708-3064	64	6.416	9.54	GI	2517	1/2 - 2 11/16
P72-8MGT-30	7708-3072	72	7.218	12.76	GI	2517	1/2 - 2 11/16
P80-8MGT-30	7708-3080	80	8.020	16.57	GI	2517	1/2 - 2 11/16
P90-8MGT-30	7708-3090	90	9.023	16.81	GI	2517	1/2 - 2 11/16
P112-8MGT-30	7708-3112	112	11.229	25.50	GI	2517	1/2 - 2 11/16
P144-8MGT-30	7708-3144	144	14.437	29.14	GI	2517	1/2 - 2 11/16
P192-8MGT-30	7708-3192	192	19.249	37.20	GI	3020	7/8 - 3 1/4

#### 8mm Pitch Sprockets — For Belts 50mm Wide

Part No.	Product No.	No. of Grooves	Pitch Dia. (In.)	Wt. Ea. (Lbs.)	Material	Bore or Bushing	Bore Range (In.)
P28-8MGT-50-MPB	7708-1028	28	2.807	3.80	DI	MPB	1/2 - 1 1/2
P30-8MGT-50	7708-5030	30	3.008	2.20	DI	1210	1/2 - 1 1/4
P32-8MGT-50	7708-5032	32	3.208	2.40	DI	1210	1/2 - 1 1/4
P34-8MGT-50	7708-5034	34	3.409	2.40	DI	1610	1/2 - 1 11/16
P36-8MGT-50	7708-5036	36	3.609	2.75	GI	1610	1/2 - 1 11/16
P38-8MGT-50	7708-5038	38	3.810	3.18	GI	1610	1/2 - 1 11/16
P40-8MGT-50	7708-5040	40	4.010	3.39	DI	2012	1/2 - 2 1/8
P44-8MGT-50	7708-5044	44	4.411	4.58	GI	2012	1/2 - 2 1/8
P48-8MGT-50	7708-5048	48	4.812	5.97	GI	2012	1/2 - 2 1/8
P56-8MGT-50	7708-5056	56	5.614	8.09	GI	2517	1/2 - 2 11/16
P64-8MGT-50	7708-5064	64	6.416	11.85	GI	2517	1/2 - 2 11/16
P72-8MGT-50	7708-5072	72	7.218	16.49	GI	2517	1/2 - 2 11/16
P80-8MGT-50	7708-5080	80	8.020	20.85	GI	2517	1/2 - 2 11/16
P90-8MGT-50	7708-5090	90	9.023	26.69	GI	3020	7/8 - 3 1/4
P112-8MGT-50	7708-5112	112	11.229	35.52	GI	3020	7/8 - 3 1/4
P144-8MGT-50	7708-5144	144	14.437	51.30	DI	3020	7/8 - 3 1/4
P192-8MGT-50	7708-5192	192	19.249	90.00	GI	3020	7/8 - 3 1/4

#### 8mm Pitch Sprockets — For Belts 85mm Wide

Part No.	Product No.	No. of Grooves	Pitch Dia. (In.)	Wt. Ea. (Lbs.)	Material	Bore or Bushing	Bore Range (In.)
P34-8MGT-85	7708-8034	34	3.409	3.85	GI	1615	1/2 - 1 11/16
P36-8MGT-85	7708-8036	36	3.609	4.31	GI	1615	1/2 - 1 11/16
P38-8MGT-85	7708-8038	38	3.810	4.90	GI	1610	1/2 - 1 11/16
P40-8MGT-85	7708-8040	40	4.010	4.56	DI	2012	1/2 - 2 1/8
P44-8MGT-85	7708-8044	44	4.411	5.96	GI	2012	1/2 - 2 1/8
P48-8MGT-85	7708-8048	48	4.812	7.64	GI	2012	1/2 - 2 1/8
P56-8MGT-85	7708-8056	56	5.614	10.77	GI	2517	1/2 - 2 11/16
P64-8MGT-85	7708-8064	64	6.416	16.91	GI	2517	1/2 - 2 11/16
P72-8MGT-85	7708-8072	72	7.218	17.67	GI	3020	7/8 - 3 1/4
P80-8MGT-85	7708-8080	80	8.020	22.25	GI	3020	7/8 - 3 1/4
P90-8MGT-85	7708-8090	90	9.023	32.76	GI	3020	7/8 - 3 1/4
P112-8MGT-85	7708-8112	112	11.229	37.84	GI	3020	7/8 - 3 1/4
P144-8MGT-85	7708-8144	144	14.437	78.00	GI	3535	1 3/16 - 3 15/16
P192-8MGT-85	7708-8192	192	19.249	110.20	GI	3535	1 3/16 - 3 15/16

SYNCHRONOUS METAL





## PowerGrip® GT®2 Sprockets - 8M and 14M

### Product No. Series 7711 (continued)

#### 14mm Pitch Sprockets — For Belts 40mm Wide

Part No.	Product No.	No. of Grooves	Pitch Dia. (In.)	Wt. Ea. (Lbs.)	Material	Bore or Bushing	Bore Range (In.)
P28-14MGT-40	7711-4028	28	4.912	6.03	GI	2012	1/2 - 2 1/8
P29-14MGT-40	7711-4029	29	5.088	6.66	GI	2012	1/2 - 2 1/8
P30-14MGT-40	7711-4030	30	5.263	6.61	GI	2012	1/2 - 2 1/8
P31-14MGT-40	7711-4031	31	5.439	7.50	GI	2012	1/2 - 2 1/8
P32-14MGT-40	7711-4032	32	5.614	8.05	GI	2012	1/2 - 2 1/8
P33-14MGT-40	7711-4033	33	5.790	9.00	GI	2012	1/2 - 2 1/8
P34-14MGT-40	7711-4034	34	5.965	9.52	GI	2012	1/2 - 2 1/8
P35-14MGT-40	7711-4035	35	6.141	10.00	GI	2012	1/2 - 2 1/8
P36-14MGT-40	7711-4036	36	6.316	10.76	GI	2517	1/2 - 2 11/16
P37-14MGT-40	7711-4037	37	6.492	11.70	GI	2517	1/2 - 2 11/16
P38-14MGT-40	7711-4038	38	6.669	12.45	GI	2517	1/2 - 2 11/16
P39-14MGT-40	7711-4039	39	6.842	13.70	GI	2517	1/2 - 2 11/16
P40-14MGT-40	7711-4040	40	7.018	14.71	GI	2517	1/2 - 2 11/16
P42-14MGT-40	7711-4042	42	7.369	16.00	GI	2517	1/2 - 2 11/16
P44-14MGT-40	7711-4044	44	7.720	18.07	GI	2517	1/2 - 2 11/16
P46-14MGT-40	7711-4046	46	8.070	21.00	GI	2517	1/2 - 2 11/16
P48-14MGT-40	7711-4048	48	8.421	22.27	GI	2517	1/2 - 2 11/16
P50-14MGT-40	7711-4050	50	8.772	25.00	GI	2517	1/2 - 2 11/16
P52-14MGT-40	7711-4052	52	9.123	27.03	GI	2517	1/2 - 2 11/16
P56-14MGT-40	7711-4056	56	9.825	31.60	GI	2517	1/2 - 2 11/16
P60-14MGT-40	7711-4060	60	10.527	29.53	GI	3020	7/8 - 3 1/4
P64-14MGT-40	7711-4064	64	11.229	32.54	GI	3020	7/8 - 3 1/4
P68-14MGT-40	7711-4068	68	11.930	32.67	GI	3020	7/8 - 3 1/4
P72-14MGT-40	7711-4072	72	12.632	39.15	GI	3020	7/8 - 3 1/4
P80-14MGT-40	7711-4080	80	14.036	33.10	GI	3020	7/8 - 3 1/4
P90-14MGT-40	7711-4090	90	15.790	39.00	GI	3020	7/8 - 3 1/4
P112-14MGT-40	7711-4112	112	19.650	45.00	GI	3020	7/8 - 3 1/4

SYNCHRONOUS METAL

#### 14mm Pitch Sprockets — For Belts 55mm Wide

Part No.	Product No.	No. of Grooves	Pitch Dia. (In.)	Wt. Ea. (Lbs.)	Material	Bore or Bushing	Bore Range (In.)
P28-14MGT-55	7711-5028	28	4.912	7.38	GI	2012	1/2 - 2 1/8
P29-14MGT-55	7711-5029	29	5.088	8.17	GI	2012	1/2 - 2 1/8
P30-14MGT-55	7711-5030	30	5.263	7.25	GI	2517	1/2 - 2 11/16
P32-14MGT-55	7711-5032	32	5.614	9.09	GI	2517	1/2 - 2 11/16
P34-14MGT-55	7711-5034	34	5.965	11.11	GI	2517	1/2 - 2 11/16
P36-14MGT-55	7711-5036	36	6.316	12.36	GI	2517	1/2 - 2 11/16
P38-14MGT-55	7711-5038	38	6.669	15.31	GI	2517	1/2 - 2 11/16
P40-14MGT-55	7711-5040	40	7.018	16.66	GI	2517	1/2 - 2 11/16
P44-14MGT-55	7711-5044	44	7.720	20.72	GI	2517	1/2 - 2 11/16
P48-14MGT-55	7711-5048	48	8.421	24.21	GI	3020	7/8 - 3 1/4
P52-14MGT-55	7711-5052	52	9.123	29.26	GI	3020	7/8 - 3 1/4
P56-14MGT-55	7711-5056	56	9.825	34.87	GI	3020	7/8 - 3 1/4
P60-14MGT-55	7711-5060	60	10.527	41.55	GI	3020	7/8 - 3 1/4
P64-14MGT-55	7711-5064	64	11.229	48.04	GI	3020	7/8 - 3 1/4
P68-14MGT-55	7711-5068	68	11.930	42.91	GI	3020	7/8 - 3 1/4
P72-14MGT-55	7711-5072	72	12.632	47.51	GI	3020	7/8 - 3 1/4
P80-14MGT-55	7711-5080	80	14.036	37.91	GI	3020	7/8 - 3 1/4
P90-14MGT-55	7711-5090	90	15.790	55.00	GI	3020	7/8 - 3 1/4
P112-14MGT-55	7711-5112	112	19.650	65.00	GI	3020	7/8 - 3 1/4





## PowerGrip® GT®2 Sprockets - 8M and 14M

### Product No. Series 7711 (continued)

#### 14mm Pitch Sprockets — For Belts 85mm Wide

Part No.	Product No.	No. of Grooves	Pitch Dia. (In.)	Wt. Ea. (Lbs.)	Material	Bore or Bushing	Bore Range (In.)
P28-14MGT-85	7711-8028	28	4.912	10.13	GI	2012	1/2 - 2 1/8
P29-14MGT-85	7711-8029	29	5.088	11.42	GI	2012	1/2 - 2 1/8
P30-14MGT-85	7711-8030	30	5.263	12.00	GI	2517	1/2 - 2 11/16
P32-14MGT-85	7711-8032	32	5.614	12.36	GI	2517	1/2 - 2 11/16
P34-14MGT-85	7711-8034	34	5.965	14.99	GI	2517	1/2 - 2 11/16
P36-14MGT-85	7711-8036	36	6.316	13.57	DI	3020	7/8 - 3 1/4
P38-14MGT-85	7711-8038	38	6.669	16.61	GI	3020	7/8 - 3 1/4
P40-14MGT-85	7711-8040	40	7.018	19.94	GI	3020	7/8 - 3 1/4
P44-14MGT-85	7711-8044	44	7.720	23.09	GI	3020	7/8 - 3 1/4
P48-14MGT-85	7711-8048	48	8.421	29.80	GI	3020	7/8 - 3 1/4
P52-14MGT-85	7711-8052	52	9.123	41.98	GI	3535	1 3/16 - 3 15/16
P56-14MGT-85	7711-8056	56	9.825	51.40	GI	3535	1 3/16 - 3 15/16
P60-14MGT-85	7711-8060	60	10.527	62.40	GI	3535	1 3/16 - 3 15/16
P64-14MGT-85	7711-8064	64	11.229	72.66	GI	3535	1 3/16 - 3 15/16
P68-14MGT-85	7711-8068	68	11.930	64.56	GI	3535	1 3/16 - 3 15/16
P72-14MGT-85	7711-8072	72	12.632	65.00	GI	3535	1 3/16 - 3 15/16
P80-14MGT-85	7711-8080	80	14.036	67.30	GI	3535	1 3/16 - 3 15/16
P90-14MGT-85	7711-8090	90	15.790	82.80	GI	3535	1 3/16 - 3 15/16
P112-14MGT-85	7711-8112	112	19.650	120.00	DI	3535	1 3/16 - 3 15/16
P144-14MGT-85	7711-8144	144	25.264	127.00	GI	4040	1 7/16 - 4 7/16
P168-14MGT-85	7711-8168	168	29.475	148.00	GI	4040	1 7/16 - 4 7/16
P192-14MGT-85	7711-8192	192	33.686	410.00	GI	4040	1 7/16 - 4 7/16

SYNCHRONOUS METAL

#### 14mm Pitch Sprockets — For Belts 115mm Wide

Part No.	Product No.	No. of Grooves	Pitch Dia. (In.)	Wt. Ea. (Lbs.)	Material	Bore or Bushing	Bore Range (In.)
P28-14MGT-115-MPB	7711-1028	28	4.912	21.83	DI	MPB	1 1/4 - 2 11/16
P29-14MGT-115-MPB	7711-1029	29	5.088	19.00	DI	MPB	1 1/4 - 2 11/16
P30-14MGT-115	7711-1030	30	5.263	12.88	GI	2517	1/2 - 2 11/16
P32-14MGT-115	7711-1032	32	5.614	14.81	GI	2517	1/2 - 2 11/16
P34-14MGT-115	7711-1034	34	5.965	18.90	GI	2517	1/2 - 2 11/16
P36-14MGT-115	7711-1036	36	6.316	17.37	GI	3020	7/8 - 3 1/4
P38-14MGT-115	7711-1038	38	6.669	19.31	GI	3020	7/8 - 3 1/4
P40-14MGT-115	7711-1040	40	7.018	23.46	GI	3020	7/8 - 3 1/4
P44-14MGT-115	7711-1044	44	7.720	29.25	GI	3535	1 3/16 - 3 15/16
P48-14MGT-115	7711-1048	48	8.421	40.10	GI	3535	1 3/16 - 3 15/16
P52-14MGT-115	7711-1052	52	9.123	45.36	GI	4040	1 7/16 - 4 7/16
P56-14MGT-115	7711-1056	56	9.825	58.40	GI	4040	1 7/16 - 4 7/16
P60-14MGT-115	7711-1060	60	10.527	73.00	GI	4040	1 7/16 - 4 7/16
P64-14MGT-115	7711-1064	64	11.229	81.00	GI	4545	1 15/16 - 4 15/16
P68-14MGT-115	7711-1068	68	11.930	106.00	GI	4545	1 15/16 - 4 15/16
P72-14MGT-115	7711-1072	72	12.632	112.20	GI	4545	1 15/16 - 4 15/16
P80-14MGT-115	7711-1080	80	14.036	159.00	GI	4545	1 15/16 - 4 15/16
P90-14MGT-115	7711-1090	90	15.790	132.00	GI	4545	1 15/16 - 4 15/16
P112-14MGT-115	7711-1112	112	19.650	190.00	GI	4545	1 15/16 - 4 15/16
P144-14MGT-115	7711-1144	144	25.264	166.00	GI	4545	1 15/16 - 4 15/16
P168-14MGT-115	7711-1168	168	29.475	198.00	GI	4545	1 15/16 - 4 15/16
P192-14MGT-115	7711-1192	192	33.686	232.00	GI	4545	1 15/16 - 4 15/16
P216-14MGT-115	7711-1216	216	37.896	307.00	GI	6050	4 7/16 - 6

#### 14mm Pitch Sprockets — For Belts 170mm Wide

Part No.	Product No.	No. of Grooves	Pitch Dia. (In.)	Wt. Ea. (Lbs.)	Material	Bore or Bushing	Bore Range (In.)
P36-14MGT-170-MPB	7711-7036	36	6.316	44.70	DI	MPB	1 1/2 - 3 3/8
P38-14MGT-170-MPB	7711-7038	38	6.667	50.80	DI	MPB	1 1/2 - 3 3/8
P40-14MGT-170	7711-7040	40	7.018	57.50	GI	3535	1 3/16 - 3 15/16





## PowerGrip® GT®2 Sprockets - 8M and 14M

### Product No. Series 7711 (continued)

#### 14mm Pitch Sprockets — For Belts 170mm Wide (continued)

Part No.	Product No.	No. of Grooves	Pitch Dia. (In.)	Wt. Ea. (Lbs.)	Material	Bore or Bushing	Bore Range (In.)
P44-14MGT-170	7711-7044	44	7.720	58.00	GI	3535	1 3/16 - 3 15/16
P48-14MGT-170	7711-7048	48	8.421	45.00	GI	3535	1 3/16 - 3 15/16
P52-14MGT-170	7711-7052	52	9.123	60.00	GI	4040	1 7/16 - 4 7/16
P56-14MGT-170	7711-7056	56	9.825	65.00	GI	4040	1 7/16 - 4 7/16
P60-14MGT-170	7711-7060	60	10.527	85.00	GI	4545	1 15/16 - 4 15/16
P64-14MGT-170	7711-7064	64	11.229	91.02	GI	4545	1 15/16 - 4 15/16
P68-14MGT-170	7711-7068	68	11.930	110.00	GI	4545	1 15/16 - 4 15/16
P72-14MGT-170	7711-7072	72	12.632	115.00	GI	4545	1 15/16 - 4 15/16
P80-14MGT-170	7711-7080	80	14.036	125.00	GI	4545	1 15/16 - 4 15/16
P90-14MGT-170	7711-7090	90	15.790	145.00	GI	4545	1 15/16 - 4 15/16
P112-14MGT-170	7711-7112	112	19.650	175.00	GI	4545	1 15/16 - 4 15/16
P144-14MGT-170	7711-7144	144	25.264	240.00	GI	6050	4 7/16 - 6
P168-14MGT-170	7711-7168	168	29.475	278.00	GI	6050	4 7/16 - 6
P192-14MGT-170	7711-7192	192	33.686	322.00	GI	6050	4 7/16 - 6
P216-14MGT-170	7711-7216	216	37.896	300.00	DI	6050	4 7/16 - 6

SYNCHRONOUS METAL

#### 14mm Pitch PowerGrip® GT®2-Taper-Lock® Sprockets for ACHE Applications — For Belts 40mm Wide

Part No.	Product No.	No. of Grooves	Pitch Dia. (In.)	Wt. Ea. (Lbs.)	Material	Bore or Bushing	Bore Range (In.)
P144-14MGT-40	7711-4144	144	25.264	80.00	GI	3020	7/8 - 3 1/4
P168-14MGT-40	7711-4168	168	29.475	115.00	GI	3020	7/8 - 3 1/4
P192-14MGT-40	7711-4192	192	33.686	120.00	GI	3020	7/8 - 3 1/4

#### 14mm Pitch PowerGrip® GT®2-Taper-Lock® Sprockets for ACHE Applications — For Belts 55mm Wide

Part No.	Product No.	No. of Grooves	Pitch Dia. (In.)	Wt. Ea. (Lbs.)	Material	Bore or Bushing	Bore Range (In.)
P144-14MGT-55	7711-5144	144	25.264	104.00	GI	3020	7/8 - 3 1/4
P168-14MGT-55	7711-5168	168	29.475	124.00	GI	3020	7/8 - 3 1/4
P192-14MGT-55	7711-5192	192	33.686	146.00	GI	3535	1 3/16 - 3 15/16
P216-14MGT-55	7711-0050	216	37.893	150.00	GI	3020	7/8 - 3 1/4

#### 14mm Pitch PowerGrip® GT®2 - QD® Sprockets for ACHE Applications — For Belts 40mm Wide

Part No.	Product No.	No. of Grooves	Pitch Dia. (In.)	Wt. Ea. (Lbs.)	Material	Bore or Bushing	Bore Range (In.)
F28-14MGT-40-SK	7711-4328	28	4.912	4.30	GI	SK	1/2 - 2 1/2
F29-14MGT-40-SK	7711-4329	29	5.088	4.60	GI	SK	1/2 - 2 1/2
F30-14MGT-40-SK	7711-4330	30	5.263	5.20	GI	SK	1/2 - 2 1/2
F31-14MGT-40-SK	7711-4331	31	5.439	5.60	GI	SK	1/2 - 2 1/2
F32-14MGT-40-SK	7711-4332	32	5.614	6.40	GI	SK	1/2 - 2 1/2
F33-14MGT-40-SK	7711-4333	33	5.790	6.70	GI	SK	1/2 - 2 1/2
F34-14MGT-40-SK	7711-4334	34	5.965	7.10	GI	SK	1/2 - 2 1/2
F35-14MGT-40-SK	7711-4335	35	6.141	7.70	GI	SK	1/2 - 2 1/2
F140-14MGT-40-E	7711-4340	140	24.562	64.60	GI	E	7/8 - 3 1/2
F168-14MGT-40-E	7711-4368	168	29.475	85.30	GI	E	7/8 - 3 1/2
F180-14MGT-40-E	7711-4380	180	31.580	95.00	GI	E	7/8 - 3 1/2
F192-14MGT-40-E	7711-4392	192	33.686	109.00	GI	E	7/8 - 3 1/2
F200-14MGT-40-E	7711-4320	200	35.089	112.20	GI	E	7/8 - 3 1/2
F216-14MGT-40-E	7711-4316	216	37.895	125.00	GI	E	7/8 - 3 1/2
F224-14MGT-40-F	7711-4322	224	39.300	134.60	GI	F	1 - 3 15/16







## PowerGrip® GT®2 Sprockets - 8M and 14M

### Product No. Series 7711 (continued)

### 14mm Pitch PowerGrip® GT®2 - QD® Sprockets for ACHE Applications — For Belts 55mm Wide

Part No.	Product No.	No. of Grooves	Pitch Dia. (In.)	Wt. Ea. (Lbs.)	Material	Bore or Bushing	Bore Range (In.)
F28-14MGT-55-SK	7711-5528	28	4.912	5.00	GI	SK	1/2 - 2 1/2
F29-14MGT-55-SK	7711-5529	29	5.088	5.50	GI	SK	1/2 - 2 1/2
F30-14MGT-55-SK	7711-5530	30	5.263	6.00	GI	SK	1/2 - 2 1/2
F31-14MGT-55-SK	7711-5531	31	5.439	6.50	GI	SK	1/2 - 2 1/2
F32-14MGT-55-SK	7711-5532	32	5.614	7.10	GI	SK	1/2 - 2 1/2
F33-14MGT-55-SK	7711-5533	33	5.790	7.60	GI	SK	1/2 - 2 1/2
F34-14MGT-55-SK	7711-5534	34	5.965	8.20	GI	SK	1/2 - 2 1/2
F35-14MGT-55-SK	7711-5535	35	6.141	8.80	GI	SK	1/2 - 2 1/2
F180-14MGT-55-F	7711-5580	180	31.580	119.20	GI	F	1 - 3 15/16
F200-14MGT-55-F	7711-5520	200	35.089	141.60	GI	F	1 - 3 15/16
F224-14MGT-55-F	7711-5522	224	39.300	170.80	GI	F	1 - 3 15/16

SYNCHRONOUS METAL



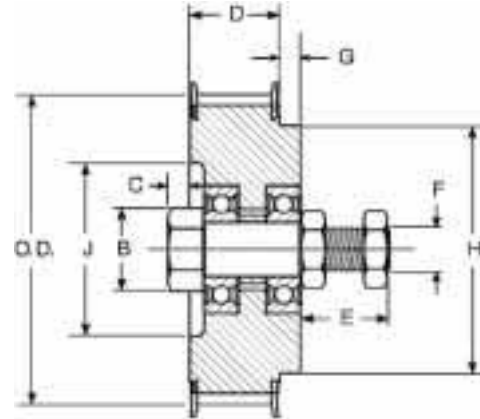


# PowerGrip® GT® 2 Idler Hardware

## Product No. Series 7720

### Idler Sprockets (Integral Shaft Included)

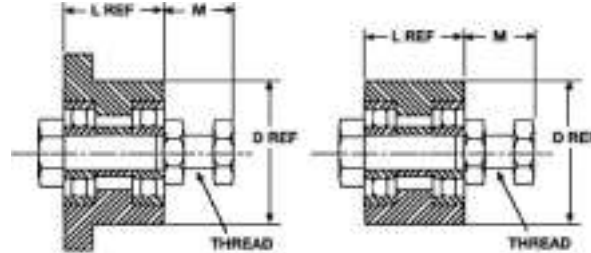
Part No.	Product No.	Size	Wt. Ea. (Lbs.)
20-SPK2-IDL	7720-1740	32S-8MGT-20-IDL-SPRK	1.10
30-SPK2-IDL	7720-1750	36S-8MGT-30-IDL-SPRK	2.00
40-SPK2-IDL	7720-1850	30S-14MGT-40-IDL-SPRK	12.00
55-SPK2-IDL	7720-1860	34S-14MGT-55-IDL-SPRK	15.60



### Idler Bushings (Integral Shaft Included)

Part No.	Product No.	Wt. Ea. (Lbs.)
20-IDLR-BUSH(SK)	7720-1120	11.00
30-IDLR-BUSH(SF)	7720-1130	8.60
40-IDLR-BUSH(E)	7720-1140	8.62
1610-IDLR-BUSH	7720-2610	1.30
2012-IDLR-BUSH	7720-2012	2.30
2517-IDLR-BUSH	7720-2517	3.90

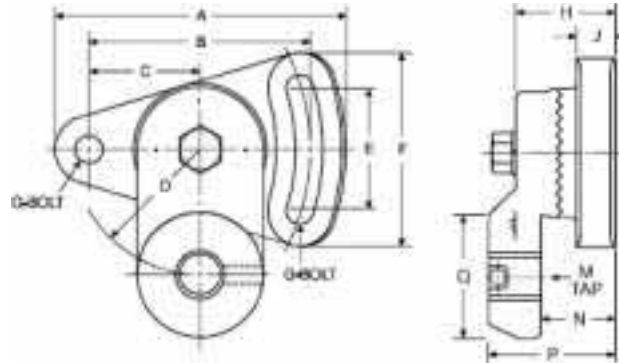
14mm Idler Sprockets: Use 20-IDL-BRAK with 30-IDL-BUSH and 40-IDL-BUSH. 8mm Idler Sprockets: Use 05-IDL-BRAK with 1610-IDL-Bush; Use 10-IDL-BRAK with 2012-IDL-BUSH, 2517-IDL-BUSH and 2012-IDL-BUSH.



### Idler Brackets

Part No.	Product No.	Wt. Ea. (Lbs.)
5-IDL-BRAK	7720-1005	2.80
10-IDL-BRAK	7720-1010	3.40
20-IDL-BRAK	7720-1020	11.20

14mm Idler Sprockets: Use 20-IDL-BRAK with 30-IDL-BUSH and 40-IDL-BUSH. 8mm Idler Sprockets: Use 05-IDL-BRAK with 1610-IDL-Bush; Use 10-IDL-BRAK with 2012-IDL-BUSH, 2517-IDL-BUSH and 2012-IDL-BUSH.



SYNCHRONOUS METAL





## PowerGrip® GT®2 Sprockets - 2MR and 3MR

### Markets/Applications

Use with 2MR and 3MR PowerGrip GT2 belts.

### Features/Advantages

- Precise sprocket design produces positive, press fit to shaft.
- Smaller, narrower sprockets save shaft space.
- Precision manufactured and static balanced to eliminate sprocket wobble.



### Notes

2MR and 3MR sprockets are available in minimum plain bore (MPB).

Sprocket part numbers are comprised of pitch, number of grooves and width. For example; part number 2MR-32S-06 denotes 2mm pitch, 32 grooves, "S" for sprocket and 6mm width.

On a sprocket, pitch is the distance between groove centers and is measured on the pitch circle of the sprocket. The pitch circle of the sprocket coincides with the pitch line of the belt mating with it. The pitch diameter of the sprocket is always greater than its outside diameter.

Abbreviations used for sprocket material: AL=Aluminum.

### Product No. Series 7842

#### 2MR Pitch Sprockets - Aluminum - MPB Type — For Belts 4 and 6mm Wide

Part No.	Product No.	No. of Grooves	Pitch Dia. (In.)	Wt. Ea. (Lbs.)	Material	Bore or Bushing	Bore Range (In.)
2MR-12S-06	7842-6001	12	.301	.01	AL	MPB	1/8 - 1/8
2MR-13S-06	7842-6002	13	.326	.01	AL	MPB	1/8 - 1/8
2MR-14S-06	7842-6003	14	.351	.01	AL	MPB	1/8 - 1/8
2MR-15S-06	7842-6004	15	.376	.01	AL	MPB	3/16 - 3/16
2MR-16S-06	7842-6005	16	.401	.01	AL	MPB	3/16 - 3/16
2MR-17S-06	7842-6006	17	.426	.01	AL	MPB	3/16 - 3/16
2MR-18S-06	7842-6007	18	.451	.01	AL	MPB	3/16 - 3/16
2MR-19S-06	7842-6008	19	.476	.02	AL	MPB	3/16 - 3/16
2MR-20S-06	7842-6009	20	.501	.02	AL	MPB	3/16 - 3/16
2MR-21S-06	7842-6010	21	.526	.02	AL	MPB	3/16 - 3/16
2MR-22S-06	7842-6011	22	.551	.02	AL	MPB	3/16 - 3/16
2MR-24S-06	7842-6012	24	.602	.02	AL	MPB	1/4 - 1/4
2MR-25S-06	7842-6051	25	.627	.05	AL	MPB	1/4 - 1/4
2MR-26S-06	7842-6013	26	.652	.03	AL	MPB	1/4 - 1/4
2MR-28S-06	7842-6014	28	.702	.03	AL	MPB	1/4 - 1/4
2MR-30S-06	7842-6015	30	.752	.03	AL	MPB	1/4 - 5/16
2MR-32S-06	7842-6016	32	.802	.03	AL	MPB	1/4 - 3/8
2MR-36S-06	7842-6017	36	.902	.04	AL	MPB	1/4 - 7/16
2MR-40S-06	7842-6018	40	1.003	.06	AL	MPB	1/4 - 1/2
2MR-42S-06	7842-6052	42	1.053	.05	AL	MPB	1/4 - 5/8
2MR-44S-06	7842-6053	44	1.103	.05	AL	MPB	1/4 - 11/16
2MR-45S-06	7842-6019	45	1.128	.06	AL	MPB	1/4 - 11/16
2MR-48S-06	7842-6054	48	1.203	.05	AL	MPB	1/4 - 11/16
2MR-50S-06	7842-6020	50	1.253	.06	AL	MPB	1/4 - 11/16
2MR-56S-06	7842-6021	56	1.404	.06	AL	MPB	1/4 - 13/16
2MR-60S-06	7842-6055	60	1.504	.15	AL	MPB	1/4 - 7/8
2MR-62S-06	7842-6022	62	1.554	.08	AL	MPB	1/4 - 15/16
2MR-68S-06	7842-6023	68	1.704	.13	AL	MPB	1/4 - 15/16
2MR-72S-06	7842-6056	72	1.805	.05	AL	MPB	1/4 - 15/16
2MR-74S-06	7842-6024	74	1.855	.13	AL	MPB	1/4 - 1
2MR-80S-06	7842-6025	80	2.005	.20	AL	MPB	5/16 - 1 1/4
2MR-90S-06	7842-6057	90	2.256	.05	AL	MPB	5/16 - 1 1/4
2MR-100S-06	7842-6058	100	2.506	.05	AL	MPB	5/16 - 1 1/4
2MR-120S-06	7842-6059	120	3.008	.05	AL	MPB	3/8 - 1 1/4

SYNCHRONOUS METAL





## PowerGrip® GT®2 Sprockets - 2MR and 3MR

### Product No. Series 7842 (continued)

#### 2MR Pitch Sprockets - Aluminum - MPB Type — For Belts 9mm Wide

Part No.	Product No.	No. of Grooves	Pitch Dia. (In.)	Wt. Ea. (Lbs.)	Material	Bore or Bushing	Bore Range (In.)
2MR-12S-09	7842-6026	12	.301	.01	AL	MPB	1/8 - 1/8
2MR-13S-09	7842-6027	13	.326	.01	AL	MPB	1/8 - 1/8
2MR-14S-09	7842-6028	14	.351	.01	AL	MPB	1/8 - 1/8
2MR-15S-09	7842-6029	15	.376	.01	AL	MPB	3/16 - 3/16
2MR-16S-09	7842-6030	16	.401	.01	AL	MPB	3/16 - 3/16
2MR-17S-09	7842-6031	17	.426	.01	AL	MPB	3/16 - 3/16
2MR-18S-09	7842-6032	18	.451	.01	AL	MPB	3/16 - 3/16
2MR-19S-09	7842-6033	19	.476	.02	AL	MPB	3/16 - 3/16
2MR-20S-09	7842-6034	20	.501	.02	AL	MPB	3/16 - 3/16
2MR-21S-09	7842-6035	21	.526	.02	AL	MPB	3/16 - 3/16
2MR-22S-09	7842-6036	22	.551	.02	AL	MPB	3/16 - 3/16
2MR-24S-09	7842-6037	24	.602	.02	AL	MPB	1/4 - 1/4
2MR-25S-09	7842-6060	25	.627	.05	AL	MPB	1/4 - 1/4
2MR-26S-09	7842-6038	26	.652	.03	AL	MPB	1/4 - 1/4
2MR-28S-09	7842-6039	28	.702	.03	AL	MPB	1/4 - 1/4
2MR-30S-09	7842-6040	30	.752	.03	AL	MPB	1/4 - 5/16
2MR-32S-09	7842-6041	32	.802	.03	AL	MPB	1/4 - 3/8
2MR-36S-09	7842-6042	36	.902	.04	AL	MPB	1/4 - 7/16
2MR-40S-09	7842-6043	40	1.003	.06	AL	MPB	1/4 - 1/2
2MR-42S-09	7842-6061	42	1.053	.10	AL	MPB	1/4 - 5/8
2MR-44S-09	7842-6062	44	1.103	.10	AL	MPB	1/4 - 11/16
2MR-45S-09	7842-6044	45	1.128	.06	AL	MPB	1/4 - 11/16
2MR-48S-09	7842-6063	48	1.203	.10	AL	MPB	1/4 - 11/16
2MR-50S-09	7842-6045	50	1.253	.06	AL	MPB	1/4 - 11/16
2MR-56S-09	7842-6046	56	1.404	.06	AL	MPB	1/4 - 13/16
2MR-60S-09	7842-6064	60	1.504	.15	AL	MPB	1/4 - 7/8
2MR-62S-09	7842-6047	62	1.554	.05	AL	MPB	1/4 - 15/16
2MR-68S-09	7842-6048	68	1.704	.05	AL	MPB	1/4 - 15/16
2MR-72S-09	7842-6065	72	1.805	.15	AL	MPB	1/4 - 15/16
2MR-74S-09	7842-6049	74	1.855	.05	AL	MPB	1/4 - 1
2MR-80S-09	7842-6050	80	2.005	.20	AL	MPB	5/16 - 1 1/4
2MR-90S-09	7842-6066	90	2.256	.15	AL	MPB	5/16 - 1 1/4
2MR-100S-09	7842-6067	100	2.506	.20	AL	MPB	5/16 - 1 1/4
2MR-120S-09	7842-6068	120	3.008	.45	AL	MPB	3/8 - 1 1/4

SYNCHRONOUS METAL

### Product No. Series 7843

#### 3MR Pitch Sprockets - Aluminum - MPB Type — For Belts 6mm Wide

Part No.	Product No.	No. of Grooves	Pitch Dia. (In.)	Wt. Ea. (Lbs.)	Material	Bore or Bushing	Bore Range (In.)
3MR-16S-06	7843-6047	16	.602	.05	AL	MPB	3/16 - 1/4
3MR-17S-06	7843-6048	17	.639	.05	AL	MPB	3/16 - 1/4
3MR-18S-06	7843-6049	18	.677	.05	AL	MPB	1/4 - 1/4
3MR-19S-06	7843-6050	19	.714	.05	AL	MPB	1/4 - 1/4
3MR-20S-06	7843-6051	20	.752	.05	AL	MPB	1/4 - 1/4
3MR-21S-06	7843-6052	21	.790	.05	AL	MPB	1/4 - 1/4
3MR-22S-06	7843-6053	22	.827	.05	AL	MPB	1/4 - 5/16
3MR-24S-06	7843-6054	24	.902	.05	AL	MPB	1/4 - 3/8
3MR-25S-06	7843-6055	25	.940	.05	AL	MPB	1/4 - 3/8
3MR-26S-06	7843-6056	26	.977	.05	AL	MPB	1/4 - 3/8
3MR-28S-06	7843-6057	28	1.053	.05	AL	MPB	1/4 - 1/2
3MR-30S-06	7843-6058	30	1.128	.05	AL	MPB	1/4 - 9/16
3MR-32S-06	7843-6059	32	1.203	.05	AL	MPB	1/4 - 5/8
3MR-34S-06	7843-6060	34	1.278	.10	AL	MPB	1/4 - 11/16
3MR-36S-06	7843-6061	36	1.353	.10	AL	MPB	1/4 - 3/4
3MR-38S-06	7843-6062	38	1.429	.10	AL	MPB	1/4 - 7/8
3MR-40S-06	7843-6063	40	1.504	.10	AL	MPB	1/4 - 5/16
3MR-44S-06	7843-6064	44	1.654	.15	AL	MPB	1/4 - 1
3MR-45S-06	7843-6065	45	1.692	.15	AL	MPB	1/4 - 1





## PowerGrip® GT®2 Sprockets - 2MR and 3MR

### Product No. Series 7843 (continued)

#### 3MR Pitch Sprockets - Aluminum - MPB Type — For Belts 6mm Wide (continued)

Part No.	Product No.	No. of Grooves	Pitch Dia. (In.)	Wt. Ea. (Lbs.)	Material	Bore or Bushing	Bore Range (In.)
3MR-48S-06	7843-6066	48	1.805	.15	AL	MPB	5/16 - 1
3MR-50S-06	7843-6067	50	1.880	.15	AL	MPB	5/16 - 1
3MR-56S-06	7843-6068	56	2.105	.20	AL	MPB	5/16 - 1
3MR-60S-06	7843-6069	60	2.256	.20	AL	MPB	5/16 - 1
3MR-62S-06	7843-6070	62	2.331	.25	AL	MPB	5/16 - 1
3MR-68S-06	7843-6071	68	2.557	.25	AL	MPB	5/16 - 1
3MR-72S-06	7843-6072	72	2.707	.25	AL	MPB	5/16 - 1
3MR-74S-06	7843-6073	74	2.782	.25	AL	MPB	5/16 - 1
3MR-80S-06	7843-6074	80	3.008	.25	AL	MPB	5/16 - 1

#### 3MR Pitch Sprockets - Aluminum - MPB Type — For Belts 9mm Wide

Part No.	Product No.	No. of Grooves	Pitch Dia. (In.)	Wt. Ea. (Lbs.)	Material	Bore or Bushing	Bore Range (In.)
3MR-16S-09	7843-6001	16	.602	.02	AL	MPB	3/16 - 1/4
3MR-17S-09	7843-6002	17	.639	.02	AL	MPB	3/16 - 1/4
3MR-18S-09	7843-6003	18	.677	.02	AL	MPB	1/4 - 1/4
3MR-19S-09	7843-6004	19	.714	.02	AL	MPB	1/4 - 1/4
3MR-20S-09	7843-6005	20	.752	.02	AL	MPB	1/4 - 1/4
3MR-21S-09	7843-6006	21	.790	.02	AL	MPB	1/4 - 1/4
3MR-22S-09	7843-6007	22	.827	.02	AL	MPB	1/4 - 5/16
3MR-24S-09	7843-6008	24	.902	.02	AL	MPB	1/4 - 3/8
3MR-25S-09	7843-6075	25	.940	.04	AL	MPB	1/4 - 3/8
3MR-26S-09	7843-6009	26	.978	.02	AL	MPB	1/4 - 3/8
3MR-28S-09	7843-6010	28	1.053	.02	AL	MPB	1/4 - 1/2
3MR-30S-09	7843-6011	30	1.128	.02	AL	MPB	1/4 - 9/16
3MR-32S-09	7843-6012	32	1.203	.02	AL	MPB	1/4 - 5/8
3MR-34S-09	7843-6013	34	1.278	.02	AL	MPB	1/4 - 11/16
3MR-36S-09	7843-6014	36	1.353	.02	AL	MPB	1/4 - 3/4
3MR-38S-09	7843-6015	38	1.429	.03	AL	MPB	1/4 - 7/8
3MR-40S-09	7843-6016	40	1.504	.09	AL	MPB	1/4 - 15/16
3MR-44S-09	7843-6076	44	1.654	.20	AL	MPB	1/4 - 1
3MR-45S-09	7843-6017	45	1.692	.15	AL	MPB	5/16 - 1
3MR-48S-09	7843-6077	48	1.805	.20	AL	MPB	5/16 - 1
3MR-50S-09	7843-6018	50	1.880	.15	AL	MPB	5/16 - 1
3MR-56S-09	7843-6019	56	2.105	.20	AL	MPB	5/16 - 1
3MR-60S-09	7843-6078	60	2.256	.25	AL	MPB	5/16 - 1
3MR-62S-09	7843-6020	62	2.331	.12	AL	MPB	5/16 - 1
3MR-68S-09	7843-6021	68	2.557	.30	AL	MPB	5/16 - 1
3MR-72S-09	7843-6079	72	2.707	.30	AL	MPB	5/16 - 1
3MR-74S-09	7843-6022	74	2.782	.35	AL	MPB	5/16 - 1
3MR-80S-09	7843-6023	80	3.008	.16	AL	MPB	5/16 - 1
3MR-90S-09	7843-6080	90	3.384	.50	AL	MPB	5/16 - 1
3MR-100S-09	7843-6081	100	3.760	.60	AL	MPB	5/16 - 1
3MR-120S-09	7843-6082	120	4.511	.01	AL	MPB	5/16 - 1

#### 3MR Pitch Sprockets - Aluminum - MPB Type — For Belts 15mm Wide

Part No.	Product No.	No. of Grooves	Pitch Dia. (In.)	Wt. Ea. (Lbs.)	Material	Bore or Bushing	Bore Range (In.)
3MR-16S-15	7843-6024	16	.602	.02	AL	MPB	3/16 - 1/4
3MR-17S-15	7843-6025	17	.639	.02	AL	MPB	3/16 - 1/4
3MR-18S-15	7843-6026	18	.677	.02	AL	MPB	1/4 - 1/4
3MR-19S-15	7843-6027	19	.714	.02	AL	MPB	1/4 - 1/4
3MR-20S-15	7843-6028	20	.752	.02	AL	MPB	1/4 - 1/4
3MR-21S-15	7843-6029	21	.790	.02	AL	MPB	1/4 - 1/4
3MR-22S-15	7843-6030	22	.827	.02	AL	MPB	1/4 - 5/16
3MR-24S-15	7843-6031	24	.902	.02	AL	MPB	1/4 - 3/8

SYNCHRONOUS METAL





## PowerGrip® GT® 2 Sprockets - 2MR and 3MR

### Product No. Series 7843 (continued)

#### 3MR Pitch Sprockets - Aluminum - MPB Type — For Belts 15mm Wide (continued)

Part No.	Product No.	No. of Grooves	Pitch Dia. (In.)	Wt. Ea. (Lbs.)	Material	Bore or Bushing	Bore Range (In.)
3MR-25S-15	7843-6083	25	.940	.05	AL	MPB	1/4 - 3/8
3MR-26S-15	7843-6032	26	.978	.02	AL	MPB	1/4 - 3/8
3MR-28S-15	7843-6033	28	1.053	.02	AL	MPB	1/4 - 1/2
3MR-30S-15	7843-6034	30	1.128	.02	AL	MPB	1/4 - 9/16
3MR-32S-15	7843-6035	32	1.203	.02	AL	MPB	1/4 - 5/8
3MR-34S-15	7843-6036	34	1.278	.02	AL	MPB	1/4 - 11/16
3MR-36S-15	7843-6037	36	1.353	.02	AL	MPB	1/4 - 3/4
3MR-38S-15	7843-6038	38	1.429	.15	AL	MPB	1/4 - 7/8
3MR-40S-15	7843-6039	40	1.504	.15	AL	MPB	1/4 - 15/16
3MR-44S-15	7843-6084	44	1.654	.05	AL	MPB	1/4 - 1
3MR-45S-15	7843-6040	45	1.692	.15	AL	MPB	1/4 - 1
3MR-48S-15	7843-6085	48	1.805	.15	AL	MPB	5/16 - 1
3MR-50S-15	7843-6041	50	1.880	.25	AL	MPB	5/16 - 1
3MR-56S-15	7843-6042	56	2.105	.30	AL	MPB	5/16 - 1
3MR-60S-15	7843-6086	60	2.256	.30	AL	MPB	5/16 - 1
3MR-62S-15	7843-6043	62	2.331	.35	AL	MPB	5/16 - 1
3MR-68S-15	7843-6044	68	2.557	.12	AL	MPB	5/16 - 1
3MR-72S-15	7843-6087	72	2.707	.05	AL	MPB	5/16 - 1
3MR-74S-15	7843-6045	74	2.782	.50	AL	MPB	5/16 - 1
3MR-80S-15	7843-6046	80	3.008	.55	AL	MPB	5/16 - 1
3MR-90S-15	7843-6088	90	3.384	.70	AL	MPB	5/16 - 1
3MR-100S-15	7843-6089	100	3.760	.05	AL	MPB	5/16 - 1
3MR-120S-15	7843-6090	120	4.511	1.25	AL	MPB	5/16 - 1

SYNCHRONOUS METAL





## PowerGrip® HTD® Sprockets

### Markets/Applications

Use with PowerGrip HTD Belts.

### Features/Advantages

- Full split in bushing allows easy installation and removal.
- Precise sprocket design produces positive, press fit to shaft.
- Precision manufactured and static balanced to eliminate sprocket wobble.

### Notes

3M and 5M PowerGrip HTD Sprockets are available in minimum plain bore (MPB). 20M sprockets are available in QD® style.

Sprocket part numbers are comprised of number of grooves, pitch and width. For example; part number P14-5M-09AL denotes 14 grooves, 5mm pitch, 9mm width and "AL" for aluminum.

On a sprocket, pitch is the distance between groove centers and is measured on the pitch circle of the sprocket. The pitch circle of the sprocket coincides with the pitch line of the belt mating with it. The pitch diameter of the sprocket is always greater than its outside diameter.

**Abbreviations used for sprocket materials: AL=Aluminum and GI=Gray Iron.**

**WARNING:** Do **NOT** use these sprockets with rim speeds in excess of 6,500 fpm.



SYNCHRONOUS METAL

### Product No. Series 7882

#### 3mm Pitch Sprockets - Aluminum - MPB Type — For Belts 6mm Wide

Part No.	Product No.	No. of Grooves	Pitch Dia. (In.)	Wt. Ea. (Lbs.)	Material	Bore or Bushing	Bore Range (In.)
P10-3M-06AL	7882-0001	10	.376	.01	AL	MPB	1/8 - 1/8
P11-3M-06AL	7882-1082	11	.414	.01	AL	MPB	1/8 - 1/8
P12-3M-06AL	7882-0003	12	.451	.02	AL	MPB	3/16 - 3/16
P13-3M-06AL	7882-1083	13	.489	.01	AL	MPB	3/16 - 3/16
P14-3M-06AL	7882-0005	14	.526	.02	AL	MPB	3/16 - 3/16
P15-3M-06AL	7882-0007	15	.564	.02	AL	MPB	3/16 - 3/16
P16-3M-06AL	7882-0009	16	.602	.02	AL	MPB	3/16 - 3/16
P17-3M-06AL	7882-0011	17	.639	.02	AL	MPB	3/16 - 3/16
P18-3M-06AL	7882-0048	18	.677	.02	AL	MPB	1/4 - 1/4
P19-3M-06AL	7882-0014	19	.714	.02	AL	MPB	1/4 - 1/4
P20-3M-06AL	7882-0016	20	.752	.02	AL	MPB	1/4 - 1/4
P22-3M-06AL	7882-0018	22	.827	.02	AL	MPB	1/4 - 1/4
P24-3M-06AL	7882-0020	24	.902	.05	AL	MPB	1/4 - 5/16
P25-3M-06AL	7882-1084	25	.940	.05	AL	MPB	1/4 - 5/16
P26-3M-06AL	7882-0022	26	.977	.04	AL	MPB	1/4 - 5/16
P28-3M-06AL	7882-0024	28	1.053	.04	AL	MPB	1/4 - 3/8
P30-3M-06AL	7882-0026	30	1.128	.05	AL	MPB	1/4 - 7/16
P32-3M-06AL	7882-0028	32	1.203	.06	AL	MPB	1/4 - 1/2
P34-3M-06AL	7882-0030	34	1.278	.08	AL	MPB	1/4 - 9/16
P36-3M-06AL	7882-0032	36	1.353	.08	AL	MPB	1/4 - 5/8
P38-3M-06AL	7882-0034	38	1.429	.08	AL	MPB	1/4 - 3/4
P40-3M-06AL	7882-0036	40	1.504	.10	AL	MPB	1/4 - 13/16
P44-3M-06AL	7882-0038	44	1.654	.10	AL	MPB	1/4 - 15/16
P48-3M-06AL	7882-1085	48	1.805	.15	AL	MPB	5/16 - 15/16
P50-3M-06AL	7882-0040	50	1.880	.11	AL	MPB	5/16 - 15/16
P56-3M-06AL	7882-0042	56	2.105	.16	AL	MPB	5/16 - 15/16
P60-3M-06AL	7882-1086	60	2.256	.25	AL	MPB	5/16 - 15/16
P62-3M-06AL	7882-0044	62	2.331	.20	AL	MPB	5/16 - 15/16
P72-3M-06AL	7882-0046	72	2.707	.30	AL	MPB	5/16 - 15/16

#### 3mm Pitch Sprockets - Aluminum - MPB Type — For Belts 9mm Wide

Part No.	Product No.	No. of Grooves	Pitch Dia. (In.)	Wt. Ea. (Lbs.)	Material	Bore or Bushing	Bore Range (In.)
P10-3M-09AL	7882-0002	10	.376	.05	AL	MPB	1/8 - 1/8
P11-3M-09AL	7882-1087	11	.414	.05	AL	MPB	1/8 - 1/8
P12-3M-09AL	7882-0004	12	.451	.01	AL	MPB	3/16 - 3/16
P13-3M-09AL	7882-1088	13	.489	.01	AL	MPB	3/16 - 3/16





## PowerGrip® HTD® Sprockets

### Product No. Series 7882 (continued)

#### 3mm Pitch Sprockets - Aluminum - MPB Type — For Belts 9mm Wide (continued)

Part No.	Product No.	No. of Grooves	Pitch Dia. (In.)	Wt. Ea. (Lbs.)	Material	Bore or Bushing	Bore Range (In.)
P14-3M-09AL	7882-0006	14	.526	.02	AL	MPB	3/16 - 3/16
P15-3M-09AL	7882-0008	15	.564	.02	AL	MPB	3/16 - 3/16
P16-3M-09AL	7882-0010	16	.602	.02	AL	MPB	3/16 - 3/16
P17-3M-09AL	7882-0012	17	.639	.02	AL	MPB	3/16 - 3/16
P18-3M-09AL	7882-0013	18	.677	.02	AL	MPB	1/4 - 1/4
P19-3M-09AL	7882-0015	19	.714	.02	AL	MPB	1/4 - 1/4
P20-3M-09AL	7882-0017	20	.752	.02	AL	MPB	1/4 - 1/4
P22-3M-09AL	7882-0019	22	.827	.03	AL	MPB	1/4 - 1/4
P24-3M-09AL	7882-0021	24	.902	.03	AL	MPB	1/4 - 5/16
P25-3M-09AL	7882-1089	25	.940	.05	AL	MPB	1/4 - 5/16
P26-3M-09AL	7882-0023	26	.977	.04	AL	MPB	1/4 - 5/16
P28-3M-09AL	7882-0025	28	1.053	.05	AL	MPB	1/4 - 3/8
P30-3M-09AL	7882-0027	30	1.128	.06	AL	MPB	1/4 - 7/16
P32-3M-09AL	7882-0029	32	1.203	.06	AL	MPB	1/4 - 1/2
P34-3M-09AL	7882-0031	34	1.278	.09	AL	MPB	1/4 - 9/16
P36-3M-09AL	7882-0033	36	1.353	.09	AL	MPB	1/4 - 5/8
P38-3M-09AL	7882-0035	38	1.429	.12	AL	MPB	1/4 - 3/4
P40-3M-09AL	7882-0037	40	1.504	.13	AL	MPB	1/4 - 13/16
P44-3M-09AL	7882-0039	44	1.654	.25	AL	MPB	1/4 - 15/16
P48-3M-09AL	7882-1090	48	1.805	.20	AL	MPB	5/16 - 15/16
P50-3M-09AL	7882-0041	50	1.880	.17	AL	MPB	5/16 - 15/16
P56-3M-09AL	7882-0043	56	2.105	.20	AL	MPB	5/16 - 15/16
P60-3M-09AL	7882-1091	60	2.256	.25	AL	MPB	5/16 - 15/16
P62-3M-09AL	7882-0045	62	2.331	.25	AL	MPB	5/16 - 15/16
P72-3M-09AL	7882-0047	72	2.707	.31	AL	MPB	5/16 - 15/16

SYNCHRONOUS METAL

#### 5mm Pitch Sprockets - Aluminum - MPB Type — For Belts 9mm Wide

Part No.	Product No.	No. of Grooves	Pitch Dia. (In.)	Wt. Ea. (Lbs.)	Material	Bore or Bushing	Bore Range (In.)
P12-5M-09AL	7882-1092	12	.752	.05	AL	MPB	1/4 - 1/4
P13-5M-09AL	7882-1093	13	.815	.05	AL	MPB	1/4 - 1/4
P14-5M-09AL	7882-1077	14	.877	.04	AL	MPB	1/4 - 1/4
P15-5M-09AL	7882-1004	15	.940	.04	AL	MPB	1/4 - 1/4
P16-5M-09AL	7882-1006	16	1.003	.04	AL	MPB	1/4 - 1/4
P17-5M-09AL	7882-1008	17	1.065	.05	AL	MPB	1/4 - 5/16
P18-5M-09AL	7882-1010	18	1.128	.06	AL	MPB	1/4 - 3/8
P19-5M-09AL	7882-1078	19	1.191	.10	AL	MPB	1/4 - 7/16
P20-5M-09AL	7882-1013	20	1.253	.06	AL	MPB	1/4 - 1/2
P22-5M-09AL	7882-1015	22	1.379	.08	AL	MPB	1/4 - 5/8
P24-5M-09AL	7882-1017	24	1.504	.05	AL	MPB	1/4 - 11/16
P25-5M-09AL	7882-1094	25	1.566	.10	AL	MPB	1/4 - 11/16
P26-5M-09AL	7882-1021	26	1.629	.15	AL	MPB	1/4 - 3/4
P28-5M-09AL	7882-1023	28	1.754	.17	AL	MPB	1/4 - 7/8
P30-5M-09AL	7882-1025	30	1.880	.05	AL	MPB	1/4 - 7/8
P32-5M-09AL	7882-1027	32	2.005	.05	AL	MPB	1/4 - 15/16
P34-5M-09AL	7882-1031	34	2.130	.25	AL	MPB	1/4 - 1 1/16
P36-5M-09AL	7882-1035	36	2.256	.25	AL	MPB	5/16 - 1 1/16
P38-5M-09AL	7882-1039	38	2.381	.30	AL	MPB	5/16 - 1 3/16
P40-5M-09AL	7882-1043	40	2.506	.35	AL	MPB	5/16 - 1 3/16
P44-5M-09AL	7882-1047	44	2.757	.30	AL	MPB	5/16 - 1 3/16
P48-5M-09AL	7882-1095	48	3.008	.45	AL	MPB	3/8 - 1 3/16
P50-5M-09AL	7882-1053	50	3.133	.35	AL	MPB	3/8 - 1 3/16
P56-5M-09AL	7882-1057	56	3.509	.40	AL	MPB	3/8 - 1 3/16
P60-5M-09AL	7882-1096	60	3.760	.65	AL	MPB	3/8 - 1 3/16
P62-5M-09AL	7882-1063	62	3.885	.35	AL	MPB	3/8 - 1 3/16
P70-5M-09AL	7882-1097	70	4.386	.85	AL	MPB	3/8 - 1 3/16
P72-5M-09AL	7882-1069	72	4.511	.85	AL	MPB	3/8 - 1 3/16







## PowerGrip® HTD® Sprockets

### Product No. Series 7882 (continued)

#### 5mm Pitch Sprockets - Aluminum - MPB Type — For Belts 15mm Wide

Part No.	Product No.	No. of Grooves	Pitch Dia. (In.)	Wt. Ea. (Lbs.)	Material	Bore or Bushing	Bore Range (In.)
P12-5M-15AL	7882-1098	12	.752	.05	AL	MPB	1/4 - 1/4
P13-5M-15AL	7882-1099	13	.815	.05	AL	MPB	1/4 - 1/4
P14-5M-15AL	7882-1003	14	.877	.04	AL	MPB	1/4 - 1/4
P15-5M-15AL	7882-1005	15	.940	.04	AL	MPB	1/4 - 1/4
P16-5M-15AL	7882-1007	16	1.003	.05	AL	MPB	1/4 - 1/4
P17-5M-15AL	7882-1009	17	1.065	.06	AL	MPB	1/4 - 5/16
P18-5M-15AL	7882-1011	18	1.128	.08	AL	MPB	1/4 - 3/8
P19-5M-15AL	7882-1012	19	1.191	.08	AL	MPB	1/4 - 7/16
P20-5M-15AL	7882-1014	20	1.253	.09	AL	MPB	1/4 - 1/2
P22-5M-15AL	7882-1016	22	1.379	.05	AL	MPB	1/4 - 5/8
P24-5M-15AL	7882-1018	24	1.504	.05	AL	MPB	1/4 - 11/16
P25-5M-15AL	7882-1100	25	1.566	.15	AL	MPB	1/4 - 11/16
P26-5M-15AL	7882-1022	26	1.629	.05	AL	MPB	1/4 - 3/4
P28-5M-15AL	7882-1024	28	1.754	.05	AL	MPB	1/4 - 7/8
P30-5M-15AL	7882-1026	30	1.880	.20	AL	MPB	1/4 - 7/8
P32-5M-15AL	7882-1029	32	2.005	.25	AL	MPB	1/4 - 15/16
P34-5M-15AL	7882-1033	34	2.130	.28	AL	MPB	1/4 - 1 1/16
P36-5M-15AL	7882-1037	36	2.256	.20	AL	MPB	5/16 - 1 1/16
P38-5M-15AL	7882-1041	38	2.381	.35	AL	MPB	5/16 - 1 3/16
P40-5M-15AL	7882-1045	40	2.506	.25	AL	MPB	5/16 - 1 3/16
P44-5M-15AL	7882-1049	44	2.757	.40	AL	MPB	5/16 - 1 3/16
P48-5M-15AL	7882-1101	48	3.008	.60	AL	MPB	3/8 - 1 3/16
P50-5M-15AL	7882-1054	50	3.133	.35	AL	MPB	3/8 - 1 3/16
P56-5M-15AL	7882-1059	56	3.509	.35	AL	MPB	3/8 - 1 3/16
P60-5M-15AL	7882-1102	60	3.760	.90	AL	MPB	3/8 - 1 3/16
P62-5M-15AL	7882-1064	62	3.885	.60	AL	MPB	3/8 - 1 3/16
P70-5M-15AL	7882-1103	70	4.386	.58	AL	MPB	3/8 - 1 3/16
P72-5M-15AL	7882-1071	72	4.511	.65	AL	MPB	3/8 - 1 3/16

SYNCHRONOUS METAL

#### 20mm Pitch Sprockets — For Belts 115mm Wide

Part No.	Product No.	No. of Grooves	Pitch Dia. (In.)	Wt. Ea. (Lbs.)	Material	Bore or Bushing	Bore Range (In.)
P34-20M-115	7882-4024	34	8.522	36.50	GI	F	1 - 3 15/16
P36-20M-115	7882-4026	36	9.023	46.30	GI	F	1 - 3 15/16
P38-20M-115	7882-4028	38	9.524	51.00	GI	F	1 - 3 15/16
P40-20M-115	7882-4031	40	10.026	57.40	GI	F	1 - 3 15/16
P44-20M-115	7882-4034	44	11.028	70.80	GI	F	1 - 3 15/16
P48-20M-115	7882-4037	48	12.031	90.90	GI	J	1 1/2 - 4 1/2
P52-20M-115	7882-4040	52	13.033	110.00	GI	J	1 1/2 - 4 1/2
P56-20M-115	7882-4045	56	14.036	106.00	GI	J	1 1/2 - 4 1/2
P60-20M-115	7882-4079	60	15.038	116.00	GI	J	1 1/2 - 4 1/2
P64-20M-115	7882-4054	64	16.041	127.00	GI	J	1 1/2 - 4 1/2
P68-20M-115	7882-4059	68	17.032	148.00	GI	J	1 1/2 - 4 1/2
P72-20M-115	7882-4064	72	18.046	122.00	GI	J	1 1/2 - 4 1/2
P80-20M-115	7882-4069	80	20.051	237.00	GI	M	2 - 5 1/2
P90-20M-115	7882-4074	90	22.557	275.00	GI	M	2 - 5 1/2
P112-20M-115	7882-4001	112	28.071	243.00	GI	M	2 - 5 1/2
P144-20M-115	7882-4080	144	36.092	612.00	GI	N	2 7/16 - 5 7/8
P168-20M-115	7882-4081	168	42.107	465.00	GI	N	2 7/16 - 5 7/8
P192-20M-115	7882-4014	192	48.122	786.00	GI	N	2 7/16 - 5 7/8
P216-20M-115	7882-4019	216	54.136	907.00	GI	N	2 7/16 - 5 7/8





## PowerGrip® HTD® Sprockets

### Product No. Series 7882 (continued)

#### 20mm Pitch Sprockets — For Belts 170mm Wide

Part No.	Product No.	No. of Grooves	Pitch Dia. (In.)	Wt. Ea. (Lbs.)	Material	Bore or Bushing	Bore Range (In.)
P34-20M-170	7882-4025	34	8.522	87.20	GI	MPB	2 1/8 - 4 1/4
P36-20M-170	7882-4027	36	9.023	98.70	GI	MPB	2 1/8 - 4 1/2
P38-20M-170	7882-4029	38	9.524	62.00	GI	J	1 1/2 - 4 1/2
P40-20M-170	7882-4032	40	10.026	69.00	GI	J	1 1/2 - 4 1/2
P44-20M-170	7882-4035	44	11.028	88.10	GI	J	1 1/2 - 4 1/2
P48-20M-170	7882-4038	48	12.031	120.00	GI	M	2 - 5 1/2
P52-20M-170	7882-4041	52	13.033	149.00	GI	M	2 - 5 1/2
P56-20M-170	7882-4046	56	14.036	166.00	GI	M	2 - 5 1/2
P60-20M-170	7882-4050	60	15.038	199.00	GI	M	2 - 5 1/2
P64-20M-170	7882-4055	64	16.041	1.82	GI	M	2 - 5 1/2
P68-20M-170	7882-4060	68	17.032	198.00	GI	M	2 - 5 1/2
P72-20M-170	7882-4065	72	18.046	207.00	GI	M	2 - 5 1/2
P80-20M-170	7882-4070	80	20.051	262.00	GI	M	2 - 5 1/2
P90-20M-170	7882-4075	90	22.557	303.00	GI	M	2 - 5 1/2
P112-20M-170	7882-4002	112	28.071	473.00	GI	N	2 7/16 - 5 7/8
P144-20M-170	7882-4006	144	36.092	520.00	GI	N	2 7/16 - 5 7/8
P168-20M-170	7882-4010	168	42.107	619.00	GI	P	3 7/16 - 7
P192-20M-170	7882-4015	192	48.122	783.00	GI	P	3 7/16 - 7
P216-20M-170	7882-4020	216	54.136	820.00	GI	P	3 7/16 - 7

SYNCHRONOUS METAL

#### 20mm Pitch Sprockets — For Belts 230mm Wide

Part No.	Product No.	No. of Grooves	Pitch Dia. (In.)	Wt. Ea. (Lbs.)	Material	Bore or Bushing	Bore Range (In.)
P38-20M-230	7882-4030	38	9.524	128.00	GI	MPB	2 7/8 - 4 3/4
P40-20M-230	7882-4033	40	10.026	156.00	GI	MPB	2 7/8 - 5 1/4
P44-20M-230	7882-4036	44	11.028	189.00	GI	MPB	2 7/8 - 6
P48-20M-230	7882-4039	48	12.031	140.00	GI	M	2 - 5 1/2
P52-20M-230	7882-4042	52	13.033	161.00	GI	M	2 - 5 1/2
P56-20M-230	7882-4047	56	14.036	193.00	GI	M	2 - 5 1/2
P60-20M-230	7882-4051	60	15.038	234.00	GI	M	2 - 5 1/2
P64-20M-230	7882-4056	64	16.041	270.00	GI	M	2 - 5 1/2
P68-20M-230	7882-4061	68	17.032	341.00	GI	N	2 7/16 - 5 7/8
P72-20M-230	7882-4066	72	18.046	410.00	GI	N	2 7/16 - 5 7/8
P80-20M-230	7882-4071	80	20.051	343.00	GI	N	2 7/16 - 5 7/8
P90-20M-230	7882-4076	90	22.557	398.00	GI	N	2 7/16 - 5 7/8
P112-20M-230	7882-4003	112	28.071	389.00	GI	N	2 7/16 - 5 7/8
P144-20M-230	7882-4007	144	36.092	552.00	GI	P	2 15/16 - 7
P168-20M-230	7882-4011	168	42.107	934.00	GI	P	2 15/16 - 7
P192-20M-230	7882-4016	192	48.122	1429.00	GI	W	4 - 8 1/2
P216-20M-230	7882-4021	216	54.136	1317.00	GI	W	4 - 8 1/2

#### 20mm Pitch Sprockets — For Belts 290mm Wide

Part No.	Product No.	No. of Grooves	Pitch Dia. (In.)	Wt. Ea. (Lbs.)	Material	Bore or Bushing	Bore Range (In.)
P52-20M-290	7882-4043	52	13.033	202.00	GI	N	2 7/16 - 5 7/8
P56-20M-290	7882-4048	56	14.036	237.00	GI	N	2 7/16 - 5 7/8
P60-20M-290	7882-4052	60	15.038	276.00	GI	N	2 7/16 - 5 7/8
P64-20M-290	7882-4057	64	16.041	320.00	GI	N	2 7/16 - 5 7/8
P68-20M-290	7882-4062	68	17.032	368.00	GI	N	2 7/16 - 5 7/8
P72-20M-290	7882-4067	72	18.046	404.00	GI	N	2 7/16 - 5 7/8
P80-20M-290	7882-4072	80	20.051	376.00	GI	N	2 7/16 - 5 7/8
P90-20M-290	7882-4077	90	22.557	431.00	GI	N	2 7/16 - 5 7/8
P112-20M-290	7882-4004	112	28.071	799.00	GI	P	2 15/16 - 7





## PowerGrip® HTD® Sprockets

### Product No. Series 7882 (continued)

#### 20mm Pitch Sprockets — For Belts 290mm Wide (continued)

Part No.	Product No.	No. of Grooves	Pitch Dia. (In.)	Wt. Ea. (Lbs.)	Material	Bore or Bushing	Bore Range (In.)
P144-20M-290	7882-4008	144	36.092	1004.00	GI	P	2 15/16 - 7
P168-20M-290	7882-4012	168	42.107	1410.00	GI	W	4 - 8 1/2
P192-20M-290	7882-4017	192	48.122	1552.00	GI	W	4 - 8 1/2
P216-20M-290	7882-4022	216	54.136	1441.00	GI	W	4 - 8 1/2

#### 20mm Pitch Sprockets — For Belts 340mm Wide

Part No.	Product No.	No. of Grooves	Pitch Dia. (In.)	Wt. Ea. (Lbs.)	Material	Bore or Bushing	Bore Range (In.)
P52-20M-340	7882-4044	52	13.033	219.00	GI	N	2 7/16 - 5 7/8
P56-20M-340	7882-4049	56	14.036	258.00	GI	N	2 7/16 - 5 7/8
P60-20M-340	7882-4053	60	15.038	294.00	GI	N	2 7/16 - 5 7/8
P64-20M-340	7882-4058	64	16.041	339.00	GI	N	2 7/16 - 5 7/8
P68-20M-340	7882-4063	68	17.032	389.00	GI	N	2 7/16 - 5 7/8
P72-20M-340	7882-4068	72	18.046	438.00	GI	N	2 7/16 - 5 7/8
P80-20M-340	7882-4073	80	20.051	462.00	GI	P	2 15/16 - 7
P90-20M-340	7882-4078	90	22.557	507.00	GI	P	2 15/16 - 7
P112-20M-340	7882-4005	112	28.071	870.00	GI	P	2 15/16 - 7
P144-20M-340	7882-4009	144	36.092	1215.00	GI	W	4 - 8 1/2
P168-20M-340	7882-4013	168	42.107	1514.00	GI	W	4 - 8 1/2
P192-20M-340	7882-4018	192	48.122	1817.00	GI	S	5 1/2 - 10
P216-20M-340	7882-4023	216	54.136	1601.00	GI	S	5 1/2 - 10

SYNCHRONOUS METAL





## PowerGrip® Timing Pulleys

### Markets/Applications

Use with PowerGrip Timing Belts.

### Features/Advantages

- Full split in bushing allows easy installation and removal.
- Precise sprocket design produces positive, press fit to shaft.
- Precision manufactured and static balanced to eliminate sprocket wobble.

### Notes

Gates PowerGrip Timing Pulleys are measured by number of grooves, pitch and width. For example; part number TL30L050 denotes "TL" for Taper-Lock®, 30 grooves, L (.375") pitch and 1/2" width.

Pitch — The pitch of a PowerGrip Timing Pulley is the distance from center to center of the grooves (in inches). The letters correspond to pitches as follows:

MXL = Mini Extra Light = 0.080" pitch;

XL = Extra Light = 0.200" pitch;

L = Light = 0.375" pitch;

H = Heavy = 0.500" pitch.

Width — The width designation is in hundredths of inches and corresponds to the width of the widest belt that can operate in the pulley.

The complete pulley designation must be used when ordering a Gates PowerGrip Pulley.

**Abbreviations used for pulley bore: MPB=Minimum Plain Bore. Abbreviations used for pulley materials: AL=Aluminum, ST=Steel, SiS=Sintered Steel, GI=Gray Iron, DI=Ductile Iron.**

MXL and XL MPB pulleys are supplied with set screws. L and H pulleys are not supplied with keyway and set screws.

**WARNING: Do NOT use these sprockets with rim speeds in excess of 6,500 fpm.**



SYNCHRONOUS METAL

### Product No. Series 7826

#### 2/25" Pitch (0.08"/MXL) - Mini Extra Light — For Belts 1/8" Wide

Part No.	Product No.	No. of Grooves	Pitch Dia. (In.)	Wt. Ea. (Lbs.)	Material	Bore or Bushing	Bore Range (In.)
PB10MXL012	7826-0273	10	.255	.05	AL	MPB	1/8 - 1/8
PB11MXL012	7826-0274	11	.280	.05	AL	MPB	1/8 - 1/8
PB12MXL012	7826-0275	12	.306	.05	AL	MPB	1/8 - 1/8
PB14MXL012	7826-0276	14	.357	.05	AL	MPB	3/16 - 3/16
PB15MXL012	7826-0277	15	.382	.05	AL	MPB	3/16 - 3/16
PB16MXL012	7826-0278	16	.407	.05	AL	MPB	3/16 - 1/4
PB18MXL012	7826-0279	18	.458	.05	AL	MPB	3/16 - 3/16
PB20MXL012	7826-0280	20	.509	.05	AL	MPB	3/16 - 3/16
PB21MXL012	7826-0281	21	.535	.05	AL	MPB	3/16 - 3/16
PB22MXL012	7826-0282	22	.560	.05	AL	MPB	3/16 - 3/16
PB24MXL012	7826-0283	24	.611	.05	AL	MPB	1/4 - 1/4
PB28MXL012	7826-0284	28	.713	.05	AL	MPB	1/4 - 1/4
PB30MXL012	7826-0285	30	.764	.05	AL	MPB	1/4 - 5/16
PB32MXL012	7826-0286	32	.815	.05	AL	MPB	1/4 - 3/8
PB36MXL012	7826-0287	36	.917	.05	AL	MPB	1/4 - 3/8
PB40MXL012	7826-0288	40	1.019	.05	AL	MPB	1/4 - 1/2
PB42MXL012	7826-0289	42	1.070	.05	AL	MPB	1/4 - 1/2
PB44MXL012	7826-0290	44	1.120	.05	AL	MPB	1/4 - 5/8
PB48MXL012	7826-0291	48	1.222	.05	AL	MPB	1/4 - 5/8
PB60MXL012	7826-0292	60	1.528	.05	AL	MPB	1/4 - 3/4

#### 2/25" Pitch (0.08"/MXL) - Mini Extra Light — For Belts 1/8", 3/16" and 1/4" Wide

Part No.	Product No.	No. of Grooves	Pitch Dia. (In.)	Wt. Ea. (Lbs.)	Material	Bore or Bushing	Bore Range (In.)
PB10MXL025	7826-0010	10	.255	.05	AL	MPB	1/8 - 1/8
PB11MXL025	7826-0011	11	.280	.07	AL	MPB	1/8 - 1/8
PB12MXL025	7826-0012	12	.306	.08	AL	MPB	1/8 - 1/8
PB14MXL025	7826-0014	14	.357	.01	AL	MPB	1/8 - 1/8
PB15MXL025	7826-0015	15	.382	.01	AL	MPB	3/16 - 3/16
PB16MXL025	7826-0016	16	.407	.01	AL	MPB	3/16 - 3/16
PB18MXL025	7826-0118	18	.458	.02	AL	MPB	3/16 - 3/16
PB20MXL025	7826-0120	20	.509	.01	AL	MPB	3/16 - 3/16





## PowerGrip® Timing Pulleys

### Product No. Series 7826 (continued)

#### 2/25" Pitch (0.08"/MXL) - Mini Extra Light — For Belts 1/8", 3/16" and 1/4" Wide (continued)

Part No.	Product No.	No. of Grooves	Pitch Dia. (In.)	Wt. Ea. (Lbs.)	Material	Bore or Bushing	Bore Range (In.)
PB21MXL025	7826-0121	21	.535	.02	AL	MPB	3/16 - 3/16
PB22MXL025	7826-0122	22	.560	.03	AL	MPB	3/16 - 3/16
PB24MXL025	7826-0124	24	.611	.04	AL	MPB	1/4 - 1/4
PB25MXL025	7826-0293	25	.637	.05	AL	MPB	1/4 - 1/4
PB28MXL025	7826-0128	28	.713	.02	AL	MPB	1/4 - 1/4
PB30MXL025	7826-0130	30	.764	.02	AL	MPB	1/4 - 1/4
PB32MXL025	7826-0132	32	.815	.04	AL	MPB	1/4 - 1/4
PB36MXL025	7826-0136	36	.917	.05	AL	MPB	1/4 - 1/4
PB40MXL025	7826-0140	40	1.019	.05	AL	MPB	1/4 - 1/4
PB42MXL025	7826-0142	42	1.070	.07	AL	MPB	1/4 - 1/4
PB44MXL025	7826-0144	44	1.120	.08	AL	MPB	1/4 - 1/4
PB48MXL025	7826-0148	48	1.222	.01	AL	MPB	1/4 - 1/4
PB60MXL025	7826-0160	60	1.528	.10	AL	MPB	1/4 - 1/4
PB72MXL025	7826-0272	72	1.833	.25	AL	MPB	1/4 - 1/4
PB80MXL025	7826-0180	80	2.037	.20	AL	MPB	5/16 - 5/16
PB90MXL025	7826-0294	90	2.292	.25	AL	MPB	5/16 - 3/4
PB100MXL025	7826-0295	100	2.546	.30	AL	MPB	5/16 - 3/4
PB120MXL025	7826-0296	120	3.056	.30	AL	MPB	3/8 - 3/4

SYNCHRONOUS METAL

### Product No. Series 7823 & 7881

#### 1/5" Pitch (.200"/XL) - Extra Light Duty — For Belts 1/4" Wide

Part No.	Product No.	No. of Grooves	Pitch Dia. (In.)	Wt. Ea. (Lbs.)	Material	Bore or Bushing	Bore Range (In.)
PB10XL025	7823-1500	10	.637	.05	AL	MPB	3/16 - 1/4
PB11XL025	7823-1501	11	.700	.05	AL	MPB	3/16 - 1/4
PB12XL025	7823-1502	12	.764	.05	AL	MPB	3/16 - 5/16
PB13XL025	7823-1503	13	.828	.05	AL	MPB	1/4 - 5/16
PB14XL025	7823-1504	14	.891	.05	AL	MPB	1/4 - 3/8
PB15XL025	7823-1505	15	.955	.05	AL	MPB	1/4 - 1/2
PB16XL025	7823-1506	16	1.019	.05	AL	MPB	5/16 - 1/2
PB18XL025	7823-1507	18	1.146	.05	AL	MPB	1/4 - 1/2
PB20XL025	7823-1508	20	1.273	.10	AL	MPB	1/4 - 1/2
PB21XL025	7823-1509	21	1.337	.10	AL	MPB	1/4 - 1/2
PB22XL025	7823-1510	22	1.401	.10	AL	MPB	1/4 - 5/8
PB24XL025	7823-1511	24	1.528	.10	AL	MPB	1/4 - 5/8
PB26XL025	7823-1512	26	1.655	.15	AL	MPB	1/4 - 5/8
PB28XL025	7823-1513	28	1.783	.10	AL	MPB	1/4 - 3/4
PB30XL025	7823-1514	30	1.910	.20	AL	MPB	1/4 - 3/4

#### 1/5" Pitch (.200"/XL) - Extra Light Duty — For Belts 1/4" and 3/8" Wide

Part No.	Product No.	No. of Grooves	Pitch Dia. (In.)	Wt. Ea. (Lbs.)	Material	Bore or Bushing	Bore Range (In.)
PB10XL037	7823-0101	10	.637	.03	ST	MPB	3/16 - 3/16
PB11XL037	7823-0106	11	.700	.09	ST	MPB	3/16 - 3/16
PB12XL037	7823-0111	12	.764	.10	ST	MPB	3/16 - 1/4
PB13XL037	7823-1515	13	.828	.05	AL	MPB	1/4 - 5/16
PB14XL037	7823-0121	14	.891	.13	ST	MPB	1/4 - 1/4
PB15XL037	7823-0126	15	.955	.04	ST	MPB	1/4 - 5/16
PB16XL037	7823-0131	16	1.019	.17	ST	MPB	1/4 - 3/8
PB17XL037	7823-1516	17	1.082	.05	AL	MPB	1/4 - 1/2
PB18XL037	7823-0141	18	1.146	.20	ST	MPB	1/4 - 1/2
PB19XL037	7823-1517	19	1.210	.05	AL	MPB	1/4 - 1/2
PB20XL037	7823-0151	20	1.273	.10	ST	MPB	1/4 - 9/16
PB21XL037	7823-0156	21	1.337	.27	ST	MPB	1/4 - 9/16
PB22XL037	7823-0161	22	1.401	.20	ST	MPB	1/4 - 3/4
PB23XL037	7823-1518	23	1.464	.15	AL	MPB	1/4 - 5/8





## PowerGrip® Timing Pulleys

### Product No. Series 7823 & 7881 (continued)

#### 1/5" Pitch (.200"/XL) - Extra Light Duty — For Belts 1/4" and 3/8" Wide (continued)

Part No.	Product No.	No. of Grooves	Pitch Dia. (In.)	Wt. Ea. (Lbs.)	Material	Bore or Bushing	Bore Range (In.)
PB24XL037	7823-0166	24	1.528	.35	ST	MPB	1/4 - 11/16
PB25XL037	7823-1519	25	1.592	.10	AL	MPB	1/4 - 5/8
PB26XL037	7823-1520	26	1.655	.15	AL	MPB	1/4 - 3/4
PB28XL037	7823-0176	28	1.783	.40	ST	MPB	1/4 - 13/16
PB30XL037	7823-0181	30	1.910	.45	ST	MPB	5/16 - 15/16
PB32XL037	7823-0186	32	2.037	.15	AL	MPB	5/16 - 1
TL32XL037	7881-6032	32	2.037	.34	SiS	1108	1/2 - 1
PB36XL037	7823-0196	36	2.292	.29	AL	MPB	5/16 - 1
TL36XL037	7881-6036	36	2.292	.50	SiS	1108	1/2 - 1
PB40XL037	7823-0201	40	2.546	.60	AL	MPB	5/16 - 1
TL40XL037	7881-6040	40	2.546	.65	SiS	1108	1/2 - 1
PB42XL037	7823-0206	42	2.674	.30	AL	MPB	5/16 - 1
TL42XL037	7881-6042	42	2.674	.77	SiS	1108	1/2 - 1
PB44XL037	7823-0211	44	2.801	.30	AL	MPB	5/16 - 1
TL44XL037	7881-6044	44	2.801	.97	SiS	1108	1/2 - 1
PB45XL037	7823-1521	45	2.865	.45	AL	MPB	5/16 - 1
PB48XL037	7823-0216	48	3.056	1.19	AL	MPB	5/16 - 1
TL48XL037	7881-6048	48	3.056	1.23	SiS	1108	1/2 - 1
PB50XL037	7823-1522	50	3.183	.45	AL	MPB	5/16 - 1
PB60XL037	7823-0221	60	3.820	2.02	AL	MPB	3/8 - 1
TL60XL037	7881-6060	60	3.820	2.15	SiS	1210	1/2 - 1 1/4
PB72XL037	7823-0226	72	4.584	.65	AL	MPB	3/8 - 1
TL72XL037	7881-6072	72	4.584	2.90	SiS	1610	1/2 - 1 11/16

SYNCHRONOUS METAL

#### 3/8" Pitch (.375"/L) - Light Duty — For Belts 1/2" Wide

Part No.	Product No.	No. of Grooves	Pitch Dia. (In.)	Wt. Ea. (Lbs.)	Material	Bore or Bushing	Bore Range (In.)
PB10L050	7823-0301	10	1.194	.15	ST	MPB	3/8 - 1/2
PB12L050	7823-0311	12	1.432	.38	ST	MPB	3/8 - 3/4
PB13L050	7823-1523	13	1.552	.50	ST	MPB	3/8 - 3/4
PB14L050	7823-0321	14	1.671	.52	ST	MPB	3/8 - 3/4
PB15L050	7823-1524	15	1.790	.65	ST	MPB	1/2 - 7/8
PB16L050	7823-0331	16	1.910	.69	ST	MPB	1/2 - 1
PB17L050	7823-0336	17	2.029	.65	ST	MPB	1/2 - 1
TL18L050	7881-7001	18	2.149	.37	SiS	1108	1/2 - 1
PB19L050	7823-0346	19	2.268	.80	ST	MPB	1/2 - 1 3/16
TL20L050	7881-7004	20	2.387	.54	SiS	1108	1/2 - 1
PB21L050	7823-0356	21	2.507	1.25	ST	MPB	1/2 - 1 1/4
TL22L050	7881-7007	22	2.626	.73	SiS	1108	1/2 - 1
TL24L050	7881-7010	24	2.865	.79	SiS	1210	1/2 - 1 1/4
TL26L050	7881-7013	26	3.104	1.05	SiS	1210	1/2 - 1 1/4
TL28L050	7881-7016	28	3.342	1.34	SiS	1210	1/2 - 1 1/4
TL30L050	7881-7019	30	3.581	1.32	SiS	1610	1/2 - 1 5/8
TL32L050	7881-7022	32	3.820	1.65	SiS	1610	1/2 - 1 5/8
PB36L050	7823-1525	36	4.297	4.35	ST	MPB	1/2 - 2 5/16
TL40L050	7881-7054	40	4.775	3.23	GI	2012	1/2 - 2 1/8
TL48L050	7881-7055	48	5.730	4.83	GI	2012	1/2 - 2 1/8
TL60L050	7881-7056	60	7.162	7.17	GI	2012	1/2 - 2 1/8
TL72L050	7881-7057	72	8.594	8.98	GI	2012	1/2 - 2 1/8
TL84L050	7881-7058	84	10.027	16.83	GI	2517	1/2 - 2 11/16





## PowerGrip® Timing Pulleys

### Product No. Series 7823 & 7881 (continued)

#### 3/8" Pitch (.375"/L) - Light Duty — For Belts 3/4" Wide

Part No.	Product No.	No. of Grooves	Pitch Dia. (In.)	Wt. Ea. (Lbs.)	Material	Bore or Bushing	Bore Range (In.)
PB12L075	7823-0511	12	1.432	.40	ST	MPB	3/8 - 3/4
PB13L075	7823-1526	13	1.552	.60	ST	MPB	3/8 - 3/4
PB14L075	7823-0521	14	1.671	.55	ST	MPB	3/8 - 3/4
PB15L075	7823-1527	15	1.790	.80	ST	MPB	1/2 - 7/8
PB16L075	7823-0531	16	1.910	.84	ST	MPB	1/2 - 1 1/8
PB17L075	7823-0536	17	2.029	.80	ST	MPB	1/2 - 1 1/8
TL18L075	7881-7002	18	2.149	.45	SiS	1108	1/2 - 1
PB19L075	7823-0546	19	2.268	.60	ST	MPB	5/8 - 7/8
TL20L075	7881-7005	20	2.387	.66	SiS	1108	1/2 - 1
PB21L075	7823-0556	21	2.507	1.65	ST	MPB	5/8 - 1 1/4
TL22L075	7881-7008	22	2.626	.88	SiS	1108	1/2 - 1
TL24L075	7881-7011	24	2.865	.91	SiS	1210	1/2 - 1 1/4
TL26L075	7881-7014	26	3.104	1.20	SiS	1210	1/2 - 1 1/4
TL28L075	7881-7017	28	3.342	1.18	SiS	1610	1/2 - 1 5/8
TL30L075	7881-7020	30	3.581	1.50	SiS	1610	1/2 - 1 5/8
TL32L075	7881-7023	32	3.820	1.92	SiS	1610	1/2 - 1 5/8
PB36L075	7823-1528	36	4.297	5.25	ST	MPB	1/2 - 2 5/16
TL40L075	7881-7059	40	4.775	3.55	GI	2012	1/2 - 2 1/8
TL48L075	7881-7060	48	5.730	5.60	GI	2012	1/2 - 2 1/8
TL60L075	7881-7061	60	7.162	7.86	GI	2012	1/2 - 2 1/8
TL72L075	7881-7062	72	8.594	10.10	GI	2012	1/2 - 2 1/8
TL84L075	7881-7063	84	10.027	20.52	GI	2517	1/2 - 2 11/16

SYNCHRONOUS METAL

#### 3/8" Pitch (.375"/L) - Light Duty — For Belts 1" Wide

Part No.	Product No.	No. of Grooves	Pitch Dia. (In.)	Wt. Ea. (Lbs.)	Material	Bore or Bushing	Bore Range (In.)
PB13L100	7823-1529	13	1.552	.70	ST	MPB	3/8 - 3/4
PB14L100	7823-0721	14	1.671	.70	ST	MPB	3/8 - 3/4
PB15L100	7823-1530	15	1.790	.95	ST	MPB	1/2 - 7/8
PB16L100	7823-0731	16	1.910	1.05	ST	MPB	1/2 - 1
PB17L100	7823-0736	17	2.029	1.10	ST	MPB	1/2 - 1
TL18L100	7881-7003	18	2.149	.54	SiS	1108	1/2 - 1
PB19L100	7823-0746	19	2.268	1.40	ST	MPB	5/8 - 7/8
TL20L100	7881-7006	20	2.387	1.60	SiS	1108	1/2 - 1
PB21L100	7823-0756	21	2.507	1.85	ST	MPB	5/8 - 1 1/4
TL22L100	7881-7009	22	2.626	1.07	SiS	1108	1/2 - 1
TL24L100	7881-7012	24	2.865	1.10	SiS	1210	1/2 - 1 1/4
TL26L100	7881-7015	26	3.104	1.43	SiS	1210	1/2 - 1 1/4
TL28L100	7881-7018	28	3.342	1.48	SiS	1610	1/2 - 1 5/8
TL30L100	7881-7021	30	3.581	1.86	SiS	1610	1/2 - 1 5/8
TL32L100	7881-7024	32	3.820	2.48	GI	1610	1/2 - 1 5/8
PB36L100	7823-1532	36	4.297	6.20	ST	MPB	1/2 - 2 5/16
TL40L100	7881-7064	40	4.775	3.88	GI	2012	1/2 - 2 1/8
TL48L100	7881-7065	48	5.730	6.43	GI	2012	1/2 - 2 1/8
TL60L100	7881-7066	60	7.162	8.55	GI	2012	1/2 - 2 1/8
TL72L100	7881-7067	72	8.594	10.79	GI	2012	1/2 - 2 1/8
TL84L100	7881-7068	84	10.027	23.24	GI	2517	1/2 - 2 11/16

### Product No. Series 7881

#### 1/2" Pitch (.500"/H) - Heavy Duty — For Belts 3/4" and 1" Wide

Part No.	Product No.	No. of Grooves	Pitch Dia. (In.)	Wt. Ea. (Lbs.)	Material	Bore or Bushing	Bore Range (In.)
TL14H100	7881-7025	14	2.228	.63	SiS	1108	1/2 - 1
TL16H100	7881-7027	16	2.546	1.00	SiS	1108	1/2 - 1
TL18H100	7881-7030	18	2.865	1.17	SiS	1210	1/2 - 1 1/4





## PowerGrip® Timing Pulleys

### Product No. Series 7881 (continued)

#### 1/2" Pitch (.500"/H) - Heavy Duty — For Belts 3/4" and 1" Wide (continued)

Part No.	Product No.	No. of Grooves	Pitch Dia. (In.)	Wt. Ea. (Lbs.)	Material	Bore or Bushing	Bore Range (In.)
TL20H100	7881-7034	20	3.183	1.62	SiS	1210	1/2 - 1 1/4
TL22H100	7881-7038	22	3.501	1.81	SiS	1610	1/2 - 1 5/8
TL24H100	7881-7041	24	3.820	2.42	SiS	1610	1/2 - 1 5/8
TL26H100	7881-7045	26	4.138	2.60	DI	2012	1/2 - 2 1/8
TL28H100	7881-7049	28	4.456	3.41	GI	2012	1/2 - 1 5/8
TL30H100	7881-7069	30	4.775	4.08	GI	2012	1/2 - 2 1/8
TL32H100	7881-7070	32	5.093	4.61	GI	2517	1/2 - 2 11/16
TL40H100	7881-7071	40	6.366	8.75	GI	2517	1/2 - 2 11/16
TL48H100	7881-7072	48	7.639	13.66	GI	2517	1/2 - 2 11/16
TL60H100	7881-7073	60	9.549	20.78	GI	3020	7/8 - 3 1/4
TL72H100	7881-7074	72	11.459	24.52	GI	3020	7/8 - 3 1/4
TL84H100	7881-7075	84	13.369	28.26	GI	3020	7/8 - 3 1/4
TL96H100	7881-7076	96	15.279	34.20	GI	3020	7/8 - 3 1/4
TL120H100	7881-7077	120	19.099	42.13	GI	3020	7/8 - 3 1/4

#### 1/2" Pitch (.500"/H) - Heavy Duty — For Belts 1 1/2" Wide

Part No.	Product No.	No. of Grooves	Pitch Dia. (In.)	Wt. Ea. (Lbs.)	Material	Bore or Bushing	Bore Range (In.)
TL14H150	7881-7026	14	2.228	.84	SiS	1108	1/2 - 1
TL16H150	7881-7028	16	2.546	1.34	SiS	1008	1/2 - 1
TL18H150	7881-7031	18	2.865	1.55	SiS	1215	1/2 - 1 1/4
TL20H150	7881-7035	20	3.183	2.14	SiS	1215	1/2 - 1 1/4
TL22H150	7881-7053	22	3.501	2.49	SiS	1615	1/2 - 1 5/8
TL24H150	7881-7042	24	3.820	2.33	GI	2012	1/2 - 1 5/8
TL26H150	7881-7046	26	4.138	3.25	GI	2012	1/2 - 2 1/8
TL28H150	7881-7050	28	4.456	4.18	GI	2012	1/2 - 2 1/8
TL30H150	7881-7078	30	4.775	4.97	GI	2012	1/2 - 2 1/8
TL32H150	7881-7079	32	5.093	5.39	GI	2517	1/2 - 2 11/16
TL40H150	7881-7080	40	6.366	10.99	GI	2517	1/2 - 2 11/16
TL48H150	7881-7081	48	7.639	11.40	GI	2517	1/2 - 2 11/16
TL60H150	7881-7082	60	9.549	22.28	GI	3020	7/8 - 3 1/4
TL72H150	7881-7083	72	11.459	26.78	GI	3020	7/8 - 3 1/4
TL84H150	7881-7084	84	13.369	31.75	GI	3020	7/8 - 3 1/4
TL96H150	7881-7085	96	15.279	38.03	GI	3020	7/8 - 3 1/4
TL120H150	7881-7086	120	19.099	49.49	GI	3020	7/8 - 3 1/4

#### 1/2" Pitch (.500"/H) - Heavy Duty — For Belts 2" Wide

Part No.	Product No.	No. of Grooves	Pitch Dia. (In.)	Wt. Ea. (Lbs.)	Material	Bore or Bushing	Bore Range (In.)
TL16H200	7881-7029	16	2.546	1.90	GI	1008	1/2 - 1
TL18H200	7881-7032	18	2.865	1.98	GI	1215	1/2 - 1 1/4
TL20H200	7881-7036	20	3.183	2.74	GI	1215	1/2 - 1 1/4
TL22H200	7881-7039	22	3.501	3.04	GI	1615	1/2 - 1 5/8
TL24H200	7881-7043	24	3.820	2.87	GI	2012	1/2 - 2 1/8
TL26H200	7881-7047	26	4.138	3.73	GI	2012	1/2 - 2 1/8
TL28H200	7881-7051	28	4.456	5.16	GI	2012	1/2 - 2 1/8
TL30H200	7881-7087	30	4.775	6.04	GI	2012	1/2 - 2 1/8
TL32H200	7881-7088	32	5.093	6.59	GI	2517	1/2 - 2 11/16
TL40H200	7881-7089	40	6.366	11.80	GI	2517	1/2 - 2 11/16
TL48H200	7881-7090	48	7.639	17.70	GI	3020	1/2 - 2 11/16
TL60H200	7881-7091	60	9.549	24.47	GI	3020	7/8 - 3 1/4
TL72H200	7881-7092	72	11.459	21.00	GI	3020	7/8 - 3 1/4
TL84H200	7881-7093	84	13.369	35.63	GI	3020	7/8 - 3 1/4
TL96H200	7881-7094	96	15.279	51.50	GI	3535	7/8 - 3 1/4
TL120H200	7881-7095	120	19.099	54.77	GI	3020	7/8 - 3 1/4

SYNCHRONOUS METAL







## PowerGrip® Timing Pulleys

### Product No. Series 7881 (continued)

1/2" Pitch (.500"/H) - Heavy Duty — For Belts 3" Wide

Part No.	Product No.	No. of Grooves	Pitch Dia. (In.)	Wt. Ea. (Lbs.)	Material	Bore or Bushing	Bore Range (In.)
TL16H300	7881-7096	16	2.546	2.23	GI	1108	1/2 - 1
TL18H300	7881-7033	18	2.865	2.69	GI	1215	1/2 - 1 1/4
TL20H300	7881-7037	20	3.183	3.59	GI	1215	1/2 - 1 1/4
TL22H300	7881-7040	22	3.501	3.96	GI	1615	1/2 - 1 5/8
TL24H300	7881-7044	24	3.820	3.96	GI	2012	1/2 - 2 1/8
TL26H300	7881-7048	26	4.138	4.86	GI	2012	1/2 - 2 1/8
TL28H300	7881-7052	28	4.456	6.75	GI	2012	1/2 - 2 1/8
TL30H300	7881-7097	30	4.775	7.88	GI	2012	1/2 - 2 1/8
TL32H300	7881-7098	32	5.093	8.21	GI	2517	1/2 - 2 11/16
TL40H300	7881-7099	40	6.366	18.06	GI	2517	1/2 - 2 11/16
TL48H300	7881-7100	48	7.639	21.88	GI	3020	7/8 - 3 1/3
TL60H300	7881-7101	60	9.549	25.41	GI	3020	7/8 - 3 1/4
TL72H300	7881-7102	72	11.459	40.50	GI	3020	7/8 - 3 1/4
TL84H300	7881-7103	84	13.369	41.95	GI	3020	7/8 - 3 1/4
TL96H300	7881-7104	96	15.279	77.00	GI	3535	7/8 - 3 1/4
TL120H300	7881-7105	120	19.099	81.49	GI	3535	7/8 - 3 1/4

SYNCHRONOUS METAL





## Super HC<sup>®</sup> Sheaves - QD<sup>®</sup>

### Markets/Applications

Use with Super HC and Super HC PowerBand<sup>®</sup> belts.

### Features/Advantages

- Full split in bushing allows easy installation and removal.
- Precise sheave design produces positive, press fit to shaft.
- Narrower sheave design is precision manufactured, static balanced and transmits higher horsepower.

### Notes

Sheaves and bushings must be ordered separately.

**WARNING:** Do NOT use these sheaves with rim speeds in excess of 6,500 fpm.



## Product No. Series 7872 & 7873

### 3V Section

HEAVY DUTY V-BELT METAL

Part No.	Product No.	No. of Grooves	Bushing	Max. Bore (In.)	Face Width (In.)	Wt. Ea. (Lbs.)
QD1/3V2.20	7872-1022	1	JA	1 3/16	11/16	.63
QD2/3V2.20	7872-2022	2	JA	1 3/16	1 3/32	.80
<sup>6</sup> QD1/3V2.35	7872-1023	1	JA	1 3/16	11/16	.80
QD2/3V2.35	7872-2023	2	JA	1 3/16	1 3/32	.96
QD1/3V2.50	7872-1025	1	JA	1 3/16	11/16	.97
QD2/3V2.50	7872-2025	2	JA	1 3/16	1 3/32	1.18
QD3/3V2.50	7872-3025	3	JA	1 3/16	1 1/2	1.35
QD1/3V2.65	7872-1026	1	JA	1 3/16	11/16	.78
QD2/3V2.65	7872-2026	2	JA	1 3/16	1 3/32	.62
QD3/3V2.65	7872-3026	3	JA	1 3/16	1 1/2	1.16
QD4/3V2.65	7872-4026	4	JA	1 3/16	1 29/32	1.42
QD1/3V2.80	7872-1028	1	JA	1 3/16	11/16	.92
QD2/3V2.80	7872-2028	2	JA	1 3/16	1 3/32	.79
QD3/3V2.80	7872-3028	3	JA	1 3/16	1 1/2	1.36
QD4/3V2.80	7872-4028	4	JA	1 3/16	1 29/32	1.68
QD1/3V3.00	7872-1030	1	JA	1 3/16	11/16	1.18
QD2/3V3.00	7872-2030	2	JA	1 3/16	1 3/32	1.01
QD3/3V3.00	7872-3030	3	SH	1 5/8	1 1/2	1.86
QD4/3V3.00	7872-4030	4	SH	1 5/8	1 29/32	2.03
QD1/3V3.15	7872-1031	1	JA	1 3/16	11/16	1.32
QD2/3V3.15	7872-2031	2	JA	1 3/16	1 3/32	1.18
QD3/3V3.15	7872-3031	3	SH	1 5/8	1 1/2	2.25
QD4/3V3.15	7872-4031	4	SH	1 5/8	1 29/32	2.42
QD1/3V3.35	7872-1033	1	JA	1 3/16	11/16	1.60
QD2/3V3.35	7872-2033	2	SH	1 5/8	1 3/32	1.00
QD3/3V3.35	7872-3033	3	SH	1 5/8	1 1/2	1.51
QD4/3V3.35	7872-4033	4	SH	1 5/8	1 29/32	2.23
QD1/3V3.65	7872-1036	1	SH	1 5/8	11/16	1.59
QD2/3V3.65	7872-2036	2	SH	1 5/8	1 3/32	1.41
QD3/3V3.65	7872-3036	3	SH	1 5/8	1 1/2	2.12
QD4/3V3.65	7872-4036	4	SH	1 5/8	1 29/32	2.16
QD1/3V4.12	7872-1041	1	SH	1 5/8	11/16	2.06
QD2/3V4.12	7872-2041	2	SH	1 5/8	1 3/32	2.26
QD3/3V4.12	7872-3041	3	SH	1 5/8	1 1/2	2.64
QD4/3V4.12	7872-4041	4	SH	1 5/8	1 29/32	3.05
QD1/3V4.50	7872-1045	1	SH	1 5/8	11/16	2.60
QD2/3V4.50	7872-2045	2	SH	1 5/8	1 3/32	2.81
QD3/3V4.50	7872-3045	3	SDS	1 15/16	1 1/2	3.00
QD4/3V4.50	7872-4045	4	SDS	1 15/16	1 29/32	3.47
QD1/3V4.75	7872-1047	1	SH	1 5/8	11/16	3.00
QD2/3V4.75	7872-2047	2	SH	1 5/8	1 3/32	3.21
QD3/3V4.75	7872-3047	3	SDS	1 15/16	1 1/2	3.38
QD4/3V4.75	7872-4047	4	SDS	1 15/16	1 29/32	4.04
QD5/3V4.75	7872-5047	5	SDS	1 15/16	2 5/16	4.33
QD6/3V4.75	7872-6047	6	SK	2 1/2	2 23/32	5.28
QD8/3V4.75	7872-8047	8	SK	2 1/2	3 17/32	6.94

<sup>6</sup> Standard/Non-Stock item. Check with Customer Service for availability.





## Super HC<sup>®</sup> Sheaves - QD<sup>®</sup>

### Product No. Series 7872 & 7873 (continued)

#### 3V Section (continued)

Part No.	Product No.	No. of Grooves	Bushing	Max. Bore (In.)	Face Width (In.)	Wt. Ea. (Lbs.)
QD10/3V4.75	7873-0047	10	SK	2 1/2	4 11/32	7.42
QD1/3V5.00	7872-1050	1	SH	1 5/8	11/16	3.30
QD2/3V5.00	7872-2050	2	SH	1 5/8	1 3/32	3.64
QD3/3V5.00	7872-3050	3	SDS	1 15/16	1 1/2	3.92
QD4/3V5.00	7872-4050	4	SDS	1 15/16	1 29/32	4.59
QD5/3V5.00	7872-5050	5	SDS	1 15/16	2 5/16	5.15
QD6/3V5.00	7872-6050	6	SK	2 1/2	2 23/32	6.09
QD8/3V5.00	7872-8050	8	SK	2 1/2	3 17/32	7.47
QD10/3V5.00	7873-0050	10	SK	2 1/2	4 11/32	8.67
QD1/3V5.30	7872-1053	1	SH	1 5/8	11/16	3.79
QD2/3V5.30	7872-2053	2	SH	1 5/8	1 3/32	4.18
QD3/3V5.30	7872-3053	3	SDS	1 15/16	1 1/2	4.51
QD4/3V5.30	7872-4053	4	SDS	1 15/16	1 29/32	5.22
QD5/3V5.30	7872-5053	5	SK	2 1/2	2 5/16	5.99
QD6/3V5.30	7872-6053	6	SK	2 1/2	2 23/32	6.60
QD8/3V5.30	7872-8053	8	SK	2 1/2	3 17/32	7.55
QD10/3V5.30	7873-0053	10	SK	2 1/2	4 11/32	8.74
QD1/3V5.60	7872-1056	1	SH	1 5/8	11/16	4.35
QD2/3V5.60	7872-2056	2	SH	1 5/8	1 3/32	4.69
QD3/3V5.60	7872-3056	3	SDS	1 15/16	1 1/2	4.98
QD4/3V5.60	7872-4056	4	SDS	1 15/16	1 29/32	5.64
QD5/3V5.60	7872-5056	5	SK	2 1/2	2 5/16	6.99
QD6/3V5.60	7872-6056	6	SK	2 1/2	2 23/32	7.69
QD8/3V5.60	7872-8056	8	SK	2 1/2	3 17/32	9.35
QD10/3V5.60	7873-0056	10	SK	2 1/2	4 11/32	11.00
QD1/3V6.00	7872-1060	1	SH	1 5/8	11/16	5.05
QD2/3V6.00	7872-2060	2	SH	1 5/8	1 3/32	5.70
QD3/3V6.00	7872-3060	3	SDS	1 15/16	1 1/2	7.10
QD4/3V6.00	7872-4060	4	SK	2 1/2	1 29/32	7.93
QD5/3V6.00	7872-5060	5	SK	2 1/2	2 5/16	9.11
QD6/3V6.00	7872-6060	6	SK	2 1/2	2 23/32	10.15
QD8/3V6.00	7872-8060	8	SK	2 1/2	3 17/32	10.00
QD10/3V6.00	7873-0060	10	SK	2 1/2	4 11/32	11.39
QD1/3V6.50	7872-1065	1	SH	1 5/8	11/16	6.10
QD2/3V6.50	7872-2065	2	SDS	1 5/8	1 3/32	6.46
QD3/3V6.50	7872-3065	3	SDS	1 15/16	1 1/2	8.20
QD4/3V6.50	7872-4065	4	SK	2 1/2	1 29/32	9.61
QD5/3V6.50	7872-5065	5	SK	2 1/2	2 5/16	10.72
QD6/3V6.50	7872-6065	6	SK	2 1/2	2 23/32	11.77
QD8/3V6.50	7872-8065	8	SK	2 1/2	3 17/32	14.35
<sup>6</sup> QD10/3V6.50	7873-0065	10	SK	2 1/2	4 11/32	14.32
QD1/3V6.90	7872-1069	1	SH	1 5/8	11/16	6.93
QD2/3V6.90	7872-2069	2	SDS	1 5/8	1 3/32	7.28
QD3/3V6.90	7872-3069	3	SDS	1 15/16	1 1/2	8.91
QD4/3V6.90	7872-4069	4	SK	2 1/2	1 29/32	11.08
QD5/3V6.90	7872-5069	5	SK	2 1/2	2 5/16	13.04
QD6/3V6.90	7872-6069	6	SK	2 1/2	2 23/32	14.51
QD8/3V6.90	7872-8069	8	SK	2 1/2	3 17/32	14.09
QD10/3V6.90	7873-0069	10	SK	2 1/2	4 11/32	16.40
QD1/3V8.00	7872-1080	1	SDS	1 15/16	11/16	8.21
QD2/3V8.00	7872-2080	2	SDS	1 15/16	1 3/32	10.03
QD3/3V8.00	7872-3080	3	SK	2 1/2	1 1/2	14.44
QD4/3V8.00	7872-4080	4	SK	2 1/2	1 29/32	16.56
QD5/3V8.00	7872-5080	5	SK	2 1/2	2 5/16	17.99
QD6/3V8.00	7872-6080	6	SK	2 1/2	2 23/32	16.93
QD8/3V8.00	7872-8080	8	SF	2 15/16	3 17/32	19.68
QD10/3V8.00	7873-0080	10	SF	2 15/16	4 11/32	19.00
QD1/3V10.60	7872-1106	1	SDS	1 15/16	11/16	14.13
QD2/3V10.60	7872-2106	2	SK	1 15/16	1 3/32	19.80
QD3/3V10.60	7872-3106	3	SK	2 1/2	1 1/2	16.10
QD4/3V10.60	7872-4106	4	SK	2 1/2	1 29/32	17.29
QD5/3V10.60	7872-5106	5	SK	2 1/2	2 5/16	32.74

HEAVY DUTY V-BELT METAL

<sup>6</sup> Standard/Non-Stock item. Check with Customer Service for availability.





## Super HC<sup>®</sup> Sheaves - QD<sup>®</sup>

### Product No. Series 7872 & 7873 (continued)

#### 3V Section (continued)

Part No.	Product No.	No. of Grooves	Bushing	Max. Bore (In.)	Face Width (In.)	Wt. Ea. (Lbs.)
QD6/3V10.60	7872-6106	6	SF	2 15/16	2 23/32	35.49
QD8/3V10.60	7872-8106	8	SF	2 15/16	3 17/32	24.87
QD10/3V10.60	7873-0106	10	E	3 1/2	4 11/32	31.29
QD1/3V14.00	7872-1140	1	SK	2 1/2	1 1/16	17.53
QD2/3V14.00	7872-2140	2	SK	2 1/2	1 3/32	14.82
QD3/3V14.00	7872-3140	3	SK	2 1/2	1 1/2	20.33
QD4/3V14.00	7872-4140	4	SK	2 1/2	1 29/32	26.13
QD5/3V14.00	7872-5140	5	SF	2 15/16	2 5/16	30.47
QD6/3V14.00	7872-6140	6	SF	2 15/16	2 23/32	33.26
QD8/3V14.00	7872-8140	8	E	3 1/2	3 17/32	45.54
QD10/3V14.00	7873-0140	10	E	3 1/2	4 11/32	49.70
QD1/3V19.00	7872-1190	1	SK	2 1/2	1 1/16	34.81
QD2/3V19.00	7872-2190	2	SK	2 1/2	1 3/32	35.06
QD3/3V19.00	7872-3190	3	SF	2 15/16	1 1/2	34.30
QD4/3V19.00	7872-4190	4	SF	2 15/16	1 29/32	36.99
QD5/3V19.00	7872-5190	5	SF	2 15/16	2 5/16	43.65
QD6/3V19.00	7872-6190	6	E	3 1/2	2 23/32	50.77
<sup>6</sup> QD8/3V19.00	7872-8190	8	E	3 1/2	3 17/32	60.75
QD10/3V19.00	7873-0190	10	E	3 1/2	4 11/32	72.30
QD2/3V25.00	7872-2250	2	SF	2 15/16	1 3/32	33.75
QD3/3V25.00	7872-3250	3	SF	2 15/16	1 1/2	51.50
QD4/3V25.00	7872-4250	4	SF	2 15/16	1 29/32	49.00
QD5/3V25.00	7872-5250	5	E	3 1/2	2 5/16	68.00
QD6/3V25.00	7872-6250	6	E	3 1/2	2 23/32	66.50
QD8/3V25.00	7872-8250	8	E	3 1/2	3 17/32	84.50
QD10/3V25.00	7873-0250	10	F	3 15/16	4 11/32	98.60
<sup>6</sup> QD3/3V33.50	7872-3335	3	SF	2 15/16	1 1/2	75.50
QD4/3V33.50	7872-4335	4	E	3 1/2	1 29/32	96.00
QD5/3V33.50	7872-5335	5	E	3 1/2	2 5/16	97.50
QD6/3V33.50	7872-6335	6	E	3 1/2	2 23/32	105.00
QD8/3V33.50	7872-8335	8	F	3 15/16	3 17/32	137.00
QD10/3V33.50	7873-0335	10	F	3 15/16	4 11/32	178.00

### Product No. Series 7874 & 7875

#### 5V Section

Part No.	Product No.	No. of Grooves	Bushing	Max. Bore (In.)	Face Width (In.)	Wt. Ea. (Lbs.)
QD2/5V4.40	7874-2044	2	SH	1 5/8	1 11/16	3.27
QD3/5V4.40	7874-3044	3	SDS	1 15/16	2 3/8	4.41
QD4/5V4.40	7874-4044	4	SD	1 15/16	3 1/16	5.53
QD5/5V4.40	7874-5044	5	SD	1 15/16	3 3/4	6.42
<sup>6</sup> QD6/5V4.40	7874-6044	6	SD	1 15/16	4 7/16	7.45
QD2/5V4.65	7874-2046	2	SDS	1 15/16	1 11/16	4.16
QD3/5V4.65	7874-3046	3	SDS	1 15/16	2 3/8	4.51
QD4/5V4.65	7874-4046	4	SD	1 15/16	3 1/16	6.70
<sup>6</sup> QD5/5V4.65	7874-5046	5	SD	1 15/16	3 3/4	7.94
<sup>6</sup> QD6/5V4.65	7874-6046	6	SD	1 15/16	4 7/16	8.54
QD2/5V4.90	7874-2049	2	SDS	1 15/16	1 11/16	3.95
QD3/5V4.90	7874-3049	3	SDS	1 15/16	2 3/8	5.00
QD4/5V4.90	7874-4049	4	SD	1 15/16	3 1/16	6.60
<sup>6</sup> QD5/5V4.90	7874-5049	5	SD	1 15/16	3 3/4	8.58
QD6/5V4.90	7874-6049	6	SD	1 15/16	4 7/16	10.32
QD2/5V5.20	7874-2052	2	SDS	1 15/16	1 11/16	4.55
QD3/5V5.20	7874-3052	3	SDS	1 15/16	2 3/8	5.79
QD4/5V5.20	7874-4052	4	SD	1 15/16	3 1/16	7.70
QD5/5V5.20	7874-5052	5	SD	1 15/16	3 3/4	8.69
QD6/5V5.20	7874-6052	6	SD	1 15/16	4 7/16	10.28
QD2/5V5.50	7874-2055	2	SDS	1 15/16	1 11/16	5.15

<sup>6</sup> Standard/Non-Stock item. Check with Customer Service for availability.





## Super HC<sup>®</sup> Sheaves - QD<sup>®</sup>

### Product No. Series 7874 & 7875 (continued)

#### 5V Section (continued)

Part No.	Product No.	No. of Grooves	Bushing	Max. Bore (In.)	Face Width (In.)	Wt. Ea. (Lbs.)
QD3/5V5.50	7874-3055	3	SDS	1 15/16	2 3/8	6.47
QD4/5V5.50	7874-4055	4	SD	1 15/16	3 1/16	9.15
QD5/5V5.50	7874-5055	5	SD	1 15/16	3 3/4	10.24
<sup>6</sup> QD6/5V5.50	7874-6055	6	SD	1 15/16	4 7/16	11.53
QD2/5V5.90	7874-2059	2	SDS	1 15/16	1 11/16	6.16
QD3/5V5.90	7874-3059	3	SDS	1 15/16	2 3/8	7.87
QD4/5V5.90	7874-4059	4	SD	1 15/16	3 1/16	10.25
QD5/5V5.90	7874-5059	5	SK	2 1/2	3 3/4	10.82
QD6/5V5.90	7874-6059	6	SK	2 1/2	4 7/16	12.30
QD2/5V6.30	7874-2063	2	SK	2 1/2	1 11/16	7.60
QD3/5V6.30	7874-3063	3	SK	2 1/2	2 3/8	9.57
QD4/5V6.30	7874-4063	4	SK	2 1/2	3 1/16	11.01
QD5/5V6.30	7874-5063	5	SK	2 1/2	3 3/4	12.70
QD6/5V6.30	7874-6063	6	SK	2 1/2	4 7/16	14.17
QD2/5V6.70	7874-2067	2	SK	2 1/2	1 11/16	8.96
QD3/5V6.70	7874-3067	3	SK	2 1/2	2 3/8	10.62
QD4/5V6.70	7874-4067	4	SK	2 1/2	3 1/16	12.33
QD5/5V6.70	7874-5067	5	SF	2 15/16	3 3/4	13.84
QD6/5V6.70	7874-6067	6	SF	2 15/16	4 7/16	16.00
QD2/5V7.10	7874-2071	2	SK	2 1/2	1 11/16	10.31
QD3/5V7.10	7874-3071	3	SF	2 15/16	2 3/8	12.35
QD4/5V7.10	7874-4071	4	SF	2 15/16	3 1/16	14.82
QD5/5V7.10	7874-5071	5	SF	2 15/16	3 3/4	16.74
QD6/5V7.10	7874-6071	6	SF	2 15/16	4 7/16	17.79
QD7/5V7.10	7874-7071	7	SF	2 15/16	5 1/8	18.80
QD8/5V7.10	7874-8071	8	SF	2 15/16	5 13/16	21.78
QD2/5V7.50	7874-2075	2	SK	2 1/2	1 11/16	11.77
QD3/5V7.50	7874-3075	3	SF	2 15/16	2 3/8	13.23
QD4/5V7.50	7874-4075	4	SF	2 15/16	3 1/16	15.34
QD5/5V7.50	7874-5075	5	SF	2 15/16	3 3/4	17.98
QD6/5V7.50	7874-6075	6	SF	2 15/16	4 7/16	21.74
QD7/5V7.50	7874-7075	7	SF	2 15/16	5 1/8	22.00
QD8/5V7.50	7874-8075	8	SF	2 15/16	5 13/16	28.04
QD2/5V8.00	7874-2080	2	SK	2 1/2	1 11/16	14.21
QD3/5V8.00	7874-3080	3	SF	2 15/16	2 3/8	16.68
QD4/5V8.00	7874-4080	4	E	3 1/2	3 1/16	18.10
QD5/5V8.00	7874-5080	5	E	3 1/2	3 3/4	20.22
QD6/5V8.00	7874-6080	6	E	3 1/2	4 7/16	22.57
QD7/5V8.00	7874-7080	7	E	3 1/2	5 1/8	25.00
QD8/5V8.00	7874-8080	8	E	3 1/2	5 13/16	27.48
QD9/5V8.00	7874-9080	9	E	3 1/2	6 1/2	29.00
QD10/5V8.00	7875-0080	10	E	3 1/2	7 3/16	31.41
QD2/5V8.50	7874-2085	2	SK	2 1/2	1 11/16	13.07
QD3/5V8.50	7874-3085	3	SF	2 15/16	2 3/8	17.78
QD4/5V8.50	7874-4085	4	E	3 1/2	3 1/16	20.84
QD5/5V8.50	7874-5085	5	E	3 1/2	3 3/4	24.35
QD6/5V8.50	7874-6085	6	E	3 1/2	4 7/16	27.39
QD7/5V8.50	7874-7085	7	E	3 1/2	5 1/8	28.00
QD8/5V8.50	7874-8085	8	E	3 1/2	5 13/16	36.55
QD9/5V8.50	7874-9085	9	E	3 1/2	6 1/2	33.00
QD10/5V8.50	7875-0085	10	E	3 1/2	7 3/16	42.44
QD2/5V9.00	7874-2090	2	SK	2 1/2	1 11/16	15.80
QD3/5V9.00	7874-3090	3	SF	2 15/16	2 3/8	21.88
QD4/5V9.00	7874-4090	4	E	3 1/2	3 1/16	25.95
QD5/5V9.00	7874-5090	5	E	3 1/2	3 3/4	26.75
QD6/5V9.00	7874-6090	6	E	3 1/2	4 7/16	29.85
QD7/5V9.00	7874-7090	7	E	3 1/2	5 1/8	32.00
QD8/5V9.00	7874-8090	8	E	3 1/2	5 13/16	34.74
QD9/5V9.00	7874-9090	9	E	3 1/2	6 1/2	37.00
QD10/5V9.00	7875-0090	10	F	3 15/16	7 3/16	43.66
QD2/5V9.25	7874-2092	2	SK	2 1/2	1 11/16	19.45
QD3/5V9.25	7874-3092	3	SF	2 15/16	2 3/8	21.30

HEAVY DUTY V-BELT METAL

6 Standard/Non-Stock item. Check with Customer Service for availability.





# Super HC<sup>®</sup> Sheaves - QD<sup>®</sup>

## Product No. Series 7874 & 7875 (continued)

### 5V Section (continued)

Part No.	Product No.	No. of Grooves	Bushing	Max. Bore (In.)	Face Width (In.)	Wt. Ea. (Lbs.)
QD4/5V9.25	7874-4092	4	E	3 1/2	3 1/16	25.87
QD5/5V9.25	7874-5092	5	E	3 1/2	3 3/4	28.32
QD6/5V9.25	7874-6092	6	E	3 1/2	4 7/16	31.26
QD7/5V9.25	7874-7092	7	E	3 1/2	5 1/8	33.00
QD8/5V9.25	7874-8092	8	F	3 15/16	5 13/16	43.35
QD9/5V9.25	7874-9092	9	F	3 15/16	6 1/2	42.00
QD10/5V9.25	7875-0092	10	F	3 15/16	7 3/16	48.23
QD2/5V9.75	7874-2097	2	SK	2 1/2	1 11/16	22.54
QD3/5V9.75	7874-3097	3	SF	2 15/16	2 3/8	22.04
QD4/5V9.75	7874-4097	4	E	3 1/2	3 1/16	29.15
QD5/5V9.75	7874-5097	5	E	3 1/2	3 3/4	33.29
QD6/5V9.75	7874-6097	6	E	3 1/2	4 7/16	34.98
QD7/5V9.75	7874-7097	7	E	3 1/2	5 1/8	37.00
QD8/5V9.75	7874-8097	8	F	3 15/16	5 13/16	53.57
QD9/5V9.75	7874-9097	9	F	3 15/16	6 1/2	48.00
QD10/5V9.75	7875-0097	10	F	3 15/16	7 3/16	51.62
QD2/5V10.30	7874-2103	2	SK	2 1/2	1 11/16	20.65
QD3/5V10.30	7874-3103	3	SF	2 15/16	2 3/8	22.65
QD4/5V10.30	7874-4103	4	E	3 1/2	3 1/16	33.48
QD5/5V10.30	7874-5103	5	E	3 1/2	3 3/4	37.53
QD6/5V10.30	7874-6103	6	E	3 1/2	4 7/16	43.44
QD7/5V10.30	7874-7103	7	F	3 15/16	5 1/8	49.00
QD8/5V10.30	7874-8103	8	F	3 15/16	5 13/16	53.39
QD9/5V10.30	7874-9103	9	F	3 15/16	6 1/2	55.00
QD10/5V10.30	7875-0103	10	F	3 15/16	7 3/16	58.30
QD2/5V10.90	7874-2109	2	SK	2 1/2	1 11/16	19.41
QD3/5V10.90	7874-3109	3	SF	2 15/16	2 3/8	25.16
QD4/5V10.90	7874-4109	4	E	3 1/2	3 1/16	37.33
QD5/5V10.90	7874-5109	5	E	3 1/2	3 3/4	41.75
QD6/5V10.90	7874-6109	6	E	3 1/2	4 7/16	43.74
QD7/5V10.90	7874-7109	7	F	3 15/16	5 1/8	55.00
QD8/5V10.90	7874-8109	8	F	3 15/16	5 13/16	53.00
QD9/5V10.90	7874-9109	9	F	3 15/16	6 1/2	61.00
QD10/5V10.90	7875-0109	10	F	3 15/16	7 3/16	84.30
QD2/5V11.30	7874-2113	2	SK	2 1/2	1 11/16	22.77
QD3/5V11.30	7874-3113	3	SF	2 15/16	2 3/8	28.46
QD4/5V11.30	7874-4113	4	E	3 1/2	3 1/16	41.12
QD5/5V11.30	7874-5113	5	E	3 1/2	3 3/4	47.90
QD6/5V11.30	7874-6113	6	E	3 1/2	4 7/16	50.67
QD7/5V11.30	7874-7113	7	F	3 15/16	5 1/8	62.00
QD8/5V11.30	7874-8113	8	F	3 15/16	5 13/16	76.94
QD9/5V11.30	7874-9113	9	F	3 15/16	6 1/2	69.00
QD10/5V11.30	7875-0113	10	F	3 15/16	7 3/16	75.40
QD2/5V11.80	7874-2118	2	SK	2 1/2	1 11/16	28.10
QD3/5V11.80	7874-3118	3	SF	2 15/16	2 3/8	27.29
QD4/5V11.80	7874-4118	4	E	3 1/2	3 1/16	36.84
QD5/5V11.80	7874-5118	5	E	3 1/2	3 3/4	39.27
QD6/5V11.80	7874-6118	6	E	3 1/2	4 7/16	46.86
QD7/5V11.80	7874-7118	7	F	3 15/16	5 1/8	52.00
QD8/5V11.80	7874-8118	8	F	3 15/16	5 13/16	71.70
QD9/5V11.80	7874-9118	9	F	3 15/16	6 1/2	60.00
QD10/5V11.80	7875-0118	10	F	3 15/16	7 3/16	90.94
QD2/5V12.50	7874-2125	2	SF	2 1/2	1 11/16	24.87
QD3/5V12.50	7874-3125	3	E	3 1/2	2 3/8	36.96
QD4/5V12.50	7874-4125	4	E	3 1/2	3 1/16	37.54
QD5/5V12.50	7874-5125	5	E	3 1/2	3 3/4	41.46
QD6/5V12.50	7874-6125	6	F	3 15/16	4 7/16	62.90
QD7/5V12.50	7874-7125	7	F	3 15/16	5 1/8	58.00
QD8/5V12.50	7874-8125	8	F	3 15/16	5 13/16	90.18
QD9/5V12.50	7874-9125	9	F	3 15/16	6 1/2	66.00
QD10/5V12.50	7875-0125	10	J	4 1/2	7 3/16	116.00
QD2/5V13.20	7874-2132	2	SF	2 15/16	1 11/16	27.64

HEAVY DUTY V-BELT METAL





## Super HC<sup>®</sup> Sheaves - QD<sup>®</sup>

### Product No. Series 7874 & 7875 (continued)

#### 5V Section (continued)

Part No.	Product No.	No. of Grooves	Bushing	Max. Bore (In.)	Face Width (In.)	Wt. Ea. (Lbs.)
QD3/5V13.20	7874-3132	3	E	3 1/2	2 3/8	40.07
QD4/5V13.20	7874-4132	4	E	3 1/2	3 1/16	39.66
QD5/5V13.20	7874-5132	5	E	3 1/2	3 3/4	44.73
QD6/5V13.20	7874-6132	6	F	3 15/16	4 7/16	61.44
QD7/5V13.20	7874-7132	7	F	3 15/16	5 1/8	63.00
QD8/5V13.20	7874-8132	8	F	3 15/16	5 13/16	92.00
QD9/5V13.20	7874-9132	9	F	3 15/16	6 1/2	72.00
QD10/5V13.20	7875-0132	10	J	4 1/2	7 3/16	125.00
QD2/5V14.00	7874-2140	2	SF	2 15/16	1 11/16	30.69
QD3/5V14.00	7874-3140	3	E	3 1/2	2 3/8	39.06
QD4/5V14.00	7874-4140	4	E	3 1/2	3 1/16	46.66
QD5/5V14.00	7874-5140	5	E	3 1/2	3 3/4	52.80
QD6/5V14.00	7874-6140	6	F	3 15/16	4 7/16	68.72
QD7/5V14.00	7874-7140	7	F	3 15/16	5 1/8	67.00
QD8/5V14.00	7874-8140	8	F	3 15/16	5 13/16	118.00
QD9/5V14.00	7874-9140	9	F	3 15/16	6 1/2	78.00
QD10/5V14.00	7875-0140	10	J	4 1/2	7 3/16	145.00
QD2/5V15.00	7874-2150	2	SF	2 15/16	1 11/16	34.57
QD3/5V15.00	7874-3150	3	E	3 1/2	2 3/8	41.55
QD4/5V15.00	7874-4150	4	E	3 1/2	3 1/16	51.35
QD5/5V15.00	7874-5150	5	E	3 1/2	3 3/4	53.79
QD6/5V15.00	7874-6150	6	F	3 15/16	4 7/16	75.74
QD7/5V15.00	7874-7150	7	F	3 15/16	5 1/8	66.00
QD8/5V15.00	7874-8150	8	F	3 15/16	5 13/16	86.56
QD9/5V15.00	7874-9150	9	J	4 1/2	6 1/2	91.00
QD10/5V15.00	7875-0150	10	J	4 1/2	7 3/16	180.00
QD2/5V16.00	7874-2160	2	SF	2 15/16	1 11/16	36.58
QD3/5V16.00	7874-3160	3	E	3 1/2	2 3/8	43.96
QD4/5V16.00	7874-4160	4	E	3 1/2	3 1/16	54.57
QD5/5V16.00	7874-5160	5	E	3 1/2	3 3/4	59.56
QD6/5V16.00	7874-6160	6	F	3 15/16	4 7/16	79.82
QD7/5V16.00	7874-7160	7	F	3 15/16	5 1/8	71.00
QD8/5V16.00	7874-8160	8	F	3 15/16	5 13/16	88.00
QD9/5V16.00	7874-9160	9	J	4 1/2	6 1/2	91.00
QD10/5V16.00	7875-0160	10	J	4 1/2	7 3/16	200.00
QD2/5V18.70	7874-2187	2	SF	2 15/16	1 11/16	53.90
QD3/5V18.70	7874-3187	3	E	3 1/2	2 3/8	64.51
QD4/5V18.70	7874-4187	4	E	3 1/2	3 1/16	70.72
QD5/5V18.70	7874-5187	5	F	3 15/16	3 3/4	85.00
QD6/5V18.70	7874-6187	6	F	3 15/16	4 7/16	152.00
QD7/5V18.70	7874-7187	7	F	3 15/16	5 1/8	88.00
QD8/5V18.70	7874-8187	8	J	4 1/2	5 13/16	128.00
QD9/5V18.70	7874-9187	9	J	4 1/2	6 1/2	110.00
QD10/5V18.70	7875-0187	10	J	4 1/2	7 3/16	200.00
QD2/5V21.20	7874-2212	2	SF	2 15/16	1 11/16	46.00
QD3/5V21.20	7874-3212	3	E	3 1/2	2 3/8	62.00
QD4/5V21.20	7874-4212	4	E	3 1/2	3 1/16	71.00
QD5/5V21.20	7874-5212	5	F	3 15/16	3 3/4	105.00
QD6/5V21.20	7874-6212	6	F	3 15/16	4 7/16	101.00
QD7/5V21.20	7874-7212	7	J	4 1/2	5 1/8	113.00
QD8/5V21.20	7874-8212	8	J	4 1/2	5 13/16	145.00
QD9/5V21.20	7874-9212	9	J	4 1/2	6 1/2	127.00
QD10/5V21.20	7875-0212	10	J	4 1/2	7 3/16	188.00
QD2/5V23.60	7874-2236	2	E	3 1/2	1 11/16	121.00
QD3/5V23.60	7874-3236	3	E	3 1/2	2 3/8	69.00
QD4/5V23.60	7874-4236	4	F	3 15/16	3 1/16	110.00
QD5/5V23.60	7874-5236	5	F	3 15/16	3 3/4	120.00
QD6/5V23.60	7874-6236	6	J	4 1/2	4 7/16	142.00
QD7/5V23.60	7874-7236	7	J	4 1/2	5 1/8	123.00
QD8/5V23.60	7874-8236	8	J	4 1/2	5 13/16	165.00
QD9/5V23.60	7874-9236	9	J	4 1/2	6 1/2	145.00
QD10/5V23.60	7875-0236	10	M	5 1/2	7 3/16	217.00

HEAVY DUTY V-BELT METAL





## Super HC<sup>®</sup> Sheaves - QD<sup>®</sup>

### Product No. Series 7874 & 7875 (continued)

#### 5V Section (continued)

Part No.	Product No.	No. of Grooves	Bushing	Max. Bore (In.)	Face Width (In.)	Wt. Ea. (Lbs.)
QD2/5V28.00	7874-2280	2	E	3 1/2	1 11/16	94.08
QD3/5V28.00	7874-3280	3	E	3 1/2	2 3/8	93.99
QD4/5V28.00	7874-4280	4	F	3 15/16	3 1/16	128.00
QD5/5V28.00	7874-5280	5	F	3 15/16	3 3/4	141.00
QD6/5V28.00	7874-6280	6	J	4 1/2	4 7/16	151.00
QD7/5V28.00	7874-7280	7	J	4 1/2	5 1/8	162.00
QD8/5V28.00	7874-8280	8	J	4 1/2	5 13/16	178.00
QD9/5V28.00	7874-9280	9	M	5 1/2	6 1/2	230.00
QD10/5V28.00	7875-0280	10	M	5 1/2	7 3/16	260.00
QD3/5V31.50	7874-3315	3	F	3 15/16	2 3/8	110.00
QD4/5V31.50	7874-4315	4	F	3 15/16	3 1/16	145.00
QD5/5V31.50	7874-5315	5	J	4 1/2	3 3/4	165.90
QD6/5V31.50	7874-6315	6	J	4 1/2	4 7/16	190.00
QD7/5V31.50	7874-7315	7	J	4 1/2	5 1/8	192.00
QD8/5V31.50	7874-8315	8	M	5 1/2	5 13/16	286.00
QD9/5V31.50	7874-9315	9	M	5 1/2	6 1/2	281.00
QD10/5V31.50	7875-0315	10	M	5 1/2	7 3/16	286.00
QD3/5V37.50	7874-3375	3	F	3 15/16	2 3/8	144.00
QD4/5V37.50	7874-4375	4	F	3 15/16	3 1/16	180.50
QD5/5V37.50	7874-5375	5	J	4 1/2	3 3/4	225.50
QD6/5V37.50	7874-6375	6	J	4 1/2	4 7/16	235.00
QD7/5V37.50	7874-7375	7	M	5 1/2	5 1/8	304.00
QD8/5V37.50	7874-8375	8	M	5 1/2	5 13/16	324.00
QD9/5V37.50	7874-9375	9	M	5 1/2	6 1/2	335.00
QD10/5V37.50	7875-0375	10	M	5 1/2	7 3/16	340.00
QD3/5V50.00	7874-3500	3	F	3 15/16	2 3/8	420.00
QD4/5V50.00	7874-4500	4	J	4 1/2	3 1/16	328.00
QD5/5V50.00	7874-5500	5	J	4 1/2	3 3/4	290.00
QD6/5V50.00	7874-6500	6	M	5 1/2	4 7/16	360.00
QD7/5V50.00	7874-7500	7	M	5 1/2	5 1/8	477.00
QD8/5V50.00	7874-8500	8	M	5 1/2	5 13/16	444.00
QD9/5V50.00	7874-9500	9	M	5 1/2	6 1/2	520.00
QD10/5V50.00	7875-0500	10	M	5 1/2	7 3/16	540.00

HEAVY DUTY V-BELT METAL

### Product No. Series 7876 & 7877

#### 8V Section

Part No.	Product No.	No. of Grooves	Bushing	Max. Bore (In.)	Face Width (In.)	Wt. Ea. (Lbs.)
QD4/8V12.50	7876-4125	4	F	3 15/16	4 7/8	74.65
QD5/8V12.50	7876-5125	5	F	3 15/16	6	70.00
QD6/8V12.50	7876-6125	6	F	3 15/16	7 1/8	91.43
QD8/8V12.50	7876-8125	8	J	4 1/2	9 3/8	110.00
QD10/8V12.50	7877-0125	10	J	4 1/2	11 5/8	133.00
QD12/8V12.50	7877-2125	12	M	5 1/2	13 7/8	153.00
QD4/8V13.20	7876-4132	4	F	3 15/16	4 7/8	88.00
QD5/8V13.20	7876-5132	5	F	3 15/16	6	82.96
QD6/8V13.20	7876-6132	6	F	3 15/16	7 1/8	91.00
QD8/8V13.20	7876-8132	8	J	4 1/2	9 3/8	128.00
QD10/8V13.20	7877-0132	10	J	4 1/2	11 5/8	151.00
<sup>6</sup> QD12/8V13.20	7877-2132	12	M	5 1/2	13 7/8	180.00
QD4/8V14.00	7876-4140	4	F	3 15/16	4 7/8	76.69
QD5/8V14.00	7876-5140	5	F	3 15/16	6	104.00
QD6/8V14.00	7876-6140	6	F	3 15/16	7 1/8	118.00
QD8/8V14.00	7876-8140	8	J	4 1/2	9 3/8	131.00
QD10/8V14.00	7877-0140	10	J	4 1/2	11 5/8	168.00
QD12/8V14.00	7877-2140	12	M	5 1/2	13 7/8	186.00
QD4/8V15.00	7876-4150	4	F	3 15/16	4 7/8	111.00
QD5/8V15.00	7876-5150	5	F	3 15/16	6	105.50

<sup>6</sup> Standard/Non-Stock item. Check with Customer Service for availability.







## Super HC<sup>®</sup> Sheaves - QD<sup>®</sup>

### Product No. Series 7876 & 7877 (continued)

#### 8V Section (continued)

Part No.	Product No.	No. of Grooves	Bushing	Max. Bore (In.)	Face Width (In.)	Wt. Ea. (Lbs.)
QD6/8V15.00	7876-6150	6	J	4 1/2	7 1/8	128.00
QD8/8V15.00	7876-8150	8	J	4 1/2	9 3/8	154.00
QD10/8V15.00	7877-0150	10	M	5 1/2	11 5/8	181.00
QD12/8V15.00	7877-2150	12	M	5 1/2	13 7/8	221.00
QD4/8V16.00	7876-4160	4	F	3 15/16	4 7/8	97.00
QD5/8V16.00	7876-5160	5	F	3 15/16	6	110.00
QD6/8V16.00	7876-6160	6	J	4 1/2	7 1/8	143.00
QD8/8V16.00	7876-8160	8	J	4 1/2	9 3/8	153.00
QD10/8V16.00	7877-0160	10	M	5 1/2	11 5/8	257.00
QD12/8V16.00	7877-2160	12	M	5 1/2	13 7/8	247.00
<sup>6</sup> QD4/8V17.00	7876-4170	4	F	3 15/16	4 7/8	150.00
QD5/8V17.00	7876-5170	5	J	4 1/2	6	150.00
QD6/8V17.00	7876-6170	6	J	4 1/2	7 1/8	138.00
QD8/8V17.00	7876-8170	8	M	5 1/2	9 3/8	186.00
QD10/8V17.00	7877-0170	10	M	5 1/2	11 5/8	261.00
QD12/8V17.00	7877-2170	12	M	5 1/2	13 7/8	267.00
QD4/8V18.00	7876-4180	4	F	3 15/16	4 7/8	150.00
QD5/8V18.00	7876-5180	5	J	4 1/2	6	150.00
QD6/8V18.00	7876-6180	6	J	4 1/2	7 1/8	135.00
QD8/8V18.00	7876-8180	8	M	5 1/2	9 3/8	218.00
QD10/8V18.00	7877-0180	10	M	5 1/2	11 5/8	295.00
QD12/8V18.00	7877-2180	12	M	5 1/2	13 7/8	274.00
QD4/8V19.00	7876-4190	4	F	3 15/16	4 7/8	100.00
QD5/8V19.00	7876-5190	5	J	4 1/2	6	146.00
QD6/8V19.00	7876-6190	6	J	4 1/2	7 1/8	163.00
QD8/8V19.00	7876-8190	8	M	5 1/2	9 3/8	190.00
QD10/8V19.00	7877-0190	10	M	5 1/2	11 5/8	249.00
<sup>6</sup> QD12/8V19.00	7877-2190	12	N	5 7/8	13 7/8	306.00
QD4/8V20.00	7876-4200	4	J	4 1/2	4 7/8	145.00
QD5/8V20.00	7876-5200	5	J	4 1/2	6	145.00
QD6/8V20.00	7876-6200	6	M	5 1/2	7 1/8	100.00
QD8/8V20.00	7876-8200	8	M	5 1/2	9 3/8	212.00
QD10/8V20.00	7877-0200	10	M	5 1/2	11 5/8	277.00
<sup>6</sup> QD12/8V20.00	7877-2200	12	N	5 7/8	13 7/8	338.00
<sup>6</sup> QD4/8V21.20	7876-4212	4	J	4 1/2	4 7/8	181.00
QD5/8V21.20	7876-5212	5	J	4 1/2	6	181.00
QD6/8V21.20	7876-6212	6	M	5 1/2	7 1/8	188.00
QD8/8V21.20	7876-8212	8	M	5 1/2	9 3/8	282.00
QD10/8V21.20	7877-0212	10	M	5 1/2	11 5/8	254.00
QD12/8V21.20	7877-2212	12	N	5 7/8	13 7/8	310.00
<sup>6</sup> QD4/8V22.40	7876-4224	4	J	4 1/2	4 7/8	199.00
QD5/8V22.40	7876-5224	5	J	4 1/2	6	199.00
QD6/8V22.40	7876-6224	6	M	5 1/2	7 1/8	221.00
QD8/8V22.40	7876-8224	8	M	5 1/2	9 3/8	258.00
<sup>6</sup> QD10/8V22.40	7877-0224	10	N	5 7/8	11 5/8	326.00
QD12/8V22.40	7877-2224	12	N	5 7/8	13 7/8	361.00
QD4/8V24.80	7876-4248	4	M	5 1/2	4 7/8	220.00
<sup>6</sup> QD5/8V24.80	7876-5248	5	M	5 1/2	6	232.00
QD6/8V24.80	7876-6248	6	M	5 1/2	7 1/8	302.00
QD8/8V24.80	7876-8248	8	N	5 7/8	9 3/8	362.00
QD10/8V24.80	7877-0248	10	N	5 7/8	11 5/8	336.00
QD12/8V24.80	7877-2248	12	N	5 7/8	13 7/8	313.00
<sup>6</sup> QD4/8V30.00	7876-4300	4	M	5 1/2	4 7/8	292.00
QD5/8V30.00	7876-5300	5	M	5 1/2	6	295.00
QD6/8V30.00	7876-6300	6	M	5 1/2	7 1/8	345.00
QD8/8V30.00	7876-8300	8	N	5 7/8	9 3/8	410.00
QD10/8V30.00	7877-0300	10	N	5 7/8	11 5/8	463.00
QD12/8V30.00	7877-2300	12	P	7	13 7/8	567.00
QD4/8V35.50	7876-4355	4	M	5 1/2	4 7/8	367.00
<sup>6</sup> QD5/8V35.50	7876-5355	5	M	5 1/2	6	399.00
QD6/8V35.50	7876-6355	6	N	5 7/8	7 1/8	444.00
QD8/8V35.50	7876-8355	8	N	5 7/8	9 3/8	508.00

HEAVY DUTY V-BELT METAL

<sup>6</sup> Standard/Non-Stock item. Check with Customer Service for availability.





## Super HC<sup>®</sup> Sheaves - QD<sup>®</sup>

### Product No. Series 7876 & 7877 (continued)

#### 8V Section (continued)

Part No.	Product No.	No. of Grooves	Bushing	Max. Bore (In.)	Face Width (In.)	Wt. Ea. (Lbs.)
<sup>6</sup> QD10/8V35.50	7877-0355	10	P	7	11 5/8	605.00
<sup>6</sup> QD12/8V35.50	7877-2355	12	P	7	13 7/8	693.00
<sup>6</sup> QD4/8V40.00	7876-4400	4	M	5 1/2	4 7/8	434.00
<sup>6</sup> QD5/8V40.00	7876-5400	5	M	5 1/2	6	471.00
<sup>6</sup> QD6/8V40.00	7876-6400	6	N	5 7/8	7 1/8	519.00
<sup>6</sup> QD8/8V40.00	7876-8400	8	N	5 7/8	9 3/8	592.00
<sup>6</sup> QD10/8V40.00	7877-0400	10	P	7	11 5/8	697.00
<sup>6</sup> QD12/8V40.00	7877-2400	12	P	7	13 7/8	796.00
<sup>6</sup> QD4/8V44.50	7876-4445	4	M	5 1/2	4 7/8	369.00
<sup>6</sup> QD5/8V44.50	7876-5445	5	N	5 7/8	6	427.00
<sup>6</sup> QD6/8V44.50	7876-6445	6	N	5 7/8	7 1/8	510.00
<sup>6</sup> QD8/8V44.50	7876-8445	8	P	7	9 3/8	691.00
<sup>6</sup> QD10/8V44.50	7877-0445	10	P	7	11 5/8	754.00
<sup>6</sup> QD12/8V44.50	7877-2445	12	P	7	13 7/8	839.00
<sup>6</sup> QD4/8V53.00	7876-4530	4	M	5 1/2	4 7/8	818.00
<sup>6</sup> QD5/8V53.00	7876-5530	5	N	5 7/8	6	613.00
<sup>6</sup> QD6/8V53.00	7876-6530	6	N	5 7/8	7 1/8	924.00
<sup>6</sup> QD8/8V53.00	7876-8530	8	P	7	9 3/8	1040.00
<sup>6</sup> QD10/8V53.00	7877-0530	10	P	7	11 5/8	1138.00
<sup>6</sup> QD12/8V53.00	7877-2530	12	W	8 1/2	13 7/8	1343.00
<sup>6</sup> QD6/8V63.00	7876-6630	6	P	7	7 1/8	860.00
<sup>6</sup> QD8/8V63.00	7876-8630	8	P	7	9 3/8	960.00
<sup>6</sup> QD10/8V63.00	7877-0630	10	W	8 1/2	11 5/8	1143.00
<sup>6</sup> QD12/8V63.00	7877-2630	12	W	8 1/2	13 7/8	1777.00
<sup>6</sup> QD6/8V71.00	7876-6710	6	P	7	7 1/8	1558.00
<sup>6</sup> QD8/8V71.00	7876-8710	8	W	8 1/2	9 3/8	1490.00
<sup>6</sup> QD10/8V71.00	7877-0710	10	W	8 1/2	11 5/8	1881.00
<sup>6</sup> QD12/8V71.00	7877-2710	12	W	8 1/2	13 7/8	2002.00

HEAVY DUTY V-BELT METAL

<sup>6</sup> Standard/Non-Stock item. Check with Customer Service for availability.





## Multi-Duty® Sheaves - QD®

### Markets/Applications

Use with Hi-Power® II, Tri-Power®, Dubl-V, Power Curve®, PowerBack® and classical section PowerBand® belts.

### Features/Advantages

- Full split in bushing allows easy installation and removal.
- Precise sheave design produces positive, press fit to shaft.
- Precision manufactured and static balanced.

### Notes

The multi-duty function applies to part numbers showing both the A and B dimensions. Sheaves and bushings must be ordered separately.

**WARNING:** Do **NOT** use with "A" section PowerBand belts. Do **NOT** use these sheaves with rim speeds in excess of 6,500 fpm.



### Product No. Series 7831, 7832, & 7833

#### Combination A or B Section

Part No.	Product No.	No. of Grooves	Outside Dia. (In.)	Bushing	Max. Bore (In.)	Face Width (In.)	Wt. Ea. (Lbs.)
QD1A3.0/B3.4	7831-1030	1	3.75	SH	1 5/8	7/8	2.30
QD2A3.0/B3.4	7831-2030	2	3.75	SH	1 5/8	1 3/4	3.39
QD3A3.0/B3.4	7831-3030	3	3.75	SH	1 5/8	2 1/2	4.38
QD4A3.0/B3.4	7831-4030	4	3.75	SD	1 15/16	3 1/4	4.73
QD5A3.0/B3.4	7831-5030	5	3.75	SD	1 15/16	4	5.25
<sup>6</sup> QD6A3.0/B3.4	7831-6030	6	3.75	SD	1 15/16	4 3/4	5.95
QD1A3.2/B3.6	7831-1032	1	3.95	SH	1 5/8	7/8	3.00
QD2A3.2/B3.6	7831-2032	2	3.95	SH	1 5/8	1 3/4	2.63
QD3A3.2/B3.6	7831-3032	3	3.95	SH	1 5/8	2 1/2	3.48
QD4A3.2/B3.6	7831-4032	4	3.95	SD	1 15/16	3 1/4	5.14
QD5A3.2/B3.6	7831-5032	5	3.95	SD	1 15/16	4	5.90
<sup>6</sup> QD6A3.2/B3.6	7831-6032	6	3.95	SD	1 15/16	4 3/4	6.76
QD1A3.4/B3.8	7831-1034	1	4.15	SH	1 5/8	7/8	1.62
QD2A3.4/B3.8	7831-2034	2	4.15	SH	1 5/8	1 3/4	2.95
QD3A3.4/B3.8	7831-3034	3	4.15	SH	1 5/8	2 1/2	4.01
QD4A3.4/B3.8	7831-4034	4	4.15	SD	1 15/16	3 1/4	6.32
QD5A3.4/B3.8	7831-5034	5	4.15	SD	1 15/16	4	6.41
<sup>6</sup> QD6A3.4/B3.8	7831-6034	6	4.15	SD	1 15/16	4 3/4	7.25
QD1A3.6/B4.0	7831-1036	1	4.35	SH	1 5/8	7/8	1.86
QD2A3.6/B4.0	7831-2036	2	4.35	SH	1 5/8	1 3/4	3.20
QD3A3.6/B4.0	7831-3036	3	4.35	SH	1 5/8	2 1/2	4.18
QD4A3.6/B4.0	7831-4036	4	4.35	SD	1 15/16	3 1/4	5.54
QD5A3.6/B4.0	7831-5036	5	4.35	SD	1 15/16	4	6.58
<sup>6</sup> QD6A3.6/B4.0	7831-6036	6	4.35	SD	1 15/16	4 3/4	6.94
QD1A3.8/B4.2	7831-1038	1	4.55	SH	1 5/8	7/8	2.13
QD2A3.8/B4.2	7831-2038	2	4.55	SH	1 5/8	1 3/4	3.57
QD3A3.8/B4.2	7831-3038	3	4.55	SH	1 5/8	2 1/2	4.76
QD4A3.8/B4.2	7831-4038	4	4.55	SD	1 15/16	3 1/4	6.33
QD5A3.8/B4.2	7831-5038	5	4.55	SD	1 15/16	4	7.53
QD6A3.8/B4.2	7831-6038	6	4.55	SD	1 15/16	4 3/4	8.71
QD1A4.0/B4.4	7831-1040	1	4.75	SH	1 5/8	7/8	2.42
QD2A4.0/B4.4	7831-2040	2	4.75	SH	1 5/8	1 3/4	3.88
QD3A4.0/B4.4	7831-3040	3	4.75	SH	1 5/8	2 1/2	5.01
QD4A4.0/B4.4	7831-4040	4	4.75	SD	1 15/16	3 1/4	6.74
QD5A4.0/B4.4	7831-5040	5	4.75	SD	1 15/16	4	6.62
QD6A4.0/B4.4	7831-6040	6	4.75	SD	1 15/16	4 3/4	9.13
QD1A4.2/B4.6	7831-1042	1	4.95	SDS	1 15/16	7/8	2.94
QD2A4.2/B4.6	7831-2042	2	4.95	SDS	1 15/16	1 3/4	4.00
QD3A4.2/B4.6	7831-3042	3	4.95	SD	1 15/16	2 1/2	5.89
QD4A4.2/B4.6	7831-4042	4	4.95	SD	1 15/16	3 1/4	7.13
QD5A4.2/B4.6	7831-5042	5	4.95	SD	1 15/16	4	8.30
QD6A4.2/B4.6	7831-6042	6	4.95	SD	1 15/16	4 3/4	9.51
QD1A4.4/B4.8	7831-1044	1	5.15	SDS	1 15/16	7/8	3.24
QD2A4.4/B4.8	7831-2044	2	5.15	SDS	1 15/16	1 3/4	4.31
QD3A4.4/B4.8	7831-3044	3	5.15	SD	1 15/16	2 1/2	6.32

<sup>6</sup> Standard/Non-Stock item. Check with Customer Service for availability.

HEAVY DUTY V-BELT METAL





## Multi-Duty® Sheaves - QD®

### Product No. Series 7831, 7832, & 7833 (continued)

#### Combination A or B Section (continued)

Part No.	Product No.	No. of Grooves	Outside Dia. (In.)	Bushing	Max. Bore (In.)	Face Width (In.)	Wt. Ea. (Lbs.)
QD4A4.4/B4.8	7831-4044	4	5.15	SD	1 15/16	3 1/4	7.61
QD5A4.4/B4.8	7831-5044	5	5.15	SD	1 15/16	4	8.92
<sup>6</sup> QD6A4.4/B4.8	7831-6044	6	5.15	SD	1 15/16	4 3/4	10.16
QD1A4.6/B5.0	7831-1046	1	5.35	SDS	1 15/16	7/8	3.62
QD2A4.6/B5.0	7831-2046	2	5.35	SDS	1 15/16	1 3/4	5.00
QD3A4.6/B5.0	7831-3046	3	5.35	SD	1 15/16	2 1/2	6.92
QD4A4.6/B5.0	7831-4046	4	5.35	SD	1 15/16	3 1/4	8.24
QD5A4.6/B5.0	7831-5046	5	5.35	SD	1 15/16	4	9.68
QD6A4.6/B5.0	7831-6046	6	5.35	SD	1 15/16	4 3/4	10.99
QD1A4.8/B5.2	7831-1048	1	5.55	SDS	1 15/16	7/8	4.00
QD2A4.8/B5.2	7831-2048	2	5.55	SDS	1 15/16	1 3/4	5.33
QD3A4.8/B5.2	7831-3048	3	5.55	SD	1 15/16	2 1/2	7.96
QD4A4.8/B5.2	7831-4048	4	5.55	SD	1 15/16	3 1/4	9.63
QD5A4.8/B5.2	7831-5048	5	5.55	SD	1 15/16	4	11.19
QD6A4.8/B5.2	7831-6048	6	5.55	SD	1 15/16	4 3/4	12.82
QD1A5.0/B5.4	7831-1050	1	5.75	SDS	1 15/16	7/8	4.47
QD2A5.0/B5.4	7831-2050	2	5.75	SDS	1 15/16	1 3/4	5.85
QD3A5.0/B5.4	7831-3050	3	5.75	SD	1 15/16	2 1/2	8.31
QD4A5.0/B5.4	7831-4050	4	5.75	SD	1 15/16	3 1/4	9.98
QD5A5.0/B5.4	7831-5050	5	5.75	SK	2 1/2	4	10.45
QD6A5.0/B5.4	7831-6050	6	5.75	SK	2 1/2	4 3/4	11.56
QD7A5.0/B5.4	7831-7050	7	5.750	SK	2 1/2	5 1/2	12.60
QD8B5.4	7832-8054	8	5.75	SK	2 1/2	6 1/4	13.30
QD10B5.4	7833-0054	10	5.75	SK	2 1/2	7 3/4	17.06
QD1A5.2/B5.6	7831-1052	1	5.95	SDS	1 15/16	7/8	4.59
QD2A5.2/B5.6	7831-2052	2	5.95	SDS	1 15/16	1 3/4	6.01
QD3A5.2/B5.6	7831-3052	3	5.95	SD	1 15/16	2 1/2	9.41
QD4A5.2/B5.6	7831-4052	4	5.95	SD	1 15/16	3 1/4	11.38
QD5A5.2/B5.6	7831-5052	5	5.95	SK	2 1/2	4	11.02
QD6A5.2/B5.6	7831-6052	6	5.95	SK	2 1/2	4 3/4	12.62
QD7A5.2/B5.6	7831-7052	7	5.95	SK	2 1/2	5 1/2	14.00
QD8B5.6	7832-8056	8	5.95	SK	2 1/2	6 1/4	16.82
<sup>6</sup> QD10B5.6	7833-0056	10	5.95	SK	2 1/2	7 3/4	18.87
QD1A5.4/B5.8	7831-1054	1	6.15	SDS	1 15/16	7/8	4.80
QD2A5.4/B5.8	7831-2054	2	6.15	SDS	1 15/16	1 3/4	6.57
QD3A5.4/B5.8	7831-3054	3	6.15	SD	1 15/16	2 1/2	9.65
QD4A5.4/B5.8	7831-4054	4	6.15	SD	1 15/16	3 1/4	11.36
QD5A5.4/B5.8	7831-5054	5	6.15	SK	2 1/2	4	12.45
QD6A5.4/B5.8	7831-6054	6	6.15	SK	2 1/2	4 3/4	14.16
QD7A5.4/B5.8	7831-7054	7	6.15	SK	2 1/2	5 1/2	15.10
QD8B5.8	7832-8058	8	6.15	SK	2 1/2	6 1/4	16.60
QD10B5.8	7833-0058	10	6.15	SK	2 1/2	7 3/4	19.80
QD1A5.6/B6.0	7831-1056	1	6.35	SDS	1 15/16	7/8	5.23
QD2A5.6/B6.0	7831-2056	2	6.35	SDS	1 15/16	1 3/4	7.12
QD3A5.6/B6.0	7831-3056	3	6.35	SD	1 15/16	2 1/2	10.78
QD4A5.6/B6.0	7831-4056	4	6.35	SD	1 15/16	3 1/4	12.80
QD5A5.6/B6.0	7831-5056	5	6.35	SK	2 1/2	4	12.78
QD6A5.6/B6.0	7831-6056	6	6.35	SK	2 1/2	4 3/4	15.12
QD7A5.6/B6.0	7831-7056	7	6.35	SF	2 15/16	5 1/2	15.20
QD8B6.0	7832-8060	8	6.35	SF	2 15/16	6 1/4	15.98
<sup>6</sup> QD10B6.0	7833-0060	10	6.35	SF	2 15/16	7 3/4	16.79
QD1A5.8/B6.2	7831-1058	1	6.55	SDS	1 15/16	7/8	5.70
QD2A5.8/B6.2	7831-2058	2	6.55	SDS	1 15/16	1 3/4	7.95
QD3A5.8/B6.2	7831-3058	3	6.55	SD	1 15/16	2 1/2	12.02
QD4A5.8/B6.2	7831-4058	4	6.55	SD	1 15/16	3 1/4	14.03
QD5A5.8/B6.2	7831-5058	5	6.55	SK	2 1/2	4	14.10
QD6A5.8/B6.2	7831-6058	6	6.55	SK	2 1/2	4 3/4	16.05
QD7A5.8/B6.2	7831-7058	7	6.55	SF	2 15/16	5 1/2	16.70
QD8B6.2	7832-8062	8	6.55	SF	2 15/16	6 1/4	18.40
QD10B6.2	7833-0062	10	6.55	SF	2 15/16	7 3/4	22.00
QD1A6.0/B6.4	7831-1060	1	6.75	SDS	1 15/16	7/8	5.94
QD2A6.0/B6.4	7831-2060	2	6.75	SDS	1 15/16	1 3/4	7.92

6 Standard/Non-Stock item. Check with Customer Service for availability.





## Multi-Duty® Sheaves - QD®

### Product No. Series 7831, 7832, & 7833 (continued)

#### Combination A or B Section (continued)

Part No.	Product No.	No. of Grooves	Outside Dia. (In.)	Bushing	Max. Bore (In.)	Face Width (In.)	Wt. Ea. (Lbs.)
QD3A6.0/B6.4	7831-3060	3	6.75	SD	1 15/16	2 1/2	11.73
QD4A6.0/B6.4	7831-4060	4	6.75	SD	1 15/16	3 1/4	13.65
QD5A6.0/B6.4	7831-5060	5	6.75	SK	2 1/2	4	16.76
QD6A6.0/B6.4	7831-6060	6	6.75	SK	2 1/2	4 3/4	15.70
QD7A6.0/B6.4	7831-7060	7	6.75	SF	2 15/16	5 1/2	17.20
QD8B6.4	7832-8064	8	6.75	SF	2 15/16	6 1/4	19.66
<sup>6</sup> QD10B6.4	7833-0064	10	6.75	SF	2 15/16	7 3/4	25.16
QD1A6.2/B6.6	7831-1062	1	6.95	SDS	1 15/16	7/8	6.44
QD2A6.2/B6.6	7831-2062	2	6.95	SDS	1 15/16	1 3/4	9.00
QD3A6.2/B6.6	7831-3062	3	6.95	SD	1 15/16	2 1/2	13.50
QD4A6.2/B6.6	7831-4062	4	6.95	SD	1 15/16	3 1/4	15.28
QD5A6.2/B6.6	7831-5062	5	6.95	SK	2 1/2	4	16.04
QD6A6.2/B6.6	7831-6062	6	6.95	SK	2 1/2	4 3/4	20.88
QD7A6.2/B6.6	7831-7062	7	6.95	SF	2 15/16	5 1/2	18.30
QD8B6.6	7832-8066	8	6.95	SF	2 15/16	6 1/4	20.00
QD10B6.6	7833-0066	10	6.95	SF	2 15/16	7 3/4	24.00
QD1A6.4/B6.8	7831-1064	1	7.15	SDS	1 15/16	7/8	7.00
QD2A6.4/B6.8	7831-2064	2	7.15	SDS	1 15/16	1 3/4	9.71
QD3A6.4/B6.8	7831-3064	3	7.15	SD	1 15/16	2 1/2	14.33
QD4A6.4/B6.8	7831-4064	4	7.15	SD	1 15/16	3 1/4	16.95
QD5A6.4/B6.8	7831-5064	5	7.15	SK	2 1/2	4	18.18
QD6A6.4/B6.8	7831-6064	6	7.15	SK	2 1/2	4 3/4	23.28
QD7A6.4/B6.8	7831-7064	7	7.15	SF	2 15/16	5 1/2	19.50
QD8B6.8	7832-8068	8	7.15	SF	2 15/16	6 1/4	24.33
<sup>6</sup> QD10B6.8	7833-0068	10	7.15	SF	2 15/16	7 3/4	24.40
QD1A6.6/B7.0	7831-1066	1	7.35	SDS	1 15/16	7/8	7.00
QD2A6.6/B7.0	7831-2066	2	7.35	SK	2 1/2	1 3/4	11.21
QD3A6.6/B7.0	7831-3066	3	7.35	SK	2 1/2	2 1/2	13.02
QD4A6.6/B7.0	7831-4066	4	7.35	SK	2 1/2	3 1/4	16.33
QD5A6.6/B7.0	7831-5066	5	7.35	SF	2 15/16	4	16.84
QD6A6.6/B7.0	7831-6066	6	7.35	SF	2 15/16	4 3/4	18.75
QD7A6.6/B7.0	7831-7066	7	7.35	SF	2 15/16	5 1/2	21.00
QD8B7.0	7832-8070	8	7.35	SF	2 15/16	6 1/4	23.00
QD10B7.0	7833-0070	10	7.35	SF	2 15/16	7 3/4	27.00
QD1A7.0/B7.4	7831-1070	1	7.75	SDS	1 15/16	1	8.29
QD2A7.0/B7.4	7831-2070	2	7.75	SK	2 1/2	1 3/4	13.12
QD3A7.0/B7.4	7831-3070	3	7.75	SK	2 1/2	2 1/2	15.17
QD4A7.0/B7.4	7831-4070	4	7.75	SK	2 1/2	3 1/4	18.21
QD5A7.0/B7.4	7831-5070	5	7.75	SF	2 15/16	4	21.39
QD6A7.0/B7.4	7831-6070	6	7.75	SF	2 15/16	4 3/4	20.89
QD7A7.0/B7.4	7831-7070	7	7.75	SF	2 15/16	5 1/2	23.00
QD8B7.4	7832-8074	8	7.75	SF	2 15/16	6 1/4	34.14
<sup>6</sup> QD10B7.4	7833-0074	10	7.75	SF	2 15/16	7 3/4	30.00
QD1A7.6/B8.0	7831-1076	1	8.35	SDS	1 15/16	1	9.77
QD2A7.6/B8.0	7831-2076	2	8.35	SK	2 1/2	1 3/4	12.53
QD3A7.6/B8.0	7831-3076	3	8.35	SK	2 1/2	2 1/2	17.46
QD4A7.6/B8.0	7831-4076	4	8.35	SK	2 1/2	3 1/4	20.83
QD5A7.6/B8.0	7831-5076	5	8.35	SF	2 15/16	4	22.14
QD6A7.6/B8.0	7831-6076	6	8.35	SF	2 15/16	4 3/4	23.94
QD1A8.2/B8.6	7831-1082	1	8.95	SDS	1 15/16	1	10.83
QD2A8.2/B8.6	7831-2082	2	8.95	SK	2 1/2	1 3/4	15.65
QD3A8.2/B8.6	7831-3082	3	8.95	SK	2 1/2	2 1/2	22.12
QD4A8.2/B8.6	7831-4082	4	8.95	SK	2 1/2	3 1/4	25.65
QD5A8.2/B8.6	7831-5082	5	8.95	SF	2 15/16	4	24.95
QD6A8.2/B8.6	7831-6082	6	8.95	SF	2 15/16	4 3/4	27.46
QD7A8.2/B8.6	7831-7082	7	8.95	E	3 1/2	5 1/2	31.00
QD8B8.6	7832-8086	8	8.95	E	3 1/2	6 1/4	33.57
<sup>6</sup> QD10B8.6	7833-0086	10	8.95	E	3 1/2	7 3/4	55.52
QD1A9.0/B9.4	7831-1090	1	9.75	SDS	1 15/16	1	12.80
QD2A9.0/B9.4	7831-2090	2	9.75	SK	2 1/2	1 3/4	16.35
QD3A9.0/B9.4	7831-3090	3	9.75	SK	2 1/2	2 1/2	19.58
QD4A9.0/B9.4	7831-4090	4	9.75	SK	2 1/2	3 1/4	24.66

HEAVY DUTY V-BELT METAL

<sup>6</sup> Standard/Non-Stock item. Check with Customer Service for availability.





## Multi-Duty® Sheaves - QD®

### Product No. Series 7831, 7832, & 7833 (continued)

#### Combination A or B Section (continued)

Part No.	Product No.	No. of Grooves	Outside Dia. (In.)	Bushing	Max. Bore (In.)	Face Width (In.)	Wt. Ea. (Lbs.)
QD5A9.0/B9.4	7831-5090	5	9.75	SF	2 15/16	4	29.53
QD6A9.0/B9.4	7831-6090	6	9.75	SF	2 15/16	4 3/4	34.13
QD7A9.0/B9.4	7831-7090	7	9.75	E	3 1/2	5 1/2	33.00
QD8B9.4	7832-8094	8	9.75	E	3 1/2	6 1/4	51.00
<sup>6</sup> QD10B9.4	7833-0094	10	9.75	E	3 1/2	7 3/4	60.70
QD1A10.6/B11.0	7831-1106	1	11.35	SDS	1 15/16	1	12.76
QD2A10.6/B11.0	7831-2106	2	11.35	SK	2 1/2	1 3/4	19.79
QD3A10.6/B11.0	7831-3106	3	11.35	SK	2 1/2	2 1/2	19.80
QD4A10.6/B11.0	7831-4106	4	11.35	SK	2 1/2	3 1/4	24.75
QD5A10.6/B11.0	7831-5106	5	11.35	SF	2 15/16	4	34.15
QD6A10.6/B11.0	7831-6106	6	11.35	SF	2 15/16	4 3/4	36.00
QD7A10.6/B11.0	7831-7106	7	11.35	E	3 1/2	5 1/2	42.00
<sup>6</sup> QD8B11.0	7832-8110	8	11.35	E	3 1/2	6 1/4	60.30
<sup>6</sup> QD10B11.0	7833-0110	10	11.35	E	3 1/2	7 3/4	69.48
QD1A12.0/B12.4	7831-1120	1	12.75	SDS	1 15/16	1	13.79
QD2A12.0/B12.4	7831-2120	2	12.75	SK	2 1/2	1 3/4	19.52
QD3A12.0/B12.4	7831-3120	3	12.75	SK	2 1/2	2 1/2	23.34
QD4A12.0/B12.4	7831-4120	4	12.75	SK	2 1/2	3 1/4	28.48
QD5A12.0/B12.4	7831-5120	5	12.75	SF	2 15/16	4	36.32
QD6A12.0/B12.4	7831-6120	6	12.75	SF	2 15/16	4 3/4	43.74
QD7A12.0/B12.4	7831-7120	7	12.75	E	3 1/2	5 1/2	48.00
QD8B12.4	7832-8124	8	12.75	E	3 1/2	6 1/4	54.38
<sup>6</sup> QD10B12.4	7833-0124	10	12.75	F	3 15/16	7 3/4	113.20
QD1A13.2/B13.6	7831-1132	1	13.95	SDS	1 15/16	1	17.15
QD2A13.2/B13.6	7831-2132	2	13.95	SK	2 1/2	1 3/4	25.56
QD3A13.2/B13.6	7831-3132	3	13.95	SK	2 1/2	2 1/2	29.31
QD4A13.2/B13.6	7831-4132	4	13.95	SK	2 1/2	3 1/4	34.47
QD5A13.2/B13.6	7831-5132	5	13.95	SF	2 15/16	4	47.92
QD6A13.2/B13.6	7831-6132	6	13.95	SF	2 15/16	4 3/4	52.46
QD7A13.2/B13.6	7831-7132	7	13.95	E	3 1/2	5 1/2	49.00
QD8B13.6	7832-8136	8	13.95	E	3 1/2	6 1/4	53.00
QD10B13.6	7833-0136	10	13.95	F	3 15/16	7 3/4	73.00
QD1A15.0/B15.4	7831-1150	1	15.75	SK	2 1/2	1	20.93
QD2A15.0/B15.4	7831-2150	2	15.75	SK	2 1/2	1 3/4	25.32
QD3A15.0/B15.4	7831-3150	3	15.75	SK	2 1/2	2 1/2	41.50
QD4A15.0/B15.4	7831-4150	4	15.75	SF	2 15/16	3 1/4	45.74
QD5A15.0/B15.4	7831-5150	5	15.75	SF	2 15/16	4	49.00
QD6A15.0/B15.4	7831-6150	6	15.75	SF	2 15/16	4 3/4	66.41
QD7A15.0/B15.4	7831-7150	7	15.75	E	3 1/2	5 1/2	62.00
<sup>6</sup> QD8B15.4	7832-8154	8	15.75	E	3 1/2	6 1/4	82.26
<sup>6</sup> QD10B15.4	7833-0154	10	15.75	F	3 15/16	7 3/4	98.50
QD1A15.6/B16.0	7831-1156	1	16.35	SK	2 1/2	1	24.87
QD2A15.6/B16.0	7831-2156	2	16.35	SK	2 1/2	1 3/4	32.83
QD3A15.6/B16.0	7831-3156	3	16.35	SK	2 1/2	2 1/2	50.72
QD4A15.6/B16.0	7831-4156	4	16.35	SF	2 15/16	3 1/4	56.03
QD5A15.6/B16.0	7831-5156	5	16.35	SF	2 15/16	4	75.00
QD6A15.6/B16.0	7831-6156	6	16.35	SF	2 15/16	4 3/4	81.85
QD7A15.6/B16.0	7831-7156	7	16.35	E	3 1/2	5 1/2	69.00
QD8B16.0	7832-8160	8	16.35	E	3 1/2	6 1/4	73.00
QD10B16.0	7833-0160	10	16.35	F	3 15/16	7 3/4	95.00
QD1A18.0/B18.4	7831-1180	1	18.75	SK	2 1/2	1	50.18
QD2A18.0/B18.4	7831-2180	2	18.75	SK	2 1/2	1 3/4	39.80
QD3A18.0/B18.4	7831-3180	3	18.75	SK	2 1/2	2 1/2	45.85
QD4A18.0/B18.4	7831-4180	4	18.75	SF	2 15/16	3 1/4	63.31
QD5A18.0/B18.4	7831-5180	5	18.75	SF	2 15/16	4	70.36
QD6A18.0/B18.4	7831-6180	6	18.75	SF	2 15/16	4 3/4	73.00
QD7A18.0/B18.4	7831-7180	7	18.75	F	3 15/16	5 1/2	80.00
<sup>6</sup> QD8B18.4	7832-8184	8	18.75	F	3 15/16	6 1/4	87.70
<sup>6</sup> QD10B18.4	7833-0184	10	18.75	F	3 15/16	7 3/4	116.00
QD1A19.6/B20.0	7832-1200	1	20.35	SK	2 1/2	1	30.31
QD2A19.6/B20.0	7832-2200	2	20.35	SF	2 15/16	1 3/4	41.34
QD3A19.6/B20.0	7832-3200	3	20.35	SF	2 15/16	2 1/2	43.20

<sup>6</sup> Standard/Non-Stock item. Check with Customer Service for availability.





## Multi-Duty® Sheaves - QD®

### Product No. Series 7831, 7832, & 7833 (continued)

#### Combination A or B Section (continued)

Part No.	Product No.	No. of Grooves	Outside Dia. (In.)	Bushing	Max. Bore (In.)	Face Width (In.)	Wt. Ea. (Lbs.)
QD4A19.6/B20.0	7832-4200	4	20.35	SF	2 15/16	3 3/4	58.00
QD5A19.6/B20.0	7832-5200	5	20.35	E	3 1/2	4	74.00
QD6A19.6/B20.0	7832-6200	6	20.35	E	3 1/2	4 3/4	82.00
QD7A19.6/B20.0	7832-7200	7	20.35	F	3 15/16	5 1/2	95.00
QD8B20.0	7832-8200	8	20.35	F	3 15/16	6 1/4	87.00
<sup>6</sup> QD10B20.0	7833-0200	10	20.35	F	3 15/16	7 3/4	110.00
QD1A24.6/B25.0	7832-1250	1	25.35	SF	2 15/16	1	40.00
QD2A24.6/B25.0	7832-2250	2	25.35	SF	2 15/16	1 3/4	58.00
QD3A24.6/B25.0	7832-3250	3	25.35	SF	2 15/16	2 1/2	73.00
QD4A24.6/B25.0	7832-4250	4	25.35	E	3 1/2	3 1/4	77.00
QD5A24.6/B25.0	7832-5250	5	25.35	E	3 1/2	4	97.33
QD6A24.6/B25.0	7832-6250	6	25.35	E	3 1/2	4 3/4	116.00
QD7A24.6/B25.0	7832-7250	7	25.35	F	3 15/16	5 1/2	123.00
QD8B25.0	7832-8250	8	25.35	F	3 15/16	6 1/4	118.00
QD1A29.6/B30.0	7832-1300	1	30.35	SF	2 15/16	1	52.00
QD2A29.6/B30.0	7832-2300	2	30.35	SF	2 15/16	1 3/4	72.00
QD3A29.6/B30.0	7832-3300	3	30.35	SF	2 15/16	2 1/2	83.00
QD4A29.6/B30.0	7832-4300	4	30.35	E	3 1/2	3 1/4	110.00
QD5A29.6/B30.0	7832-5300	5	30.35	E	3 1/2	4	105.00
QD6A29.6/B30.0	7832-6300	6	30.35	E	3 1/2	4 3/4	132.00
QD7A29.6/B30.0	7832-7300	7	30.35	F	3 15/16	5 1/2	160.00
<sup>6</sup> QD8B30.0	7832-8300	8	30.35	F	3 15/16	6 1/4	149.00
<sup>6</sup> QD10B30.0	7833-0300	10	30.35	F	3 15/16	7 3/4	165.00
QD2A37.6/B38.0	7832-2380	2	38.35	SF	2 15/16	1 3/4	165.00
QD3A37.6/B38.0	7832-3380	3	38.35	E	3 1/2	2 1/2	103.00
QD4A37.6/B38.0	7832-4380	4	38.35	E	3 1/2	3 1/4	120.00
QD5A37.6/B38.0	7832-5380	5	38.35	E	3 1/2	4	145.00
QD6A37.6/B38.0	7832-6380	6	38.35	E	3 1/2	4 3/4	175.00
QD7A37.6/B38.0	7832-7380	7	38.35	F	3 15/16	5 1/2	233.00
<sup>6</sup> QD8B38.0	7832-8380	8	38.35	F	3 15/16	6 1/4	205.00
<sup>6</sup> QD10B38.0	7833-0380	10	38.35	J	4 1/2	7 3/4	230.00

HEAVY DUTY V-BELT METAL

### Product No. Series 7834 & 7835

#### C Section

Part No.	Product No.	No. of Grooves	Outside Dia. (In.)	Bushing	Max. Bore (In.)	Face Width (In.)	Wt. Ea. (Lbs.)
QD3C5.0	7834-3050	3	5.40	SD	1 15/16	3 3/8	8.55
QD4C5.0	7834-4050	4	5.40	SD	1 15/16	4 3/8	10.42
QD2C5.6	7834-2056	2	6.00	SD	1 15/16	2 3/8	8.50
QD3C5.6	7834-3056	3	6.00	SD	1 15/16	3 3/8	11.50
QD4C5.6	7834-4056	4	6.00	SD	1 15/16	4 3/8	13.30
QD3C6.0	7834-3060	3	6.40	SF	2 15/16	3 3/8	11.50
QD4C6.0	7834-4060	4	6.40	SF	2 15/16	4 3/8	13.90
QD5C6.0	7834-5060	5	6.40	SF	2 15/16	5 3/8	16.30
QD6C6.0	7834-6060	6	6.40	SF	2 15/16	6 3/8	18.60
QD1C7.0	7834-1070	1	7.40	SF	2 15/16	1 3/8	9.50
QD2C7.0	7834-2070	2	7.40	SF	2 15/16	2 3/8	12.40
QD3C7.0	7834-3070	3	7.40	SF	2 15/16	3 3/8	14.97
QD4C7.0	7834-4070	4	7.40	SF	2 15/16	4 3/8	17.84
QD5C7.0	7834-5070	5	7.40	SF	2 15/16	5 3/8	22.67
QD6C7.0	7834-6070	6	7.40	SF	2 15/16	6 3/8	24.10
QD7C7.0	7834-7070	7	7.40	SF	2 15/16	7 3/8	26.00
<sup>6</sup> QD8C7.0	7834-8070	8	7.40	SF	2 15/16	8 3/8	29.81
QD1C7.5	7834-1075	1	7.90	SF	2 15/16	1 3/8	11.38
QD2C7.5	7834-2075	2	7.90	SF	2 15/16	2 3/8	14.86
QD3C7.5	7834-3075	3	7.90	SF	2 15/16	3 3/8	17.28
QD4C7.5	7834-4075	4	7.90	SF	2 15/16	4 3/8	21.09
QD5C7.5	7834-5075	5	7.90	SF	2 15/16	5 3/8	29.94

<sup>6</sup> Standard/Non-Stock item. Check with Customer Service for availability.





# Multi-Duty® Sheaves - QD®

## Product No. Series 7834 & 7835 (continued)

### C Section (continued)

Part No.	Product No.	No. of Grooves	Outside Dia. (In.)	Bushing	Max. Bore (In.)	Face Width (In.)	Wt. Ea. (Lbs.)
QD6C7.5	7834-6075	6	7.90	SF	2 15/16	6 3/8	33.61
QD1C8.0	7834-1080	1	8.40	SF	2 15/16	1 3/8	13.23
QD2C8.0	7834-2080	2	8.40	SF	2 15/16	2 3/8	16.62
QD3C8.0	7834-3080	3	8.40	E	3 1/2	3 3/8	20.35
QD4C8.0	7834-4080	4	8.40	E	3 1/2	4 3/8	24.12
QD5C8.0	7834-5080	5	8.40	E	3 1/2	5 3/8	27.26
QD6C8.0	7834-6080	6	8.40	E	3 1/2	6 3/8	32.32
QD7C8.0	7834-7080	7	8.40	E	3 1/2	7 3/8	35.00
QD8C8.0	7834-8080	8	8.40	E	3 1/2	8 3/8	37.52
QD9C8.0	7834-9080	9	8.40	E	3 1/2	9 3/8	42.00
QD10C8.0	7835-0080	10	8.40	E	3 1/2	10 3/8	44.70
QD1C8.5	7834-1085	1	8.90	SF	2 15/16	1 3/8	15.38
QD2C8.5	7834-2085	2	8.90	SF	2 15/16	2 3/8	18.97
QD3C8.5	7834-3085	3	8.90	E	3 1/2	3 3/8	23.41
QD4C8.5	7834-4085	4	8.90	E	3 1/2	4 3/8	26.77
QD5C8.5	7834-5085	5	8.90	E	3 1/2	5 3/8	37.00
QD6C8.5	7834-6085	6	8.90	E	3 1/2	6 3/8	42.47
QD7C8.5	7834-7085	7	8.90	E	3 1/2	7 3/8	40.00
<sup>6</sup> QD8C8.5	7834-8085	8	8.90	E	3 1/2	8 3/8	46.38
QD9C8.5	7834-9085	9	8.90	E	3 1/2	9 3/8	47.00
<sup>6</sup> QD10C8.5	7835-0085	10	8.90	E	3 1/2	10 3/8	50.58
QD1C9.0	7834-1090	1	9.40	SF	2 15/16	1 3/8	17.77
QD2C9.0	7834-2090	2	9.40	SF	2 15/16	2 3/8	22.20
QD3C9.0	7834-3090	3	9.40	E	3 1/2	3 3/8	26.55
QD4C9.0	7834-4090	4	9.40	E	3 1/2	4 3/8	30.63
QD5C9.0	7834-5090	5	9.40	E	3 1/2	5 3/8	35.00
QD6C9.0	7834-6090	6	9.40	F	3 15/16	6 3/8	42.31
QD7C9.0	7834-7090	7	9.40	F	3 15/16	7 3/8	48.00
QD8C9.0	7834-8090	8	9.40	F	3 15/16	8 3/8	50.07
QD9C9.0	7834-9090	9	9.40	J	4 1/2	9 3/8	51.00
<sup>6</sup> QD10C9.0	7835-0090	10	9.40	J	4 1/2	10 3/8	101.00
<sup>6</sup> QD12C9.0	7835-2090	12	9.40	J	4 1/2	12 3/8	75.00
<sup>6</sup> QD1C9.5	7834-1095	1	9.90	SF	2 15/16	1 3/8	19.84
QD2C9.5	7834-2095	2	9.90	SF	2 15/16	2 3/8	23.99
QD3C9.5	7834-3095	3	9.90	E	3 1/2	3 3/8	30.05
QD4C9.5	7834-4095	4	9.90	E	3 1/2	4 3/8	34.30
QD5C9.5	7834-5095	5	9.90	E	3 1/2	5 3/8	44.18
QD6C9.5	7834-6095	6	9.90	F	3 15/16	6 3/8	53.68
QD7C9.5	7834-7095	7	9.90	F	3 15/16	7 3/8	55.00
QD8C9.5	7834-8095	8	9.90	F	3 15/16	8 3/8	56.13
QD9C9.5	7834-9095	9	9.90	J	4 1/2	9 3/8	66.00
<sup>6</sup> QD10C9.5	7835-0095	10	9.90	J	4 1/2	10 3/8	101.00
<sup>6</sup> QD12C9.5	7835-2095	12	9.90	J	4 1/2	12 3/8	86.00
QD1C10.0	7834-1100	1	10.40	SF	2 15/16	1 3/8	17.58
QD2C10.0	7834-2100	2	10.40	SF	2 15/16	2 3/8	21.70
QD3C10.0	7834-3100	3	10.40	E	3 1/2	3 3/8	33.70
QD4C10.0	7834-4100	4	10.40	E	3 1/2	4 3/8	38.09
QD5C10.0	7834-5100	5	10.40	E	3 1/2	5 3/8	42.67
QD6C10.0	7834-6100	6	10.40	F	3 15/16	6 3/8	54.19
QD7C10.0	7834-7100	7	10.40	F	3 15/16	7 3/8	60.00
QD8C10.0	7834-8100	8	10.40	F	3 15/16	8 3/8	72.71
QD9C10.0	7834-9100	9	10.40	J	4 1/2	9 3/8	72.00
<sup>6</sup> QD10C10.0	7835-0100	10	10.40	J	4 1/2	10 3/8	70.62
<sup>6</sup> QD12C10.0	7835-2100	12	10.40	J	4 1/2	12 3/8	86.00
<sup>6</sup> QD1C10.5	7834-1105	1	10.90	SF	2 15/16	1 3/8	18.45
QD2C10.5	7834-2105	2	10.90	SF	2 15/16	2 3/8	23.20
QD3C10.5	7834-3105	3	10.90	E	3 1/2	3 3/8	37.99
QD4C10.5	7834-4105	4	10.90	E	3 1/2	4 3/8	42.98
QD5C10.5	7834-5105	5	10.90	E	3 1/2	5 3/8	42.00
QD6C10.5	7834-6105	6	10.90	F	3 15/16	6 3/8	66.75
QD7C10.5	7834-7105	7	10.90	F	3 15/16	7 3/8	66.00
QD8C10.5	7834-8105	8	10.90	F	3 15/16	8 3/8	90.00

6 Standard/Non-Stock item. Check with Customer Service for availability.



HEAVY DUTY V-BELT METAL





## Multi-Duty® Sheaves - QD®

### Product No. Series 7834 & 7835 (continued)

#### C Section (continued)

Part No.	Product No.	No. of Grooves	Outside Dia. (In.)	Bushing	Max. Bore (In.)	Face Width (In.)	Wt. Ea. (Lbs.)
QD9C10.5	7834-9105	9	10.90	J	4 1/2	9 3/8	80.00
<sup>6</sup> QD10C10.5	7835-0105	10	10.90	J	4 1/2	10 3/8	101.00
<sup>6</sup> QD12C10.5	7835-2105	12	10.90	J	4 1/2	12 3/8	96.00
<sup>6</sup> QD1C11.0	7834-1110	1	11.40	SF	2 15/16	1 3/8	22.22
QD2C11.0	7834-2110	2	11.40	SF	2 15/16	2 3/8	24.57
QD3C11.0	7834-3110	3	11.40	E	3 1/2	3 3/8	31.37
QD4C11.0	7834-4110	4	11.40	E	3 1/2	4 3/8	46.44
QD5C11.0	7834-5110	5	11.40	E	3 1/2	5 3/8	51.83
QD6C11.0	7834-6110	6	11.40	F	3 15/16	6 3/8	65.65
QD7C11.0	7834-7110	7	11.40	F	3 15/16	7 3/8	73.00
QD8C11.0	7834-8110	8	11.40	F	3 15/16	8 3/8	75.99
QD9C11.0	7834-9110	9	11.40	J	4 1/2	9 3/8	88.00
QD10C11.0	7835-0110	10	11.40	J	4 1/2	10 3/8	86.00
<sup>6</sup> QD12C11.0	7835-2110	12	11.40	J	4 1/2	12 3/8	104.00
<sup>6</sup> QD1C12.0	7834-1120	1	12.40	SF	2 15/16	1 3/8	22.01
QD2C12.0	7834-2120	2	12.40	SF	2 15/16	2 3/8	27.01
QD3C12.0	7834-3120	3	12.40	E	3 1/2	3 3/8	41.06
QD4C12.0	7834-4120	4	12.40	E	3 1/2	4 3/8	48.45
QD5C12.0	7834-5120	5	12.40	E	3 1/2	5 3/8	75.78
QD6C12.0	7834-6120	6	12.40	F	3 15/16	6 3/8	95.70
QD7C12.0	7834-7120	7	12.40	F	3 15/16	7 3/8	70.00
QD8C12.0	7834-8120	8	12.40	F	3 15/16	8 3/8	34.52
QD9C12.0	7834-9120	9	12.40	J	4 1/2	9 3/8	102.00
QD10C12.0	7835-0120	10	12.40	J	4 1/2	10 3/8	151.00
<sup>6</sup> QD12C12.0	7835-2120	12	12.40	J	4 1/2	12 3/8	126.00
<sup>6</sup> QD1C13.0	7834-1130	1	13.40	SF	2 15/16	1 3/8	24.56
QD2C13.0	7834-2130	2	13.40	SF	2 15/16	2 3/8	30.39
QD3C13.0	7834-3130	3	13.40	E	3 1/2	3 3/8	41.45
QD4C13.0	7834-4130	4	13.40	E	3 1/2	4 3/8	50.55
QD5C13.0	7834-5130	5	13.40	E	3 1/2	5 3/8	60.62
QD6C13.0	7834-6130	6	13.40	F	3 15/16	6 3/8	72.50
QD7C13.0	7834-7130	7	13.40	F	3 15/16	7 3/8	78.00
QD8C13.0	7834-8130	8	13.40	F	3 15/16	8 3/8	108.00
QD9C13.0	7834-9130	9	13.40	J	4 1/2	9 3/8	99.00
QD10C13.0	7835-0130	10	13.40	J	4 1/2	10 3/8	120.00
<sup>6</sup> QD12C13.0	7835-2130	12	13.40	J	4 1/2	12 3/8	134.00
<sup>6</sup> QD1C14.0	7834-1140	1	14.40	SF	2 15/16	1 3/8	27.38
QD2C14.0	7834-2140	2	14.40	SF	2 15/16	2 3/8	33.66
QD3C14.0	7834-3140	3	14.40	E	3 1/2	3 3/8	50.07
QD4C14.0	7834-4140	4	14.40	E	3 1/2	4 3/8	54.45
QD5C14.0	7834-5140	5	14.40	E	3 1/2	5 3/8	68.00
QD6C14.0	7834-6140	6	14.40	F	3 15/16	6 3/8	84.00
QD7C14.0	7834-7140	7	14.40	F	3 15/16	7 3/8	84.00
QD8C14.0	7834-8140	8	14.40	F	3 15/16	8 3/8	144.50
QD9C14.0	7834-9140	9	14.40	J	4 1/2	9 3/8	108.00
<sup>6</sup> QD10C14.0	7835-0140	10	14.40	J	4 1/2	10 3/8	181.00
<sup>6</sup> QD12C14.0	7835-2140	12	14.40	J	4 1/2	12 3/8	153.00
<sup>6</sup> QD1C16.0	7834-1160	1	16.40	SF	2 15/16	1 3/8	33.76
QD2C16.0	7834-2160	2	16.40	SF	2 15/16	2 3/8	41.28
QD3C16.0	7834-3160	3	16.40	E	3 1/2	3 3/8	52.88
QD4C16.0	7834-4160	4	16.40	E	3 1/2	4 3/8	62.88
QD5C16.0	7834-5160	5	16.40	E	3 1/2	5 3/8	79.00
QD6C16.0	7834-6160	6	16.40	F	3 15/16	6 3/8	92.00
QD7C16.0	7834-7160	7	16.40	F	3 15/16	7 3/8	100.00
QD8C16.0	7834-8160	8	16.40	F	3 15/16	8 3/8	125.30
QD9C16.0	7834-9160	9	16.40	J	4 1/2	9 3/8	129.00
QD10C16.0	7835-0160	10	16.40	J	4 1/2	10 3/8	237.00
<sup>6</sup> QD12C16.0	7835-2160	12	16.40	J	4 1/2	12 3/8	175.00
<sup>6</sup> QD1C18.0	7834-1180	1	18.40	SF	2 15/16	1 3/8	44.50
QD2C18.0	7834-2180	2	18.40	SF	2 15/16	2 3/8	56.16
QD3C18.0	7834-3180	3	18.40	E	3 1/2	3 3/8	65.99
QD4C18.0	7834-4180	4	18.40	E	3 1/2	4 3/8	85.01

HEAVY DUTY V-BELT METAL

<sup>6</sup> Standard/Non-Stock item. Check with Customer Service for availability.





# Multi-Duty® Sheaves - QD®

## Product No. Series 7834 & 7835 (continued)

### C Section (continued)

Part No.	Product No.	No. of Grooves	Outside Dia. (In.)	Bushing	Max. Bore (In.)	Face Width (In.)	Wt. Ea. (Lbs.)
QD5C18.0	7834-5180	5	18.40	E	3 1/2	5 3/8	96.28
QD6C18.0	7834-6180	6	18.40	F	3 15/16	6 3/8	126.00
QD7C18.0	7834-7180	7	18.40	F	3 15/16	7 3/8	117.00
<sup>6</sup> QD8C18.0	7834-8180	8	18.40	F	3 15/16	8 3/8	133.00
QD9C18.0	7834-9180	9	18.40	J	4 1/2	9 3/8	143.00
<sup>6</sup> QD10C18.0	7835-0180	10	18.40	J	4 1/2	10 3/8	249.00
<sup>6</sup> QD12C18.0	7835-2180	12	18.40	J	4 1/2	12 3/8	198.00
<sup>6</sup> QD1C20.0	7834-1200	1	20.40	SF	2 15/16	1 3/8	31.69
QD2C20.0	7834-2200	2	20.40	SF	2 15/16	2 3/8	54.10
QD3C20.0	7834-3200	3	20.40	E	3 1/2	3 3/8	69.00
QD4C20.0	7834-4200	4	20.40	E	3 1/2	4 3/8	86.00
QD5C20.0	7834-5200	5	20.40	F	3 15/16	5 3/8	114.00
QD6C20.0	7834-6200	6	20.40	F	3 15/16	6 3/8	102.00
QD7C20.0	7834-7200	7	20.40	J	4 1/2	7 3/8	131.00
QD8C20.0	7834-8200	8	20.40	J	4 1/2	8 3/8	146.00
QD9C20.0	7834-9200	9	20.40	J	4 1/2	9 3/8	156.00
<sup>6</sup> QD10C20.0	7835-0200	10	20.40	J	4 1/2	10 3/8	277.00
<sup>6</sup> QD12C20.0	7835-2200	12	20.40	M	5 1/2	12 3/8	237.00
<sup>6</sup> QD1C24.0	7834-1240	1	24.40	SF	2 15/16	1 3/8	31.80
<sup>6</sup> QD2C24.0	7834-2240	2	24.40	SF	2 15/16	2 3/8	61.00
QD3C24.0	7834-3240	3	24.40	E	3 1/2	3 3/8	78.00
QD4C24.0	7834-4240	4	24.40	F	3 15/16	4 3/8	108.00
QD5C24.0	7834-5240	5	24.40	F	3 15/16	5 3/8	109.00
QD6C24.0	7834-6240	6	24.40	F	3 15/16	6 3/8	150.00
QD7C24.0	7834-7240	7	24.40	J	4 1/2	7 3/8	167.00
<sup>6</sup> QD8C24.0	7834-8240	8	24.40	J	4 1/2	8 3/8	188.00
QD9C24.0	7834-9240	9	24.40	J	4 1/2	9 3/8	192.00
<sup>6</sup> QD10C24.0	7835-0240	10	24.40	M	5 1/2	10 3/8	336.00
<sup>6</sup> QD12C24.0	7835-2240	12	24.40	M	5 1/2	12 3/8	277.00
QD2C27.0	7834-2270	2	27.40	F	3 15/16	2 3/8	88.00
QD3C27.0	7834-3270	3	27.40	F	3 15/16	3 3/8	101.00
QD4C27.0	7834-4270	4	27.40	F	3 15/16	4 3/8	116.00
QD5C27.0	7834-5270	5	27.40	F	3 15/16	5 3/8	133.00
QD6C27.0	7834-6270	6	27.40	J	4 1/2	6 3/8	162.00
QD7C27.0	7834-7270	7	27.40	J	4 1/2	7 3/8	209.00
<sup>6</sup> QD8C27.0	7834-8270	8	27.40	J	4 1/2	8 3/8	230.00
QD9C27.0	7834-9270	9	27.40	J	4 1/2	9 3/8	227.00
<sup>6</sup> QD2C30.0	7834-2300	2	30.40	F	3 15/16	2 3/8	79.00
QD3C30.0	7834-3300	3	30.40	F	3 15/16	3 3/8	129.00
QD4C30.0	7834-4300	4	30.40	F	3 15/16	4 3/8	165.00
QD5C30.0	7834-5300	5	30.40	F	3 15/16	5 3/8	160.00
QD6C30.0	7834-6300	6	30.40	J	4 1/2	6 3/8	180.00
QD7C30.0	7834-7300	7	30.40	J	4 1/2	7 3/8	221.00
<sup>6</sup> QD8C30.0	7834-8300	8	30.40	J	4 1/2	8 3/8	230.00
QD9C30.0	7834-9300	9	30.40	M	5 1/2	9 3/8	317.00
<sup>6</sup> QD10C30.0	7835-0300	10	30.40	M	5 1/2	10 3/8	305.00
<sup>6</sup> QD12C30.0	7835-2300	12	30.40	M	5 1/2	12 3/8	357.00
QD3C36.0	7834-3360	3	36.40	F	3 15/16	3 3/8	143.00
QD4C36.0	7834-4360	4	36.40	F	3 15/16	4 3/8	170.00
QD5C36.0	7834-5360	5	36.40	J	4 1/2	5 3/8	205.00
QD6C36.0	7834-6360	6	36.40	J	4 1/2	6 3/8	230.00
QD7C36.0	7834-7360	7	36.40	J	4 1/2	7 3/8	282.00
<sup>6</sup> QD8C36.0	7834-8360	8	36.40	M	5 1/2	8 3/8	285.00
QD9C36.0	7834-9360	9	36.40	M	5 1/2	9 3/8	383.00
<sup>6</sup> QD10C36.0	7835-0360	10	36.40	M	5 1/2	10 3/8	335.00
<sup>6</sup> QD12C36.0	7835-2360	12	36.40	M	5 1/2	12 3/8	430.00
<sup>6</sup> QD3C44.0	7834-3440	3	44.40	F	3 15/16	3 3/8	170.00
QD4C44.0	7834-4440	4	44.40	J	4 1/2	4 3/8	366.00
QD5C44.0	7834-5440	5	44.40	J	4 1/2	5 3/8	260.00
QD6C44.0	7834-6440	6	44.40	J	4 1/2	6 3/8	315.00
QD7C44.0	7834-7440	7	44.40	M	5 1/2	7 3/8	442.00
QD8C44.0	7834-8440	8	44.40	M	5 1/2	8 3/8	590.00

HEAVY DUTY V-BELT METAL

<sup>6</sup> Standard/Non-Stock item. Check with Customer Service for availability.





## Multi-Duty® Sheaves - QD®

### Product No. Series 7834 & 7835 (continued)

#### C Section (continued)

Part No.	Product No.	No. of Grooves	Outside Dia. (In.)	Bushing	Max. Bore (In.)	Face Width (In.)	Wt. Ea. (Lbs.)
QD9C44.0	7834-9440	9	44.40	M	5 1/2	9 3/8	493.00
<sup>6</sup> QD10C44.0	7835-0440	10	44.40	M	5 1/2	10 3/8	455.00
<sup>6</sup> QD12C44.0	7835-2440	12	44.40	M	5 1/2	12 3/8	520.00
QD3C50.0	7834-3500	3	50.40	F	3 15/16	3 3/8	190.00
<sup>6</sup> QD4C50.0	7834-4500	4	50.40	J	4 1/2	4 3/8	256.00
<sup>6</sup> QD5C50.0	7834-5500	5	50.40	J	4 1/2	5 3/8	275.00
QD6C50.0	7834-6500	6	50.40	J	4 1/2	6 3/8	325.00
QD7C50.0	7834-7500	7	50.40	M	5 1/2	7 3/8	488.00
QD8C50.0	7834-8500	8	50.40	M	5 1/2	8 3/8	530.00
QD9C50.0	7834-9500	9	50.40	M	5 1/2	9 3/8	585.00
QD10C50.0	7835-0500	10	50.40	M	5 1/2	10 3/8	503.00
<sup>6</sup> QD12C50.0	7835-2500	12	50.40	M	5 1/2	12 3/8	595.00

### Product No. Series 7836 & 7837

#### D Section

Part No.	Product No.	No. of Grooves	Outside Dia. (In.)	Bushing	Max. Bore (In.)	Face Width (In.)	Wt. Ea. (Lbs.)
<sup>6</sup> QD3D12.0	7836-3120	3	12.60	F	3 15/16	4 5/8	83.00
<sup>6</sup> QD4D12.0	7836-4120	4	12.60	F	3 15/16	6 1/16	85.00
<sup>6</sup> QD5D12.0	7836-5120	5	12.60	F	3 15/16	7 1/2	98.00
QD6D12.0	7836-6120	6	12.60	J	4 1/2	8 15/16	111.00
<sup>6</sup> QD8D12.0	7836-8120	8	12.60	J	4 1/2	11 13/16	151.00
<sup>6</sup> QD10D12.0	7837-0120	10	12.60	M	5 1/2	14 11/16	153.00
QD12D12.0	7837-2120	12	12.60	M	5 1/2	17 9/16	176.00
QD3D13.0	7836-3130	3	13.60	F	3 15/16	4 5/8	88.00
<sup>6</sup> QD4D13.0	7836-4130	4	13.60	F	3 15/16	6 1/16	76.00
<sup>6</sup> QD5D13.0	7836-5130	5	13.60	F	3 15/16	7 1/2	114.00
<sup>6</sup> QD6D13.0	7836-6130	6	13.60	J	4 1/2	8 15/16	140.00
QD8D13.0	7836-8130	8	13.60	J	4 1/2	11 13/16	168.00
<sup>6</sup> QD10D13.0	7837-0130	10	13.60	M	5 1/2	14 11/16	180.00
QD12D13.0	7837-2130	12	13.60	M	5 1/2	17 9/16	210.00
<sup>6</sup> QD3D13.5	7836-3135	3	14.10	F	3 15/16	4 5/8	88.00
<sup>6</sup> QD4D13.5	7836-4135	4	14.10	F	3 15/16	6 1/16	107.00
<sup>6</sup> QD5D13.5	7836-5135	5	14.10	F	3 15/16	7 1/2	134.00
<sup>6</sup> QD6D13.5	7836-6135	6	14.10	J	4 1/2	8 15/16	140.00
<sup>6</sup> QD8D13.5	7836-8135	8	14.10	J	4 1/2	11 13/16	168.00
<sup>6</sup> QD10D13.5	7837-0135	10	14.10	M	5 1/2	14 11/16	186.00
QD12D13.5	7837-2135	12	14.10	M	5 1/2	17 9/16	227.00
<sup>6</sup> QD3D14.0	7836-3140	3	14.60	F	3 15/16	4 5/8	111.00
<sup>6</sup> QD4D14.0	7836-4140	4	14.60	F	3 15/16	6 1/16	106.00
<sup>6</sup> QD5D14.0	7836-5140	5	14.60	F	3 15/16	7 1/2	140.00
<sup>6</sup> QD6D14.0	7836-6140	6	14.60	J	4 1/2	8 15/16	159.00
<sup>6</sup> QD8D14.0	7836-8140	8	14.60	J	4 1/2	11 13/16	181.00
<sup>6</sup> QD10D14.0	7837-0140	10	14.60	M	5 1/2	14 11/16	221.00
QD12D14.0	7837-2140	12	14.60	M	5 1/2	17 9/16	244.00
QD3D14.5	7836-3145	3	15.10	F	3 15/16	4 5/8	111.00
<sup>6</sup> QD4D14.5	7836-4145	4	15.10	F	3 15/16	6 1/16	106.00
<sup>6</sup> QD5D14.5	7836-5145	5	15.10	F	3 15/16	7 1/2	140.00
<sup>6</sup> QD6D14.5	7836-6145	6	15.10	J	4 1/2	8 15/16	159.00
<sup>6</sup> QD8D14.5	7836-8145	8	15.10	J	4 1/2	11 13/16	181.00
<sup>6</sup> QD10D14.5	7837-0145	10	15.10	M	5 1/2	14 11/16	221.00
QD12D14.5	7837-2145	12	15.10	M	5 1/2	17 9/16	262.00
<sup>6</sup> QD3D15.0	7836-3150	3	15.60	F	3 15/16	4 5/8	105.00
<sup>6</sup> QD4D15.0	7836-4150	4	15.60	F	3 15/16	6 1/16	110.00
<sup>6</sup> QD5D15.0	7836-5150	5	15.60	F	3 15/16	7 1/2	114.00
<sup>6</sup> QD6D15.0	7836-6150	6	15.60	J	4 1/2	8 15/16	162.00
<sup>6</sup> QD8D15.0	7836-8150	8	15.60	J	4 1/2	11 13/16	216.00
<sup>6</sup> QD10D15.0	7837-0150	10	15.60	M	5 1/2	14 11/16	247.00

HEAVY DUTY V-BELT METAL

<sup>6</sup> Standard/Non-Stock item. Check with Customer Service for availability.





# Multi-Duty® Sheaves - QD®

## Product No. Series 7836 & 7837 (continued)

### D Section (continued)

Part No.	Product No.	No. of Grooves	Outside Dia. (In.)	Bushing	Max. Bore (In.)	Face Width (In.)	Wt. Ea. (Lbs.)
QD12D15.0	7837-2150	12	15.60	M	5 1/2	17 9/16	281.00
<sup>6</sup> QD3D15.5	7836-3155	3	16.10	F	3 15/16	4 5/8	105.00
<sup>6</sup> QD4D15.5	7836-4155	4	16.10	F	3 15/16	6 1/16	110.00
<sup>6</sup> QD5D15.5	7836-5155	5	16.10	F	3 15/16	7 1/2	146.00
<sup>6</sup> QD6D15.5	7836-6155	6	16.10	J	4 1/2	8 15/16	162.00
<sup>6</sup> QD8D15.5	7836-8155	8	16.10	J	4 1/2	11 13/16	216.00
<sup>6</sup> QD10D15.5	7837-0155	10	16.10	M	5 1/2	14 11/16	270.00
QD12D15.5	7837-2155	12	16.10	M	5 1/2	17 9/16	300.00
<sup>6</sup> QD3D16.0	7836-3160	3	16.60	F	3 15/16	4 5/8	150.00
<sup>6</sup> QD4D16.0	7836-4160	4	16.60	F	3 15/16	6 1/16	150.00
<sup>6</sup> QD5D16.0	7836-5160	5	16.60	F	3 15/16	7 1/2	143.00
<sup>6</sup> QD6D16.0	7836-6160	6	16.60	J	4 1/2	8 15/16	199.00
<sup>6</sup> QD8D16.0	7836-8160	8	16.60	J	4 1/2	11 13/16	237.00
<sup>6</sup> QD10D16.0	7837-0160	10	16.60	M	5 1/2	14 11/16	267.00
QD12D16.0	7837-2160	12	16.60	M	5 1/2	17 9/16	279.00
QD4D17.0	7836-4170	4	17.60	J	4 1/2	6/16	111.00
QD5D17.0	7836-5170	5	17.60	J	4 1/2	7 1/2	128.00
QD6D17.0	7836-6170	6	17.60	J	4 1/2	8 15/16	145.00
QD8D17.0	7836-8170	8	17.60	J	4 1/2	11 13/16	176.00
QD10D17.0	7837-0170	10	17.60	M	5 1/2	14 11/16	263.00
QD12D17.0	7837-2170	12	17.60	M	5 1/2	17 9/16	289.00
<sup>6</sup> QD3D18.0	7836-3180	3	18.60	J	4 1/2	4 5/8	146.00
<sup>6</sup> QD4D18.0	7836-4180	4	18.60	J	4 1/2	6 1/16	146.00
<sup>6</sup> QD5D18.0	7836-5180	5	18.60	J	4 1/2	7 1/2	164.00
<sup>6</sup> QD6D18.0	7836-6180	6	18.60	J	4 1/2	8 15/16	223.00
<sup>6</sup> QD8D18.0	7836-8180	8	18.60	M	5 1/2	11 13/16	249.00
<sup>6</sup> QD10D18.0	7837-0180	10	18.60	M	5 1/2	14 11/16	274.00
QD12D18.0	7837-2180	12	18.60	M	5 1/2	17 9/16	309.00
<sup>6</sup> QD4D20.0	7836-4200	4	20.60	J	4 1/2	6 1/16	181.00
<sup>6</sup> QD5D20.0	7836-5200	5	20.60	J	4 1/2	7 1/2	188.00
<sup>6</sup> QD6D20.0	7836-6200	6	20.60	J	4 1/2	8 15/16	249.00
<sup>6</sup> QD8D20.0	7836-8200	8	20.60	M	5 1/2	11 13/16	277.00
<sup>6</sup> QD10D20.0	7837-0200	10	20.60	M	5 1/2	14 11/16	408.00
QD12D20.0	7837-2200	12	20.60	M	5 1/2	17 9/16	352.00
<sup>6</sup> QD3D22.0	7836-3220	3	22.60	J	4 1/2	4 5/8	199.00
<sup>6</sup> QD4D22.0	7836-4220	4	22.60	J	4 1/2	6 1/16	199.00
<sup>6</sup> QD5D22.0	7836-5220	5	22.60	J	4 1/2	7 1/2	221.00
<sup>6</sup> QD6D22.0	7836-6220	6	22.60	M	5 1/2	8 15/16	258.00
<sup>6</sup> QD8D22.0	7836-8220	8	22.60	M	5 1/2	11 13/16	326.00
<sup>6</sup> QD10D22.0	7837-0220	10	22.60	M	5 1/2	14 11/16	361.00
QD12D22.0	7837-2220	12	22.60	M	5 1/2	17 9/16	384.00
QD3D24.0	7836-3240	3	24.60	J	4 1/2	4 5/8	135.00
QD4D24.0	7836-4240	4	24.60	J	4 1/2	6 1/16	170.00
QD5D24.0	7836-5240	5	24.60	J	4 1/2	7 1/2	192.00
QD6D24.0	7836-6240	6	24.60	M	5 1/2	8 15/16	264.00
<sup>6</sup> QD3D27.0	7836-3270	3	27.60	J	4 1/2	4 5/8	236.00
<sup>6</sup> QD4D27.0	7836-4270	4	27.60	J	4 1/2	6 1/16	257.00
<sup>6</sup> QD5D27.0	7836-5270	5	27.60	M	5 1/2	7 1/2	296.00
<sup>6</sup> QD6D27.0	7836-6270	6	27.60	M	5 1/2	8 15/16	331.00
QD8D27.0	7836-8270	8	27.60	M	5 1/2	11 13/16	376.00
<sup>6</sup> QD10D27.0	7837-0270	10	27.60	M	5 1/2	14 11/16	430.00
QD12D27.0	7837-2270	12	27.60	N	6	17 9/16	515.00
<sup>6</sup> QD3D33.0	7836-3330	3	33.60	J	4 1/2	4 5/8	332.00
<sup>6</sup> QD4D33.0	7836-4330	4	33.60	M	5 1/2	6 1/16	361.00
<sup>6</sup> QD5D33.0	7836-5330	5	33.60	M	5 1/2	7 1/2	411.00
<sup>6</sup> QD6D33.0	7836-6330	6	33.60	M	5 1/2	8 15/16	460.00
<sup>6</sup> QD8D33.0	7836-8330	8	33.60	M	5 1/2	11 13/16	524.00
<sup>6</sup> QD10D33.0	7837-0330	10	33.60	N	5 7/8	14 11/16	638.00
QD12D33.0	7837-2330	12	33.60	N	6	17 9/16	650.00
<sup>6</sup> QD3D40.0	7836-3400	3	40.60	J	4 1/2	4 5/8	250.00
<sup>6</sup> QD4D40.0	7836-4400	4	40.60	M	5 1/2	6 1/16	498.00
<sup>6</sup> QD5D40.0	7836-5400	5	40.60	M	5 1/2	7 1/2	546.00

HEAVY DUTY V-BELT METAL

<sup>6</sup> Standard/Non-Stock item. Check with Customer Service for availability.





## Multi-Duty® Sheaves - QD®

### Product No. Series 7836 & 7837 (continued)

#### D Section (continued)

Part No.	Product No.	No. of Grooves	Outside Dia. (In.)	Bushing	Max. Bore (In.)	Face Width (In.)	Wt. Ea. (Lbs.)
<sup>6</sup> QD6D40.0	7836-6400	6	40.60	M	5 1/2	8 15/16	606.00
<sup>6</sup> QD8D40.0	7836-8400	8	40.60	N	5 7/8	11 13/16	695.00
<sup>6</sup> QD10D40.0	7837-0400	10	40.60	N	5 7/8	14 11/16	788.00
QD12D40.0	7837-2400	12	40.60	P	7	17 9/16	855.00
<sup>6</sup> QD5D48.0	7836-5480	5	48.60	M	5 1/2	7 1/2	671.00
<sup>6</sup> QD6D48.0	7836-6480	6	48.60	M	5 1/2	8 15/16	744.00
<sup>6</sup> QD8D48.0	7836-8480	8	48.60	N	5 7/8	11 13/16	849.00
<sup>6</sup> QD10D48.0	7837-0480	10	48.60	P	7	14 11/16	961.00
QD12D48.0	7837-2480	12	48.60	P	7	17 9/16	1085.00
<sup>6</sup> QD5D58.0	7836-5580	5	58.60	M	5 1/2	7 1/2	750.00
<sup>6</sup> QD6D58.0	7836-6580	6	58.60	N	5 7/8	8 15/16	800.00
<sup>6</sup> QD8D58.0	7836-8580	8	58.60	N	5 7/8	11 13/16	975.00
<sup>6</sup> QD10D58.0	7837-0580	10	58.60	P	7	14 11/16	1200.00
QD12D58.0	7837-2580	12	58.60	P	7	17 9/16	1395.00

HEAVY DUTY V-BELT METAL

<sup>6</sup> Standard/Non-Stock item. Check with Customer Service for availability.





## JVS Adjustable Speed Sheaves - Bored-to-Size

### Markets/Applications

Use with Hi-Power® II A and B, Tri-Power® AX and BX, Super HC® 5V and Super HC® Molded Notched 5VX V-Belts.

### Features/Advantages

- Accurate groove spacing is assured at all times.
- Capacities range up to 40 hp at 1750 rpm.
- No lubrication required.
- No corrosion or sticking.
- Wide variable speed range.

### Notes

JVS sheaves use standard 2 groove Multi-Duty® A/B or Super HC® 5V sheaves as companions.



### Product No. Series 7871

Part No.	Product No.	Bore (In.)	Max. Bore (In.)	Outside Dia. (In.)	Wt. Ea. (Lbs.)
<sup>N</sup> 2/JVS5.12 1.1/8	7871-0001	1 1/8	1 3/8	5.12	8.30
<sup>N</sup> 2/JVS5.12 1.3/8	7871-0002	1 3/8	1 3/8	5.12	7.90
<sup>N</sup> 2/JVS5.90 1.1/8	7871-0003	1 1/8	1 11/16	5.90	11.40
<sup>N</sup> 2/JVS5.90 1.3/8	7871-0004	1 3/8	1 11/16	5.90	10.90
<sup>N</sup> 2/JVS5.90 1.5/8	7871-0005	1 5/8	1 11/16	5.90	10.30
<sup>N</sup> 2/JVS6.69 1.1/8	7871-0006	1 1/8	1 11/16	6.69	14.30
<sup>N</sup> 2/JVS6.69 1.3/8	7871-0007	1 3/8	1 11/16	6.69	13.80
<sup>N</sup> 2/JVS6.69 1.5/8	7871-0008	1 5/8	1 11/16	6.69	13.20
<sup>N</sup> 2/JVS7.48 1.3/8	7871-0009	1 3/8	2 7/16	7.48	20.50
<sup>N</sup> 2/JVS7.48 1.5/8	7871-0010	1 5/8	2 7/16	7.48	19.90
<sup>N</sup> 2/JVS7.48 1.7/8	7871-0011	1 7/8	2 7/16	7.48	19.10
<sup>N</sup> 2/JVS8.27 1.3/8	7871-0012	1 3/8	2 7/16	8.27	24.30
<sup>N</sup> 2/JVS8.27 1.5/8	7871-0013	1 5/8	2 7/16	8.27	23.70
<sup>N</sup> 2/JVS8.27 1.7/8	7871-0014	1 7/8	2 7/16	8.27	22.90
<sup>N</sup> 2/JVS8.27 2.1/8	7871-0015	2 1/8	2 7/16	8.27	22.10
<sup>N</sup> 2/JVS9.06 1.3/8	7871-0016	1 3/8	2 7/16	9.06	27.30
<sup>N</sup> 2/JVS9.06 1.5/8	7871-0017	1 5/8	2 7/16	9.06	26.70
<sup>N</sup> 2/JVS9.06 1.7/8	7871-0018	1 7/8	2 7/16	9.06	25.90
<sup>N</sup> 2/JVS9.06 2.1/8	7871-0019	2 1/8	2 7/16	9.06	25.10

HEAVY DUTY V-BELT METAL

N New Product





## 5VS & 8VS Adjustable Speed Sheaves - QD®

### Markets/Applications

Use with Super HC® 5V and 8V or Super HC® Molded Notched 5VX and 8VX V-belts.

### Features/Advantages

- Capacities range up to 500 hp at 1750 rpm.
- Companion sheaves have wide groove spacing.
- Interchangeable bushings.
- More hp per inch face width.
- No lubrication required.
- No corrosion or sticking.

### Notes

8 groove 5V companion sheaves are Made-to-Order. Contact made-to-Order Metal.  
8V Companion Sheaves are Made-to-Order. Contact Made-to-Order Metals.



### Product No. Series 7960

#### 5V Section

Part No.	Product No.	No. of Grooves	Outside Dia. (In.)	Bushing	Wt. Ea. (Lbs.)
<sup>N</sup> QD2/5VS9.56	7960-0001	2	9.56	SK	37.00
<sup>N</sup> QD3/5VS9.56	7960-0002	3	9.56	5VSSB	52.00
<sup>N</sup> QD4/5VS9.56	7960-0003	4	9.56	5VSSB	64.00
<sup>N</sup> QD5/5VS9.56	7960-0004	5	9.56	5VSSB	76.00
<sup>N</sup> QD6/5VS9.56	7960-0005	6	9.56	5VSLB	100.00
<sup>N</sup> QD2/5VS10.56	7960-0006	2	10.56	SK	42.00
<sup>N</sup> QD3/5VS10.56	7960-0007	3	10.56	5VSSB	62.00
<sup>N</sup> QD4/5VS10.56	7960-0008	4	10.56	5VSSB	78.00
<sup>N</sup> QD5/5VS10.56	7960-0009	5	10.56	5VSSB	92.00
<sup>N</sup> QD6/5VS10.56	7960-0010	6	10.56	5VSLB	118.00
<sup>N</sup> QD2/5VS11.54	7960-0011	2	11.54	SK	48.00
<sup>N</sup> QD3/5VS11.54	7960-0012	3	11.54	5VSSB	74.00
<sup>N</sup> QD4/5VS11.54	7960-0013	4	11.54	5VSSB	92.00
<sup>N</sup> QD5/5VS11.54	7960-0014	5	11.54	5VSSB	110.00
<sup>N</sup> QD6/5VS11.54	7960-0015	6	11.54	5VSLB	140.00
<sup>N</sup> QD8/5VS11.54	7960-0016	8	11.54	5VSLB	178.00
<sup>N</sup> QD2/5VS12.52	7960-0017	2	12.52	SK	54.00
<sup>N</sup> QD3/5VS12.52	7960-0018	3	12.52	5VSSB	84.00
<sup>N</sup> QD4/5VS12.52	7960-0019	4	12.52	5VSSB	106.00
<sup>N</sup> QD5/5VS12.52	7960-0020	5	12.52	5VSSB	130.00
<sup>N</sup> QD6/5VS12.52	7960-0021	6	12.52	5VSLB	162.00
<sup>N</sup> QD8/5VS12.52	7960-0022	8	12.52	5VSLB	210.00
<sup>N</sup> QD2/5VS14.09	7960-0023	2	14.09	SK	67.00
<sup>N</sup> QD3/5VS14.09	7960-0024	3	14.09	5VSSB	104.00
<sup>N</sup> QD4/5VS14.09	7960-0025	4	14.09	5VSSB	133.00
<sup>N</sup> QD5/5VS14.09	7960-0026	5	14.09	5VSSB	164.00
<sup>N</sup> QD6/5VS14.09	7960-0027	6	14.09	5VSLB	202.00
<sup>N</sup> QD8/5VS14.09	7960-0028	8	14.09	5VSLB	264.00

HEAVY DUTY V-BELT METAL

#### 5V Companion Sheaves

Part No.	Product No.	No. of Grooves	Outside Dia. (In.)	Bushing	Wt. Ea. (Lbs.)
<sup>N</sup> QD6/5V10.3W	7960-0029	6	10.30	F	71.00
<sup>N</sup> QD6/5V10.9W	7960-0030	6	10.90	F	78.80
<sup>N</sup> QD6/5V11.3W	7960-0031	6	11.30	F	87.30
<sup>N</sup> QD6/5V11.8W	7960-0032	6	11.80	F	93.50
<sup>N</sup> QD6/5V12.5W	7960-0033	6	12.50	F	85.30
<sup>N</sup> QD6/5V13.2W	7960-0034	6	13.20	F	91.90
<sup>N</sup> QD6/5V14.0W	7960-0035	6	14.00	F	101.20
<sup>N</sup> QD6/5V15.0W	7960-0036	6	15.00	F	100.50

N New Product





## 5VS & 8VS Adjustable Speed Sheaves - QD®

### Product No. Series 7960 (continued)

#### 5V Companion Sheaves (continued)

Part No.	Product No.	No. of Grooves	Outside Dia. (In.)	Bushing	Wt. Ea. (Lbs.)
<sup>N</sup> QD6/5V16.0W	7960-0037	6	16.00	F	110.00
<sup>N</sup> QD6/5V18.7W	7960-0038	6	18.70	J	144.80
<sup>N</sup> QD6/5V21.2W	7960-0039	6	21.20	J	170.30
<sup>N</sup> QD6/5V23.6W	7960-0040	6	23.60	J	202.30
<sup>N</sup> QD6/5V28.0W	7960-0041	6	28.00	J	219.80
<sup>N</sup> QD6/5V31.5W	7960-0042	6	31.50	J	278.00
<sup>N</sup> QD6/5V37.5W	7960-0043	6	37.50	J	341.90

### Product No. Series 7961

#### 8V Section

Part No.	Product No.	No. of Grooves	Outside Dia. (In.)	Bushing	Wt. Ea. (Lbs.)
<sup>N</sup> QD4/8VS14.17	7961-0001	4	14.17	8VS-SB	187.00
<sup>N</sup> QD5/8VS14.17	7961-0002	5	14.17	8VS-SB	220.00
<sup>N</sup> QD6/8VS14.17	7961-0003	6	14.17	8VS-SB	256.00
<sup>N</sup> QD8/8VS14.17	7961-0004	8	14.17	8VS-LB	340.00
<sup>N</sup> QD4/8VS16.14	7961-0005	4	16.14	8VS-SB	215.00
<sup>N</sup> QD5/8VS16.14	7961-0006	5	16.14	8VS-SB	250.00
<sup>N</sup> QD6/8VS16.14	7961-0007	6	16.14	8VS-SB	290.00
<sup>N</sup> QD8/8VS16.14	7961-0008	8	16.14	8VS-LB	388.00

HEAVY DUTY V-BELT METAL

N New Product







## SVS Adjustable Speed Sheaves - Bored-To-Size

### Markets/Applications

For Use with Hi-Power II A, B or C and Tri-Power AX, BX or CX V-Belts.

### Features/Advantages

- Available in 2, 3, & 4 groove sizes.
- For A or B section drives with center distances exceeding 12" for 2 groove drives and 16" for 3 and 4 groove drives, standard Multi-Duty Sheaves can be used as companion sheaves.
- For C section drives with center distances exceeding 19" for 2 groove drives and 25" for 3 and 4 groove drives, standard Multi-Duty Sheaves can be used as companion sheaves.
- Stocked in popular bore sizes.

### Product No. Series 7962

#### A or B Section

Part No.	Product No.	Outside Dia. (In.)	Bore (In.)	Max. Bore (In.)	Wt. Ea. (Lbs.)
<sup>N</sup> SVS2/AB5.25 1.1/8	7962-0002	5.25	1 1/8	1 3/8	14.30
<sup>N</sup> SVS2/AB5.25 1.3/8	7962-0003	5.25	1 3/8	1 3/8	14.30
<sup>N</sup> SVS2/AB5.25.7/8	7962-0001	5.25	7/8	1 3/8	14.30
<sup>N</sup> SVS3/AB5.25 1.1/8	7962-0004	5.25	1 1/8	1 3/8	17.50
<sup>N</sup> SVS3/AB5.25 1.3/8	7962-0005	5.25	1 3/8	1 3/8	17.50
<sup>N</sup> SVS4/AB5.25 1.1/8	7962-0006	5.25	1 1/8	1 3/8	20.00
<sup>N</sup> SVS4/AB5.25 1.3/8	7962-0007	5.25	1 3/8	1 3/8	20.00
<sup>N</sup> SVS2/AB5.75 1.1/8	7962-0009	5.75	1 1/8	1 3/8	15.50
<sup>N</sup> SVS2/AB5.75 1.3/8	7962-0010	5.75	1 3/8	1 3/8	15.50
<sup>N</sup> SVS2/AB5.75.7/8	7962-0008	5.75	7/8	1 3/8	15.50
<sup>N</sup> SVS3/AB5.75 1.1/8	7962-0011	5.75	1 1/8	1 3/8	19.00
<sup>N</sup> SVS3/AB5.75 1.3/8	7962-0012	5.75	1 3/8	1 3/8	19.00
<sup>N</sup> SVS4/AB5.75 1.1/8	7962-0013	5.75	1 1/8	1 3/8	22.50
<sup>N</sup> SVS4/AB5.75 1.3/8	7962-0014	5.75	1 3/8	1 3/8	22.50
<sup>N</sup> SVS2/AB6.25 1.1/8	7962-0015	6.25	1 1/8	1 7/8	18.80
<sup>N</sup> SVS2/AB6.25 1.3/8	7962-0016	6.25	1 3/8	1 7/8	18.80
<sup>N</sup> SVS2/AB6.25 1.5/8	7962-0017	6.25	1 5/8	1 7/8	18.80
<sup>N</sup> SVS3/AB6.25 1.1/8	7962-0018	6.25	1 1/8	1 7/8	23.50
<sup>N</sup> SVS3/AB6.25 1.3/8	7962-0019	6.25	1 3/8	1 7/8	23.50
<sup>N</sup> SVS3/AB6.25 1.5/8	7962-0020	6.25	1 5/8	1 7/8	23.50
<sup>N</sup> SVS4/AB6.25 1.3/8	7962-0021	6.25	1 3/8	1 7/8	27.00
<sup>N</sup> SVS4/AB6.25 1.5/8	7962-0022	6.25	1 5/8	1 7/8	27.00
<sup>N</sup> SVS4/AB6.25 1.7/8	7962-0023	6.25	1 7/8	1 7/8	27.00
<sup>N</sup> SVS2/AB6.75 1.1/8	7962-0024	6.75	1 1/8	1 7/8	20.80
<sup>N</sup> SVS2/AB6.75 1.3/8	7962-0025	6.75	1 3/8	1 7/8	20.80
<sup>N</sup> SVS2/AB6.75 1.5/8	7962-0026	6.75	1 5/8	1 7/8	24.80
<sup>N</sup> SVS3/AB6.75 1.3/8	7962-0027	6.75	1 3/8	1 7/8	24.80
<sup>N</sup> SVS3/AB6.75 1.5/8	7962-0028	6.75	1 5/8	1 7/8	24.80
<sup>N</sup> SVS3/AB6.75 1.7/8	7962-0029	6.75	1 7/8	1 7/8	27.30
<sup>N</sup> SVS4/AB6.75 1.5/8	7962-0030	6.75	1 5/8	1 7/8	27.30
<sup>N</sup> SVS4/AB6.75 1.7/8	7962-0031	6.75	1 7/8	1 7/8	27.30

Part No.	Product No.	Outside Dia. (In.)	Bore (In.)	Max. Bore (In.)	Wt. Ea. (Lbs.)
<sup>N</sup> SVS2/AB7.25 1.1/8	7962-0032	7.25	1 1/8	1 7/8	22.30
<sup>N</sup> SVS2/AB7.25 1.3/8	7962-0033	7.25	1 3/8	1 7/8	22.30
<sup>N</sup> SVS2/AB7.25 1.5/8	7962-0034	7.25	1 5/8	1 7/8	22.30
<sup>N</sup> SVS3/AB7.25 1.3/8	7962-0035	7.25	1 3/8	1 7/8	27.00
<sup>N</sup> SVS3/AB7.25 1.5/8	7962-0036	7.25	1 5/8	1 7/8	27.00
<sup>N</sup> SVS3/AB7.25 1.7/8	7962-0037	7.25	1 7/8	1 7/8	27.00
<sup>N</sup> SVS4/AB7.25 1.5/8	7962-0038	7.25	1 5/8	1 7/8	27.30
<sup>N</sup> SVS4/AB7.25 1.7/8	7962-0039	7.25	1 7/8	1 7/8	27.30
<sup>N</sup> SVS2/AB7.75 1.1/8	7962-0040	7.75	1 1/8	2 3/8	26.30
<sup>N</sup> SVS2/AB7.75 1.3/8	7962-0041	7.75	1 3/8	2 3/8	26.30
<sup>N</sup> SVS2/AB7.75 1.5/8	7962-0042	7.75	1 5/8	2 3/8	26.30
<sup>N</sup> SVS3/AB7.75 1.5/8	7962-0043	7.75	1 5/8	2 3/8	32.00
<sup>N</sup> SVS3/AB7.75 1.7/8	7962-0044	7.75	1 7/8	2 3/8	32.00
<sup>N</sup> SVS4/AB7.75 1.5/8	7962-0045	7.75	1 5/8	2 3/8	37.30
<sup>N</sup> SVS4/AB7.75 1.7/8	7962-0046	7.75	1 7/8	2 3/8	37.30
<sup>N</sup> SVS4/AB7.75 2.1/8	7962-0047	7.75	2 1/8	2 3/8	37.30
<sup>N</sup> SVS2/AB8.75 1.3/8	7962-0048	8.75	1 3/8	2 3/8	29.00
<sup>N</sup> SVS2/AB8.75 1.5/8	7962-0049	8.75	1 5/8	2 3/8	29.00
<sup>N</sup> SVS3/AB8.75 1.3/8	7962-0050	8.75	1 3/8	2 3/8	32.00
<sup>N</sup> SVS3/AB8.75 1.5/8	7962-0051	8.75	1 5/8	2 3/8	32.00
<sup>N</sup> SVS3/AB8.75 1.7/8	7962-0052	8.75	1 7/8	2 3/8	32.00
<sup>N</sup> SVS4/AB8.75 1.5/8	7962-0053	8.75	1 5/8	2 3/8	43.00
<sup>N</sup> SVS4/AB8.75 1.7/8	7962-0054	8.75	1 7/8	2 3/8	43.00
<sup>N</sup> SVS4/AB8.75 2.1/8	7962-0055	8.75	2 1/8	2 3/8	43.00
<sup>N</sup> SVS2/AB9.75 1.3/8	7962-0056	9.75	1 3/8	2 3/8	32.50
<sup>N</sup> SVS2/AB9.75 1.5/8	7962-0057	9.75	1 5/8	2 3/8	32.50
<sup>N</sup> SVS3/AB9.75 1.5/8	7962-0058	9.75	1 5/8	2 3/8	42.00
<sup>N</sup> SVS3/AB9.75 1.7/8	7962-0059	9.75	1 7/8	2 3/8	42.00
<sup>N</sup> SVS4/AB9.75 1.5/8	7962-0060	9.75	1 5/8	2 3/8	50.30
<sup>N</sup> SVS4/AB9.75 1.7/8	7962-0061	9.75	1 7/8	2 3/8	50.30
<sup>N</sup> SVS4/AB9.75 2.1/8	7962-0062	9.75	2 1/8	2 3/8	50.30

HEAVY DUTY V-BELT METAL

### Product No. Series 7963

#### C Section

Part No.	Product No.	Outside Dia. (In.)	Bore (In.)	Max. Bore (In.)	Wt. Ea. (Lbs.)
<sup>N</sup> SVS2/C9.56 1.5/8	7963-0001	9.56	1 5/8	2 1/2	40.50
<sup>N</sup> SVS2/C9.56 1.7/8	7963-0002	9.56	1 7/8	2 1/2	40.50
<sup>N</sup> SVS3/C9.56 1.5/8	7963-0003	9.56	1 5/8	2 1/2	54.00
<sup>N</sup> SVS3/C9.56 1.7/8	7963-0004	9.56	1 7/8	2 1/2	54.00
<sup>N</sup> SVS3/C9.56 2.1/8	7963-0005	9.56	2 1/8	2 1/2	54.00
<sup>N</sup> SVS4/C9.56 2.1/8	7963-0006	9.56	2 1/8	2 1/2	63.00
<sup>N</sup> SVS4/C9.56 2.3/8	7963-0007	9.56	2 3/8	2 1/2	63.00
<sup>N</sup> SVS2/C10.56 1.5/8	7963-0008	10.56	1 5/8	2 1/2	44.30
<sup>N</sup> SVS2/C10.56 1.7/8	7963-0009	10.56	1 7/8	2 1/2	44.30
<sup>N</sup> SVS2/C10.56 2.1/8	7963-0010	10.56	2 1/8	2 1/2	49.30

Part No.	Product No.	Outside Dia. (In.)	Bore (In.)	Max. Bore (In.)	Wt. Ea. (Lbs.)
<sup>N</sup> SVS3/C10.56 1.7/8	7963-0011	10.56	1 7/8	2 1/2	59.00
<sup>N</sup> SVS3/C10.56 2.1/8	7963-0012	10.56	2 1/8	2 1/2	59.00
<sup>N</sup> SVS3/C10.56 2.3/8	7963-0013	10.56	2 3/8	2 1/2	59.00
<sup>N</sup> SVS4/C10.56 2.1/8	7963-0014	10.56	2 1/8	2 1/2	71.80
<sup>N</sup> SVS4/C10.56 2.3/8	7963-0015	10.56	2 3/8	2 1/2	71.80
<sup>N</sup> SVS2/C11.06 1.5/8	7963-0016	11.06	1 5/8	2 1/2	49.25
<sup>N</sup> SVS2/C11.06 1.7/8	7963-0017	11.06	1 7/8	2 1/2	49.30
<sup>N</sup> SVS2/C11.06 2.1/8	7963-0018	11.06	2 1/8	2 1/2	49.30
<sup>N</sup> SVS3/C11.06 1.7/8	7963-0019	11.06	1 7/8	2 1/2	62.75
<sup>N</sup> SVS3/C11.06 2.1/8	7963-0020	11.06	2 1/8	2 1/2	62.80

<sup>N</sup> New Product





## SVS Adjustable Speed Sheaves - Bored-To-Size

### Product No. Series 7963 (continued)

#### C Section (continued)

Part No.	Product No.	Outside Dia. (In.)	Bore (In.)	Max. Bore (In.)	Wt. Ea. (Lbs.)
<sup>N</sup> SVS3/C11.06 2.3/8	7963-0021	11.06	2 3/8	2 1/2	62.80
<sup>N</sup> SVS4/C11.06 2.1/8	7963-0022	11.06	2 1/8	2 1/2	76.00
<sup>N</sup> SVS4/C11.06 2.3/8	7963-0023	11.06	2 3/8	2 1/2	76.00
<sup>N</sup> SVS2/C11.56 1.5/8	7963-0024	11.56	1 5/8	2 1/2	50.50
<sup>N</sup> SVS2/C11.56 1.7/8	7963-0025	11.56	1 7/8	2 1/2	50.50
<sup>N</sup> SVS2/C11.56 2.1/8	7963-0026	11.56	2 1/8	2 1/2	50.50
<sup>N</sup> SVS3/C11.56 1.7/8	7963-0027	11.56	1 7/8	2 1/2	68.25
<sup>N</sup> SVS3/C11.56 2.1/8	7963-0028	11.56	2 1/8	2 1/2	68.25
<sup>N</sup> SVS3/C11.56 2.3/8	7963-0029	11.56	2 3/8	2 1/2	68.30
<sup>N</sup> SVS4/C11.56 2.1/8	7963-0030	11.56	2 1/8	2 1/2	82.50
<sup>N</sup> SVS4/C11.56 2.3/8	7963-0031	11.56	2 3/8	2 1/2	82.50
<sup>N</sup> SVS2/C12.06 1.5/8	7963-0032	12.06	1 5/8	2 1/2	55.00
<sup>N</sup> SVS2/C12.06 1.7/8	7963-0033	12.06	1 7/8	2 1/2	55.00
<sup>N</sup> SVS2/C12.06 2.1/8	7963-0034	12.06	2 1/8	2 1/2	55.00

Part No.	Product No.	Outside Dia. (In.)	Bore (In.)	Max. Bore (In.)	Wt. Ea. (Lbs.)
<sup>N</sup> SVS3/C12.06 1.7/8	7963-0035	12.06	1 7/8	2 1/2	69.50
<sup>N</sup> SVS3/C12.06 2.1/8	7963-0036	12.06	2 1/8	2 1/2	69.50
<sup>N</sup> SVS3/C12.06 2.3/8	7963-0037	12.06	2 3/8	2 1/2	69.50
<sup>N</sup> SVS4/C12.06 2.1/8	7963-0038	12.06	2 1/8	2 1/2	85.50
<sup>N</sup> SVS4/C12.06 2.3/8	7963-0039	12.06	2 3/8	2 1/2	85.50
<sup>N</sup> SVS2/C12.56 1.5/8	7963-0040	13.06	1 5/8	2 1/2	59.75
<sup>N</sup> SVS2/C12.56 1.7/8	7963-0041	13.06	1 7/8	2 1/2	59.80
<sup>N</sup> SVS2/C12.56 2.1/8	7963-0042	13.06	2 1/8	2 1/2	59.80
<sup>N</sup> SVS3/C12.56 1.7/8	7963-0043	13.06	1 7/8	2 1/2	76.00
<sup>N</sup> SVS3/C12.56 2.1/8	7963-0044	13.06	2 1/8	2 1/2	76.00
<sup>N</sup> SVS3/C12.56 2.3/8	7963-0045	13.06	2 3/8	2 1/2	76.00
<sup>N</sup> SVS4/C12.56 2.1/8	7963-0046	13.06	2 1/8	2 1/2	91.00
<sup>N</sup> SVS4/C12.56 2.3/8	7963-0047	13.06	2 3/8	2 1/2	91.00

HEAVY DUTY V-BELT METAL

<sup>N</sup> New Product





## Light-Duty Sheaves - Bored-to-Size

### Markets/Applications

Use with Truflex® belts.

### Features/Advantages

- Precision machined grooves.
- Single or double groove designs are available.

Sheave Type	Outside Diameter (In.)			
	AK	BK	2AK	2BK
Solid	Up to 2.45	Up to 2.75	Up to 3.45	Up to 3.75
Web	2.5 - 3.95	2.85 - 4.55	3.75 - 4.95	3.95 - 5.95
Spoke	≥ 4.25	≥ 4.75	≥ 5.25	5.75



Solid Type



Spoke Type



Web Type

### Product No. Series 7805 & 7807

#### One Groove "3L" - "4L" - Bored-to-Size

(For Use with No. 1 (3L) or No. 2 (4L) Section Truflex V-Belts)

Part No.	Outside Dia. (In.)	Wt. Ea. (Lbs.)	Pitch Diameter (In.)		Stock Bore (In.)										
			3L	4L	1/2	5/8	3/4	7/8	15/16	1	1 1/8	1 3/16	1 1/4	1 3/8	1 7/16
			7807-	7807-	7807-	7807-	7807-	7807-	7807-	7807-	7807-	7807-	7807-	7807-	7807-
AK15	1.55	.30	.96	1.30	2046	2047	—	—	—	—	—	—	—	—	—
AK16	1.65	.30	1.06	1.40	2035	2036	—	—	—	—	—	—	—	—	—
AK17	1.75	.50	1.16	1.50	2041	2042	*2043	—	—	—	—	—	—	—	—
AK18	1.85	.50	1.26	1.60	—	2050	—	—	—	—	—	—	—	—	—
AK19	1.95	.50	1.36	1.70	2051	2052	2053	2054	—	—	—	—	—	—	—
AK20	2	.50	1.46	1.80	2056	2057	2058	—	—	—	—	—	—	—	—
AK21	2.10	.70	1.56	1.90	2059	2060	2061	—	—	—	—	—	—	—	—
AK22	2.20	.80	1.66	2.00	2062	2063	2064	2065	—	—	—	—	—	—	—
AK23	2.30	.80	1.76	2.10	2066	2067	2068	2069	—	—	—	—	—	—	—
AK24	2.45	.70	1.86	2.20	2074	2075	2076	2077	—	2078	—	—	—	—	—
AK25	2.50	.90	1.96	2.30	2083	2084	2085	2086	—	—	—	—	—	—	—
AK26	2.60	1.00	2.06	2.40	2087	2088	2089	—	—	—	—	—	—	—	—
AK27	2.70	1.00	2.16	2.50	2090	2091	2092	—	—	2093	—	—	—	—	—
AK28	2.8	.80	2.26	2.60	2108	2109	2110	2111	—	2112	—	—	—	—	—
AK30	3.05	1.10	2.46	2.80	2120	2121	2122	2123	—	2125	—	—	—	—	—
AK32	3.25	1.40	2.66	3.00	2402	2403	2404	2405	—	2406	2407	—	—	—	—
AK34	3.45	1.40	2.86	3.20	2144	2145	2146	2147	—	2149	2150	—	—	—	—
AK35	3.55	1.50	2.96	3.30	2151	2152	2153	2154	—	2155	—	—	—	—	—
			7805-	7805-	7805-	7805-	7805-	7805-	7805-	7805-	7805-	7805-	7805-	7805-	7805-
AK39	3.75	2.00	3.16	3.50	2412	2413	2414	2415	2418	2416	2417	—	—	—	—
AK41	3.95	2.00	3.36	3.70	2168	2169	2170	2171	2172	2173	2174	—	—	—	—
AK44	4.25	2.00	3.66	4.00	2422	2423	2424	2425	2428	2426	2427	—	—	—	—
AK46	4.45	1.90	3.86	4.20	2192	2193	2194	2195	2196	2197	2198	—	—	—	—
AK49	4.75	2.00	4.16	4.50	2432	2433	2434	2435	2438	2436	2437	—	—	—	—
AK51	4.95	2.80	4.36	4.70	2216	2217	2218	2219	—	2221	2222	—	—	—	—
AK54	5.25	1.80	4.66	5.00	2442	2443	2444	2445	2449	2446	2447	2448	—	—	—
AK56	5.45	2.40	4.86	5.20	2240	2241	2242	2243	2244	2245	2246	2247	—	—	—
AK59	5.75	2.80	5.16	5.50	2250	2251	2252	2253	2254	2255	2256	2257	—	—	—
AK61	5.95	2.80	5.36	5.70	2264	2265	2266	2267	2268	2269	2270	2271	—	—	—
AK64	6.25	3.00	5.66	6.00	2452	2453	2454	2455	2459	2456	2457	2458	—	—	—
AK66	6.45	3.00	5.86	6.20	—	2463	2464	—	—	2466	2467	—	—	—	—
AK69	6.75	3.10	6.16	6.50	—	—	2474	—	—	2476	2477	—	—	—	—
AK71	6.95	3.10	6.36	6.70	2482	2483	2484	—	—	2486	2487	—	—	—	—
AK74	7.25	3.00	6.66	7.00	2492	2493	2494	—	2495	2496	2497	2498	2499	—	2500
AK79	7.75	3.50	7.16	7.50	—	—	2504	—	—	2506	2507	—	—	—	2510
AK81	7.95	5.00	7.36	7.70	—	—	—	—	—	2520	—	—	—	—	—
AK84	8.25	4.70	7.66	8.00	2532	2533	2534	—	2535	2536	—	2538	—	—	2540
AK89	8.75	4.60	8.16	8.50	—	—	2544	—	—	2546	2547	—	—	—	2550
AK91	8.95	5.50	8.36	8.70	—	—	2561	—	—	2560	—	—	—	—	—
AK94	9.25	5.00	8.66	9.00	2572	2573	2574	—	2571	2576	—	2578	2579	—	2580
AK99	9.75	5.20	9.16	9.50	—	—	2583	—	—	2586	—	—	—	—	2590
AK104	10.25	5.60	9.66	10.00	—	2613	2614	—	—	2616	—	2618	2619	2621	2620
AK109	10.75	6.00	10.16	10.50	—	—	2644	—	—	2646	—	—	—	2648	2640
AK114	11.25	6.90	10.66	11.00	—	—	2664	—	—	2666	—	2668	—	—	2670
AK124	12.25	7.90	11.66	12.00	—	2703	2704	—	—	2706	—	2708	2709	—	2710
AK134	13.25	8.90	12.66	13.00	—	—	2740	—	—	2741	—	2742	—	2743	2744
AK144	14.25	10.90	13.66	14.00	—	—	2780	—	—	2781	—	2782	—	—	2783
AK154	15.25	9.60	14.66	15.00	—	—	2790	—	—	2791	—	2792	—	*2794	2793
AK184	18.25	12.70	17.66	18.00	—	—	2800	—	—	2801	—	2802	—	—	2803

LIGHT DUTY V-BELT METAL

7 Pitch diameter is a reference diameter only.  
8 No Keyseat.  
0 Available Until Stock Depleted.





# Light-Duty Sheaves - Bored-to-Size

## Product No. Series 7805 & 7807 (continued)

### Two Groove "3L" - "4L" - Bored-to-Size

(For Use with No. 1 (3L) or No. 2 (4L) Section Truflex V-Belts)

Part No.	Outside Dia. (In.)	Wt. Ea. (Lbs.)	Pitch Diameter (In.)		Stock Bore (In.)										
			3L	4L	1/2	5/8	3/4	7/8	15/16	1	1 1/8	1 3/16	1 1/4	1 3/8	1 7/16
			7807-	7807-	7807-	7807-	7807-	7807-	7807-	7807-	7807-	7807-	7807-	7807-	7807-
2AK20	2.05	.90	1.46	1.80	0011	0012	0013	0014	—	—	—	—	—	—	—
2AK21	2.15	1.10	1.56	1.90	0015	0016	0017	—	—	—	—	—	—	—	—
2AK22	2.25	1.20	1.66	2.00	0021	0022	0023	0024	—	0025	—	—	—	—	—
2AK23	2.35	1.30	1.76	2.10	—	0032	0033	0034	—	0035	—	—	—	—	—
2AK25	2.55	1.50	1.96	2.30	0111	0112	0113	0114	—	0115	0116	—	—	—	—
2AK26	2.65	1.50	2.06	2.40	—	0117	0118	0119	—	—	—	—	—	—	—
2AK27	2.75	1.80	2.16	2.50	0121	0122	0123	0124	—	0125	0126	—	—	—	—
2AK28	2.85	2.00	2.26	2.60	—	0132	0133	0134	—	0135	—	—	—	—	—
2AK30	3.05	2.20	2.46	2.80	0221	0222	0223	0224	—	0225	0226	—	—	—	—
2AK32	3.25	2.40	2.66	3.00	0141	0142	0143	0144	—	0145	0146	—	—	—	—
2AK34	3.45	2.70	2.86	3.20	0151	0152	0153	0154	—	0155	0156	—	—	—	—
2AK41	3.95	3.50	3.36	3.70	—	0171	0172	0173	—	0174	0175	—	—	—	—
			7805-	7805-	7805-	7805-	7805-	7805-	7805-	7805-	7805-	7805-	7805-	7805-	7805-
2AK39	3.75	3.20	3.16	3.50	0161	0162	0163	0164	—	0165	0166	—	—	—	—
2AK44	4.25	4.10	3.66	4.00	—	0171	0172	0173	—	0174	0175	—	—	—	—
2AK46	4.45	4.60	3.86	4.20	—	0177	—	0178	—	0179	0180	—	—	—	—
2AK49	4.75	2.70	4.16	4.50	—	—	0182	0183	—	0184	0242	—	—	—	0243
2AK51	4.95	2.90	4.36	4.70	—	—	0186	0187	—	0188	0244	—	—	—	0245
2AK54	5.25	3.20	4.66	5.00	—	0189	0190	0191	—	0192	0246	—	—	—	0247
2AK56	5.45	3.30	4.86	5.20	—	0193	0194	—	—	0196	0248	—	—	—	0249
2AK59	5.75	3.40	5.16	5.50	—	—	—	—	—	0250	0251	—	—	—	0252
2AK61	5.95	3.60	5.36	5.70	—	—	0197	0198	—	0199	0253	—	—	—	0254
2AK64	6.25	4.50	5.66	6.00	—	—	0200	—	—	0202	0255	0203	—	—	0256
2AK74	7.25	5.80	6.66	7.00	—	—	0205	—	—	0206	0257	0207	—	—	0258
2AK84	8.25	6.90	7.66	8.00	—	—	0209	—	0210	0211	0259	0212	—	—	0260
2AK94	9.25	7.70	8.66	9.00	—	—	0215	—	—	0217	0261	0218	—	—	0262
2AK104	10.25	9.70	9.66	10.00	—	—	0220	—	0221	0222	—	0266	—	—	0224
2AK114	11.25	10.20	10.66	11.00	—	—	—	—	—	0226	—	0227	—	—	0263
2AK124	12.25	11.30	11.66	12.00	—	—	—	—	—	0230	—	0231	—	—	0232
2AK134	13.25	12.40	12.66	13.00	—	—	—	—	—	—	—	0264	—	—	0265
2AK144	14.25	13.20	13.66	14.00	—	—	—	—	—	0233	—	—	—	—	0235
2AK154	15.25	13.70	14.66	15.00	—	—	—	—	—	—	—	0237	—	—	0238
2AK184	18.25	17.00	17.66	18.00	—	—	—	—	—	—	—	0240	—	—	0241

### One Groove "4L" - "5L" - Bored-to-Size

(For Use with No. 2 (4L) or No. 3 (5L) Section Truflex V-Belts)

Part No.	Outside Dia. (In.)	Wt. Ea. (Lbs.)	Pitch Diameter (In.)		Stock Bore (In.)										
			4L	5L	1/2	5/8	3/4	7/8	15/16	1	1 1/8	1 3/16	1 1/4	1 3/8	1 7/16
			7807-	7807-	7807-	7807-	7807-	7807-	7807-	7807-	7807-	7807-	7807-	7807-	7807-
BK19	2.05	.60	1.30	1.70	—	3520	3521	—	—	—	—	—	—	—	—
BK20	2.15	.70	1.40	1.80	3527	3528	3529	—	—	—	—	—	—	—	—
BK22	2.35	.70	1.60	2.00	3534	3535	3536	—	—	3538	—	—	—	—	—
BK23	2.45	.90	1.70	2.10	3539	3540	3541	3542	—	3543	—	—	—	—	—
BK24	2.55	.90	1.80	2.20	3545	3546	3547	—	—	—	—	—	—	—	—
BK25	2.65	.70	1.90	2.30	3551	3552	3553	3554	—	3555	—	—	—	—	—
BK26	2.75	1.20	2.00	2.40	3565	3566	3567	3568	—	—	—	—	—	—	—
BK27	2.85	1.10	2.10	2.50	3575	3576	3577	3578	—	—	—	—	—	—	—
BK28	2.95	1.20	2.20	2.60	3587	3588	3589	3590	—	3592	3593	—	—	—	—
BK30	3.15	1.50	2.40	2.80	3597	3598	3599	3600	—	—	—	—	—	—	—
BK31	3.25	1.40	2.50	2.90	3907	3908	3909	3916	—	3917	3919	—	—	—	—
BK32	3.35	1.50	2.60	3.00	3621	3622	3623	3624	—	—	—	—	—	—	—
BK34	3.55	1.80	2.80	3.20	3611	3612	3613	3614	—	3616	3618	—	—	—	—
			7805-	7805-	7805-	7805-	7805-	7805-	7805-	7805-	7805-	7805-	7805-	7805-	7805-
BK22	2.35	.80	1.60	2.00	—	—	—	3537	—	—	—	—	—	—	—
BK24	2.55	.80	1.80	2.20	—	—	—	3548	—	3549	—	—	—	—	—
BK27	2.85	1.00	2.10	2.50	—	—	—	—	—	—	3581	—	—	—	—
BK30	3.15	1.30	2.40	2.80	—	—	—	—	—	3601	3602	—	—	—	—
BK32	3.35	1.50	2.60	3.00	—	—	—	—	—	3625	—	—	—	—	—
BK36	3.75	2.00	3.00	3.40	3930	3931	3932	3933	—	3934	3935	—	—	—	—
BK40	3.95	2.20	3.20	3.60	3635	3636	3637	3638	—	3640	3641	—	—	—	—
BK45	4.25	2.70	3.50	3.90	3950	3951	3952	3953	—	3954	3955	—	—	—	—
BK46	4.35	2.70	3.60	4.00	—	—	—	3959	—	—	—	—	—	—	—
BK47	4.45	2.90	3.70	4.10	5201	5202	5203	5204	—	5205	5238	—	—	—	—
BK48	4.55	2.90	3.80	4.20	—	3968	3969	3970	—	—	3961	—	—	—	—

7 Pitch diameter is a reference diameter only.





## Light-Duty Sheaves - Bored-to-Size

### Product No. Series 7805 & 7807 (continued)

#### One Groove "4L" - "5L" - Bored-to-Size (continued)

Part No.	Outside Dia. (In.)	Wt. Ea. (Lbs.)	Pitch Diameter (In.)		Stock Bore (In.)										
			4L	5L	1/2	5/8	3/4	7/8	15/16	1	1 1/8	1 3/16	1 1/4	1 3/8	1 7/16
			<b>7805-</b>	<b>7805-</b>	<b>7805-</b>	<b>7805-</b>	<b>7805-</b>	<b>7805-</b>	<b>7805-</b>	<b>7805-</b>	<b>7805-</b>	<b>7805-</b>	<b>7805-</b>	<b>7805-</b>	<b>7805-</b>
BK50	4.75	3.20	4.00	4.40	3980	3981	3982	3983	3979	3984	3985	—	—	—	—
BK52	4.95	3.40	4.20	4.60	3683	3684	3685	3686	—	3688	3689	—	—	—	—
BK55	5.25	2.20	4.50	4.90	5206	5207	5208	5209	—	5210	5211	5239	—	—	—
BK57	5.45	4.10	4.70	5.10	—	5213	5214	5215	5240	5216	5217	—	—	—	—
BK60	5.75	4.60	5.00	5.40	4050	4051	4052	4053	—	4054	4055	4056	—	—	—
BK62	5.95	3.60	5.20	5.60	3731	3732	3733	3734	3692	3736	3737	3738	—	—	—
BK65	6.25	3.70	5.50	5.90	—	4071	4072	—	—	4074	4075	—	—	—	—
BK67	6.45	3.70	5.70	6.10	—	5218	5219	—	—	5221	5222	—	—	—	—
BK70	6.75	3.70	6.00	6.40	—	5001	5002	—	5241	5004	5005	5006	—	—	5008
BK72	6.95	3.80	6.20	6.60	—	—	5012	—	—	5014	5242	—	—	5243	5015
BK75	7.25	4.30	6.50	6.90	—	—	5224	—	—	5225	5244	—	—	—	5284
BK77	7.45	4.70	6.70	7.10	—	—	5246	—	—	5247	5248	—	—	5249	5285
BK80	7.75	5.10	7.00	7.40	—	5031	5032	5033	—	5034	5035	5036	5037	5250	5038
BK85	8.25	5.50	7.50	7.90	—	—	5226	—	—	5227	5251	5286	—	5252	5253
BK90	8.75	6.00	8.00	8.40	—	5287	5282	5043	5254	5044	5255	5256	—	5257	5258
BK95	9.25	6.30	8.50	8.90	—	—	5259	—	—	5260	5261	—	—	5262	5288
BK100	9.75	7.20	9.00	9.40	—	—	5092	5093	5263	5094	5095	5096	5097	5266	5098
BK105	10.25	7.70	9.50	9.90	—	—	—	—	—	5265	—	—	—	5283	5267
BK110	10.75	8.20	10.00	10.40	—	—	5102	—	—	5104	5268	5106	—	5269	5270
BK115	11.25	8.70	10.50	10.90	—	—	—	—	—	5271	—	—	—	5120	5272
BK120	11.75	9.20	11.00	11.40	—	—	5172	—	—	5174	—	5176	—	5175	5178
BK130	12.75	9.60	12.00	12.40	—	—	6002	—	—	6004	6005	6006	6007	—	6008
BK140	13.75	11.20	13.00	13.40	—	—	5273	—	—	5274	5275	5276	—	—	5277
BK160	15.75	11.20	15.00	15.40	—	—	—	—	—	5229	5278	5230	5233	—	5232
BK190	18.75	15.50	18.00	18.40	—	—	—	—	—	5234	—	5235	5281	—	5237

#### Two Groove "4L" - "5L" - Bored-to-Size

(For Use with No. 2 (4L) or No. 3 (5L) Section Truflex V-Belts)

Part No.	Outside Dia. (In.)	Wt. Ea. (Lbs.)	Pitch Diameter (In.)		Stock Bore (In.)										
			4L	5L	1/2	5/8	3/4	7/8	15/16	1	1 1/8	1 3/16	1 1/4	1 3/8	1 7/16
			<b>7807-</b>	<b>7807-</b>	<b>7807-</b>	<b>7807-</b>	<b>7807-</b>	<b>7807-</b>	<b>7807-</b>	<b>7807-</b>	<b>7807-</b>	<b>7807-</b>	<b>7807-</b>	<b>7807-</b>	<b>7807-</b>
2BK23	2.45	1.50	1.70	2.10	—	7209	—	7210	—	—	—	—	—	—	—
2BK25	2.65	1.40	1.90	2.30	7211	7212	7213	7214	—	7215	—	—	—	—	—
2BK26	2.75	1.40	2.00	2.40	—	7217	—	7218	—	—	7216	—	—	—	—
2BK27	2.85	1.70	2.10	2.50	7221	7222	7223	7224	—	7225	7836	—	—	—	—
2BK28	2.95	2.00	2.20	2.60	7231	7232	7233	7234	—	7235	7236	—	—	—	—
2BK30	3.15	2.10	2.40	2.80	7837	7838	7839	7840	—	7841	7842	—	—	—	—
2BK32	3.35	2.50	2.60	3.00	—	7812	7813	7814	—	7815	7816	—	—	—	—
2BK34	3.55	2.80	2.80	3.20	—	7822	7823	7824	—	7825	7826	—	—	—	—
2BK36	3.75	3.50	3.00	3.40	—	7827	—	—	—	—	—	—	—	—	—
2BK40	3.95	3.20	3.20	3.60	—	7830	7831	7832	—	7833	7834	—	—	7835	—
			<b>7805-</b>	<b>7805-</b>	<b>7805-</b>	<b>7805-</b>	<b>7805-</b>	<b>7805-</b>	<b>7805-</b>	<b>7805-</b>	<b>7805-</b>	<b>7805-</b>	<b>7805-</b>	<b>7805-</b>	<b>7805-</b>
2BK36	3.75	3.30	3.00	3.40	—	—	7273	7274	—	7275	7276	—	—	7351	—
2BK45	4.25	3.70	3.50	3.90	—	—	—	—	—	7277	7281	—	—	7282	—
2BK47	4.45	4.00	3.70	4.10	—	—	—	7284	—	7285	7286	—	—	—	—
2BK50	4.75	4.40	4.00	4.40	—	—	7288	—	—	7290	7291	—	—	7292	—
2BK52	4.95	4.70	4.20	4.60	—	—	—	7294	—	7295	7296	—	—	7297	—
2BK55	5.25	5.20	4.50	4.90	—	—	—	—	—	—	7301	—	—	7352	—
2BK57	5.45	5.70	4.70	5.10	—	—	—	—	—	7304	7305	—	—	7353	—
2BK60	5.75	6.20	5.00	5.40	—	—	7306	7307	—	7308	7309	—	—	7354	—
2BK62	5.95	6.60	5.20	5.60	—	—	—	—	—	7355	7356	—	—	7357	—
2BK65	6.25	5.30	5.50	5.90	—	—	—	—	—	7312	7313	—	—	7358	—
2BK67	6.45	5.40	5.70	6.10	—	—	—	—	—	7315	7316	—	—	7359	—
2BK70	6.75	6.20	6.00	6.40	—	—	7317	—	—	7318	7360	—	—	7361	7320
2BK80	7.75	7.50	7.00	7.40	—	—	7321	—	—	7323	7362	7324	—	7363	7325
2BK90	8.75	8.50	8.00	8.40	—	—	7326	—	—	7327	7364	7328	—	7365	7329
2BK100	9.75	9.80	9.00	9.40	—	—	7330	—	—	7332	—	7333	—	7366	7334
2BK110	10.75	10.80	10.00	10.40	—	—	—	—	—	7335	—	7336	—	—	7337
2BK120	11.75	12.00	11.00	11.40	—	—	—	—	—	7339	—	7340	—	—	7341
2BK130	12.75	13.80	12.00	12.40	—	—	—	—	—	7367	—	7368	—	—	7369
2BK140	13.75	14.90	13.00	13.40	—	—	—	—	—	7342	—	7343	—	—	7344
2BK160	15.75	19.80	15.00	15.40	—	—	—	—	—	7345	—	7346	—	—	7347
2BK190	18.75	21.10	18.00	18.40	—	—	—	—	—	—	—	7349	—	—	7350

LIGHT DUTY V-BELT METAL

7 Pitch diameter is a reference diameter only.





## Light-Duty Sheaves - Variable Pitch

### Markets/Applications

Use with PowerRated® belts on light industrial HVAC, outdoor power equipment and appliance applications. Also try our Hi-Power® II A & B industrial belts.

### Features/Advantages

- Sheave grooves are precision machined.
- Single or double groove designs are available.



One-Groove



Two-Groove

### Product No. Series 7810

#### One Groove "3L" - "4L" - "5L" - Pitch

(For Use with No. 1 (3L) or No. 2 (4L) or No. 3 (5L) Section Truflex V-Belts)

Part No.	Outside Dia. (In.)	Wt. Ea. (Lbs.)	Pitch Diameter (In.)						Stock Bore (In.)									
			3L Min.	3L Max.	4L Min.	4L Max.	5L Min.	5L Max.	1/2	5/8	3/4	7/8	1	1 1/8	1 1/4	1 3/8	1 5/8	
			7810-	7810-	7810-	7810-	7810-	7810-	7810-	7810-	7810-	7810-	7810-	7810-	7810-	7810-	7810-	7810-
1VP25	2.32	1.23	1.40	2.20	—	—	—	—	1108	—	—	—	—	—	—	—	—	—
1VP30	2.87	1.27	1.80	2.70	—	—	—	—	1208	1210	1212	—	—	—	—	—	—	—
1VP34	3.15	1.55	1.70	2.50	1.90	2.90	2.40	3.20	1308	1310	1312	1314	—	—	—	—	—	—
1VP40	3.75	2.10	2.30	3.10	2.40	3.40	2.70	2.70	1408	1410	1412	1414	—	—	—	—	—	—
1VP44	4.15	2.95	2.70	3.50	2.80	3.80	3.10	4.10	1508	1510	1512	1514	1516	1518	—	—	—	—
1VP50	4.75	3.75	3.30	4.10	3.40	4.40	3.70	4.70	1608	1610	1612	1614	1616	1618	—	—	—	—
1VP56	5.35	4.84	3.90	4.70	4.00	5.00	4.30	5.30	1708	1710	1712	1714	1716	1718	—	—	—	—
1VP60	6	6.05	—	—	4.20	5.20	4.30	5.50	—	—	1722	1724	—	1728	—	—	—	—
1VP62	5.95	6.15	4.50	5.30	4.60	5.60	4.90	5.90	—	1810	1812	1814	1816	1818	1822	—	—	—
1VP65	6.5	3.80	—	—	4.70	5.70	4.80	6.00	—	—	1832	1834	—	1838	—	—	—	—
1VP68	6.55	8.35	5.10	5.90	5.20	6.20	5.50	6.50	—	1840	1842	1844	1846	1848	1852	—	—	—
1VP71	7.1	8.90	—	—	5.30	6.30	5.40	6.60	—	—	1882	1884	—	1888	—	—	—	—
1VP75	7.5	8.55	—	—	5.70	6.70	5.80	7.00	—	—	1862	1864	—	1868	—	—	—	—

#### Two Groove "3L" - "4L" - "5L" - Pitch

(For Use with No. 1 (3L) or No. 2 (4L) or No. 3 (5L) Section Truflex V-Belts)

Part No.	Outside Dia. (In.)	Wt. Ea. (Lbs.)	Pitch Diameter (In.)						Stock Bore (In.)									
			3L Min.	3L Max.	4L Min.	4L Max.	5L Min.	5L Max.	1/2	5/8	3/4	7/8	1	1 1/8	1 1/4	1 3/8	1 5/8	
			7810-	7810-	7810-	7810-	7810-	7810-	7810-	7810-	7810-	7810-	7810-	7810-	7810-	7810-	7810-	7810-
2VP36	3.35	3.45	1.90	2.70	2.00	3.00	2.50	3.50	4358	4360	4362	4364	4366	—	—	—	—	—
2VP42	3.95	4.30	2.50	3.30	2.60	3.60	2.90	3.90	—	4420	4422	4424	4426	4428	—	—	—	—
2VP50	4.75	6.00	3.30	4.10	3.40	4.40	3.70	4.70	—	4610	4612	4614	4616	4618	—	—	—	—
2VP56	5.35	7.50	3.90	4.70	4.00	5.00	4.30	5.30	—	4720	—	4724	4726	4728	—	—	—	—
2VP60	6	11.45	—	—	4.20	5.20	4.30	5.50	—	—	4742	4744	—	4748	—	4752	—	—
2VP62	5.95	11.50	4.50	5.30	4.60	5.60	4.90	5.90	—	—	4812	4814	4816	4818	4830	4832	—	—
2VP65	6.5	12.70	—	—	4.70	5.70	4.80	6.00	—	—	4822	4824	—	4828	—	4829	—	—
2VP68	6.55	13.60	5.10	5.90	5.20	6.20	5.50	6.50	—	—	—	4844	4846	4848	—	4852	—	—
2VP71	7.1	15.70	—	—	5.30	6.30	5.40	6.60	—	—	4882	4884	—	4888	—	4892	—	—
2VP75	7.5	16.15	—	—	5.70	6.70	5.80	7.00	—	—	4862	4864	—	4868	—	4872	—	—

LIGHT DUTY V-BELT METAL

9 Pitch diameter is a reference diameter only. The minimum recommended pitch diameters should be observed for the specific belt section used.  
0 Available Until Stock Depleted.





## Light-Duty Sheaves - H Bushed

### Markets/Applications

Use with Truflex® belts.

### Features/Advantages

- Sheave grooves are precision machined.

### Notes

H Type bushings are sold separately.

Sheaves up to 4.45" diameter are Solid Type.

Sheaves with diameters from 4.75" to 5.45" are Web Type.

Sheaves with diameters larger than 5.45" are Spoke Type.



### Product No. Series 7801

#### One Groove "3L" - "4L" Taper Bushed

(For Use with No. 1 (3L) or No. 2 (4L) Section Truflex V-Belts)

Part No.	Product No.	Outside Dia. (In.)	Pitch Diameter (In.)		Wt. Ea. (Lbs.)
			3L	4L	
○ AK30H	7801-0030	3.05	2.46	2.80	1.05
○ AK32H	7801-0032	3.25	2.66	3.00	1.50
○ AK39H	7801-0100	3.75	3.16	3.50	1.65
○ AK41H	7801-0101	3.95	3.36	3.70	1.85
○ AK44H	7801-0102	4.25	3.66	4.00	2.20
○ AK46H	7801-0103	4.45	3.86	4.20	2.10
○ AK49H	7801-0104	4.75	4.16	4.50	2.15
○ AK51H	7801-0105	4.95	4.36	4.70	2.35
○ AK54H	7801-0106	5.25	4.66	5.00	2.50
○ AK56H	7801-0107	5.45	4.86	5.20	2.90
○ AK59H	7801-0108	5.75	5.16	5.50	3.20
○ AK61H	7801-0109	5.95	5.36	5.70	2.75
○ AK64H	7801-0110	6.25	5.66	6.00	3.05
○ AK66H	7801-0111	6.45	5.86	6.20	3.40
○ AK69H	7801-0112	6.75	6.16	6.50	3.20
○ AK71H	7801-0113	6.95	6.36	6.70	3.50
○ AK74H	7801-0114	7.25	6.66	7.00	3.45
○ AK79H	7801-0115	7.75	7.16	7.50	3.50
○ AK84H	7801-0118	8.75	7.66	8.00	4.05
○ AK89H	7801-0116	8.25	8.16	8.50	4.45
○ AK94H	7801-0120	9.25	8.66	9.00	4.75
○ AK99H	7801-0121	9.75	9.16	9.50	5.10
○ AK104H	7801-0122	10.25	9.66	10.00	4.95
○ AK114H	7801-0124	11.25	10.66	11.00	6.15
○ AK124H	7801-0126	12.25	11.66	12.00	8.05
○ AK134H	7801-0128	13.25	12.66	13.00	8.90
○ AK144H	7801-0130	14.25	13.66	14.00	9.30
○ AK154H	7801-0131	15.25	14.66	15.00	10.60

#### One Groove "4L" - "5L" Taper Bushed

(For Use with No. 2 (4L) or No. 3 (5L) Section Truflex V-Belts)

Part No.	Product No.	Outside Dia. (In.)	Pitch Diameter (In.)		Wt. Ea. (Lbs.)
			4L	5L	
○ BK30H	7801-0140	3.15	2.40	2.80	1.40
○ BK32H	7801-0142	3.35	2.60	3.00	1.45
○ BK34H	7801-0144	3.55	2.80	3.20	1.80
○ BK36H	7801-0150	3.75	3.00	3.40	1.55
○ BK40H	7801-0151	3.95	3.20	3.60	1.80
○ BK45H	7801-0152	4.25	3.50	3.90	2.20
○ BK47H	7801-0153	4.45	3.70	4.10	2.00
○ BK50H	7801-0154	4.75	4.00	4.40	2.20
○ BK52H	7801-0155	4.95	4.20	4.60	2.45
○ BK55H	7801-0156	5.25	4.50	4.90	2.97
○ BK57H	7801-0157	5.45	4.70	5.10	3.00
○ BK60H	7801-0158	5.75	5.00	5.40	3.85
○ BK62H	7801-0159	5.95	5.20	5.60	2.86

<sup>7</sup> Pitch diameter is a reference diameter only.

0 Available Until Stock Depleted.

LIGHT DUTY V-BELT METAL





## Light-Duty Sheaves - H Bushed

### Product No. Series 7801 (continued)

#### One Groove "4L" - "5L" Taper Bushed (continued)

Part No.	Product No.	Outside Dia. (In.)	Pitch Diameter (In.)		Wt. Ea. (Lbs.)
			4L	5L	
◦ BK65H	7801-0160	6.25	5.50	5.90	4.15
◦ BK67H	7801-0161	6.45	5.70	6.10	3.90
◦ BK70H	7801-0162	6.75	6.00	6.40	3.15
◦ BK72H	7801-0163	6.95	6.20	6.60	3.75
◦ BK75H	7801-0164	7.25	6.50	6.90	4.20
◦ BK77H	7801-0165	7.45	6.70	7.10	4.00
◦ BK80H	7801-0166	7.75	7.00	7.40	4.05
◦ BK85H	7801-0168	8.25	7.50	7.90	4.55
◦ BK90H	7801-0169	8.75	8.00	8.40	4.73
◦ BK95H	7801-0170	9.25	8.50	8.90	5.45
◦ BK100H	7801-0171	9.75	9.00	9.40	6.30
◦ BK105H	7801-0172	10.25	9.50	9.90	5.80
◦ BK110H	7801-0173	10.75	10.00	10.40	6.85
◦ BK115H	7801-0174	11.25	10.50	10.90	6.95
◦ BK120H	7801-0175	11.75	11.00	11.40	7.15
◦ BK130H	7801-0177	12.75	12.00	12.40	9.20
◦ BK140H	7801-0179	13.75	13.00	13.40	8.65
◦ BK150H	7801-0180	14.75	14.00	14.40	10.45
◦ BK160H	7801-0182	15.75	15.00	15.40	11.35
◦ BK190H	7801-0184	18.75	18.00	18.40	14.20

#### Two Groove "3L" - "4L" Taper Bushed

(For Use with No. 1 (3L) or No. 2 (4L) Section Truflex V-Belts)

Part No.	Product No.	Outside Dia. (In.)	Pitch Diameter (In.)		Wt. Ea. (Lbs.)
			3L	4L	
◦ 2AK30H	7801-0197	3.05	2.46	2.80	1.50
◦ 2AK32H	7801-0198	3.25	2.66	3.00	1.90
◦ 2AK34H	7801-0199	3.45	2.86	3.20	1.65
◦ 2AK39H	7801-0200	3.75	3.16	3.50	2.05
◦ 2AK41H	7801-0201	3.95	3.36	3.70	2.40
◦ 2AK44H	7801-0202	4.25	3.66	4.00	2.60
◦ 2AK46H	7801-0203	4.45	3.86	4.20	2.80
◦ 2AK49H	7801-0204	4.75	4.16	4.50	3.25
◦ 2AK51H	7801-0205	4.95	4.36	4.70	3.05
◦ 2AK54H	7801-0206	5.25	4.66	5.00	3.80
◦ 2AK56H	7801-0207	5.45	4.86	5.20	4.15
◦ 2AK59H	7801-0208	5.75	5.16	5.50	4.20
◦ 2AK61H	7801-0209	5.95	5.36	5.70	4.65
◦ 2AK64H	7801-0210	6.25	5.66	6.00	4.60
◦ 2AK74H	7801-0214	7.25	6.66	7.00	5.60
◦ 2AK84H	7801-0218	8.25	7.66	8.00	6.95
◦ 2AK94H	7801-0220	9.25	8.66	9.00	8.10
◦ 2AK104H	7801-0222	10.25	9.66	10.00	9.05
◦ 2AK114H	7801-0224	11.25	10.66	11.00	10.80
◦ 2AK124H	7801-0226	12.25	11.66	12.00	11.70
◦ 2AK134H	7801-0228	13.25	12.66	13.00	12.00
◦ 2AK144H	7801-0230	14.25	13.66	14.00	14.10
◦ 2AK154H	7801-0231	15.25	14.66	15.00	18.30
◦ 2AK184H	7801-0233	18.25	17.66	18.00	18.00

#### Two Groove "4L" - "5L" Taper Bushed

(For Use with No. 2 (4L) or No. 3 (5L) Section Truflex V-Belts)

Part No.	Product No.	Outside Dia. (In.)	Pitch Diameter (In.)		Wt. Ea. (Lbs.)
			4L	5L	
◦ 2BK32H	7801-0248	3.35	2.60	3.00	2.25
◦ 2BK34H	7801-0249	3.55	2.80	3.20	2.50
◦ 2BK36H	7801-0250	3.75	3.00	3.40	2.85
◦ 2BK40H	7801-0251	3.95	3.20	3.60	2.25
◦ 2BK45H	7801-0252	4.25	3.50	3.90	3.40
◦ 2BK47H	7801-0253	4.45	3.70	4.10	3.25
◦ 2BK50H	7801-0254	4.75	4.00	4.40	4.20
◦ 2BK52H	7801-0255	4.95	4.20	4.60	4.25
◦ 2BK55H	7801-0256	5.25	4.50	4.90	4.40
◦ 2BK57H	7801-0257	5.45	4.70	5.10	4.55

7 Pitch diameter is a reference diameter only.

0 Available Until Stock Depleted.

LIGHT DUTY V-BELT METAL







## Light-Duty Sheaves - H Bushed

### Product No. Series 7801 (continued)

#### Two Groove "4L" - "5L" Taper Bushed (continued)

Part No.	Product No.	Outside Dia. (In.)	Pitch Diameter (In.)		Wt. Ea. (Lbs.)
			4L	5L	
◦ 2BK60H	7801-0258	5.75	5.00	5.40	4.85
◦ 2BK62H	7801-0259	5.95	5.20	5.60	5.00
◦ 2BK65H	7801-0260	6.25	5.50	5.90	5.75
◦ 2BK67H	7801-0261	6.45	5.70	6.10	5.80
◦ 2BK70H	7801-0262	6.75	6.00	6.40	6.40
◦ 2BK80H	7801-0266	7.75	7.00	7.40	3.74
◦ 2BK90H	7801-0269	8.75	8.00	8.40	8.25
◦ 2BK100H	7801-0271	9.75	9.00	9.40	10.85
◦ 2BK110H	7801-0273	10.75	10.00	10.40	12.55
◦ 2BK120H	7801-0275	11.75	11.00	11.40	11.75
◦ 2BK130H	7801-0277	12.75	12.00	12.40	7.59
◦ 2BK140H	7801-0279	13.75	13.00	13.40	9.20
◦ 2BK160H	7801-0282	15.75	15.00	15.40	9.10
◦ 2BK190H	7801-0284	18.75	18.00	18.40	14.08

LIGHT DUTY V-BELT METAL

0 Available Until Stock Depleted.





## Light-Duty Sheaves - QT Bushed

### Markets/Applications

Use with Truflex® belts.

### Features/Advantages

- Sheave grooves are precision machined.

#### Notes

QT Type bushings are sold separately.

Sheave Type	Outside Diameter (In.)			
	AK	BK	2AK	2BK
Solid	Up to 3.25	Up to 3.55	Up to 3.75	Up to 4.25
Web	3.45 - 5.75	3.75 - 6.45	3.95 - 5.45	4.45 - 5.95
Spoke	≥ 5.95	≥ 6.75	≥ 5.75	6.25

### Product No. Series 7819

#### One Groove "3L" - "4L" Taper Bushed

(For use with No. 1 (3L) or No. 2 (4L) Section Truflex V-Belts)

Part No.	Product No.	Outside Dia. (In.)	Pitch Diameter (In.)		Wt. Ea. (Lbs.)
			3L	4L	
AK30QT	7819-0030	3.05	2.46	2.80	1.30
AK32QT	7819-0032	3.25	2.66	3.00	1.40
AK34QT	7819-0034	3.45	2.86	3.20	1.00
AK39QT	7819-0100	3.75	3.16	3.50	1.30
AK41QT	7819-0101	3.95	3.36	3.70	1.50
AK44QT	7819-0102	4.25	3.66	4.00	2.00
AK46QT	7819-0103	4.45	3.86	4.20	1.80
AK49QT	7819-0104	4.75	4.16	4.50	2.00
AK51QT	7819-0105	4.95	4.36	4.70	2.10
AK54QT	7819-0106	5.25	4.66	5.00	2.40
AK56QT	7819-0107	5.45	4.86	5.20	2.50
AK59QT	7819-0108	5.75	5.16	5.50	2.80
AK61QT	7819-0109	5.95	5.36	5.70	2.20
AK64QT	7819-0110	6.25	5.66	6.00	2.30
AK66QT	7819-0111	6.45	5.86	6.20	2.40
AK69QT	7819-0112	6.75	6.16	6.50	2.50
AK71QT	7819-0113	6.95	6.36	6.70	2.80
AK74QT	7819-0114	7.25	6.66	7.00	3.20
AK79QT	7819-0115	7.75	7.16	7.50	3.40
AK84QT	7819-0118	8.25	7.66	8.00	3.60
AK89QT	7819-0116	8.75	8.16	8.50	3.90
AK94QT	7819-0120	9.25	8.66	9.00	4.20
AK99QT	7819-0121	9.75	9.16	9.50	4.40
AK104QT	7819-0122	10.25	9.66	10.00	4.70
AK109QT	7819-0123	10.75	10.16	10.50	4.90
AK114QT	7819-0124	11.25	10.66	11.00	5.20
AK124QT	7819-0126	12.25	11.66	12.00	6.10
AK134QT	7819-0128	13.25	12.66	13.00	6.60
AK144QT	7819-0130	14.25	13.66	14.00	7.60
AK154QT	7819-0131	15.25	14.66	15.00	9.30
AK184QT	7819-0133	18.25	17.66	18.00	10.60

#### One Groove "4L" - "5L" Taper Bushed

(For use with No. 2 (4L) or No. 3 (5L) Section Truflex V-Belts)

Part No.	Product No.	Outside Dia. (In.)	Pitch Diameter (In.)		Wt. Ea. (Lbs.)
			4L	5L	
BK30QT	7819-0140	3.15	2.40	2.80	1.40
BK32QT	7819-0142	3.35	2.60	3.00	1.50
BK34QT	7819-0144	3.55	2.80	3.20	1.70
BK36QT	7819-0150	3.75	3.00	3.40	1.40
BK40QT	7819-0151	3.95	3.20	3.60	1.60
BK45QT	7819-0152	4.25	3.50	3.90	2.00
BK47QT	7819-0153	4.45	3.70	4.10	1.90
BK50QT	7819-0154	4.75	4.00	4.40	2.10
BK52QT	7819-0155	4.95	4.20	4.60	2.20
BK55QT	7819-0156	5.25	4.50	4.90	2.50
BK57QT	7819-0157	5.45	4.70	5.10	2.60
BK60QT	7819-0158	5.75	5.00	5.40	2.90

<sup>7</sup> Pitch diameter is a reference diameter only.





## Light-Duty Sheaves - QT Bushed

### Product No. Series 7819 (continued)

#### One Groove "4L" - "5L" Taper Bushed (continued)

Part No.	Product No.	Outside Dia. (In.)	Pitch Diameter (In.)		Wt. Ea. (Lbs.)
			4L	5L	
BK62QT	7819-0159	5.95	5.20	5.60	3.10
BK65QT	7819-0160	6.25	5.50	5.90	3.40
BK67QT	7819-0161	6.45	5.70	6.10	3.60
BK70QT	7819-0162	6.75	6.00	6.40	2.90
BK72QT	7819-0163	6.95	6.20	6.60	3.00
BK75QT	7819-0164	7.25	6.50	6.90	3.20
BK77QT	7819-0165	7.45	6.70	7.10	3.40
BK80QT	7819-0166	7.75	7.00	7.40	3.70
BK85QT	7819-0168	8.25	7.50	7.90	4.00
BK90QT	7819-0169	8.75	8.00	8.40	4.30
BK95QT	7819-0170	9.25	8.50	8.90	4.60
BK100QT	7819-0171	9.75	9.00	9.40	4.90
BK105QT	7819-0172	10.25	9.50	9.90	5.30
BK110QT	7819-0173	10.75	10.00	10.40	5.60
BK115QT	7819-0174	11.25	10.50	10.90	5.90
BK120QT	7819-0175	11.75	11.00	11.40	6.20
BK130QT	7819-0177	12.75	12.00	13.00	7.30
BK140QT	7819-0179	13.75	13.00	13.40	8.20
BK150QT	7819-0180	14.75	14.00	14.40	9.00
BK160QT	7819-0182	15.75	15.00	15.40	9.70
BK190QT	7819-0184	18.75	18.00	18.40	11.70

#### Two Groove "3L" - "4L" Taper Bushed

(For use with No. 1 (3L) or No. 2 (4L) Section Truflex V-Belts)

Part No.	Product No.	Outside Dia. (In.)	Pitch Diameter (In.)		Wt. Ea. (Lbs.)
			3L	4L	
2AK30QT	7819-0197	3.05	2.46	2.80	1.70
2AK32QT	7819-0198	3.25	2.66	3.00	1.90
2AK34QT	7819-0199	3.45	2.86	3.20	1.50
2AK39QT	7819-0200	3.75	3.16	3.50	1.90
2AK41QT	7819-0201	3.95	3.36	3.70	2.10
2AK44QT	7819-0202	4.25	3.66	4.00	2.40
2AK46QT	7819-0203	4.45	3.86	4.20	2.60
2AK49QT	7819-0204	4.75	4.16	4.50	3.00
2AK51QT	7819-0205	4.95	4.36	4.70	3.30
2AK54QT	7819-0206	5.25	4.66	5.00	3.80
2AK56QT	7819-0207	5.45	4.86	5.20	4.10
2AK59QT	7819-0208	5.75	5.16	5.50	3.30
2AK61QT	7819-0209	5.95	5.36	5.70	3.40
2AK64QT	7819-0210	6.25	5.66	6.00	3.80
2AK74QT	7819-0214	7.25	6.66	7.00	4.60
2AK84QT	7819-0218	8.25	7.66	8.00	5.40
2AK94QT	7819-0220	9.25	8.66	9.00	6.20
2AK104QT	7819-0222	10.25	9.66	10.00	7.10
2AK114QT	7819-0224	11.25	10.66	11.00	7.80
2AK124QT	7819-0226	12.25	11.66	12.00	8.70
2AK134QT	7819-0228	13.25	12.66	13.00	9.50
2AK144QT	7819-0230	14.25	13.66	14.00	10.70
2AK154QT	7819-0231	15.25	14.66	15.00	12.30
2AK184QT	7819-0233	18.25	17.66	18.00	15.50

#### Two Groove "4L" - "5L" Taper Bushed

(For use with No. 2 (4L) or No. 3 (5L) Section Truflex V-Belts)

Part No.	Product No.	Outside Dia. (In.)	Pitch Diameter (In.)		Wt. Ea. (Lbs.)
			4L	5L	
2BK32QT	7819-0248	3.35	2.60	3.00	2.40
2BK34QT	7819-0249	3.55	2.80	3.20	2.60
2BK36QT	7819-0250	3.75	3.00	3.40	2.30
2BK40QT	7819-0251	3.95	3.20	3.60	2.60
2BK45QT	7819-0252	4.25	3.50	3.90	3.10
2BK47QT	7819-0253	4.45	3.70	4.10	3.40
2BK50QT	7819-0254	4.75	4.00	4.40	3.60
2BK52QT	7819-0255	4.95	4.20	4.60	3.90
2BK55QT	7819-0256	5.25	4.50	4.90	4.50

<sup>7</sup> Pitch diameter is a reference diameter only.





## Light-Duty Sheaves - QT Bushed

### Product No. Series 7819 (continued)

#### Two Groove "4L" - "5L" Taper Bushed (continued)

Part No.	Product No.	Outside Dia. (In.)	Pitch Diameter (In.)		Wt. Ea. (Lbs.)
			4L	5L	
2BK57QT	7819-0257	5.45	4.70	5.10	4.80
2BK60QT	7819-0258	5.75	5.00	5.40	5.30
2BK62QT	7819-0259	5.95	5.20	5.60	5.70
2BK65QT	7819-0260	6.25	5.50	5.90	4.90
2BK67QT	7819-0261	6.45	5.70	6.10	5.00
2BK70QT	7819-0262	6.75	6.00	6.40	5.40
2BK72QT	7819-0285	6.95	6.20	6.60	5.50
2BK80QT	7819-0266	7.75	7.00	7.40	6.60
2BK90QT	7819-0269	8.75	8.00	8.40	7.60
2BK100QT	7819-0271	9.75	9.00	9.40	8.90
2BK110QT	7819-0273	10.75	10.00	10.40	9.90
2BK120QT	7819-0275	11.75	11.00	11.40	11.00
2BK130QT	7819-0277	12.75	12.00	12.40	12.30
2BK140QT	7819-0279	13.75	13.00	13.40	13.40
2BK160QT	7819-0282	15.75	15.00	15.40	16.20
2BK190QT	7819-0284	18.75	18.00	18.40	20.00





## QD® Bushings - English Sizes

### Markets/Applications

Use with all QD style sheaves, sprockets and pulleys.

### Features/Advantages

- Bushings are made to precise tolerances.
- Available in popular bore sizes.

**WARNING:** Excessive cap-screw torque can cause sheave and/or bushing to break.  
Use of lubricants can result in sheave breakage.



BUSHINGS

**NOTE:** Bushings with standard keyseats do not include keys.

### Product No. Series 7838 & 7839

Part No.	Product No.	Bore (In.)	Wt. Ea. (Lbs.)
E.7/8	7839-1014	7/8	11.80
E 1.	7839-1100	1	11.65
E 1.1/16	7839-1101	1 1/16	11.50
E 1.1/8	7839-1102	1 1/8	11.46
E 1.3/16	7839-1103	1 3/16	11.40
E 1.1/4	7839-1104	1 1/4	11.33
E 1.5/16	7839-1105	1 5/16	11.26
E 1.3/8	7839-1106	1 3/8	11.13
E 1.7/16	7839-1107	1 7/16	10.94
E 1.1/2	7839-1108	1 1/2	10.86
E 1.5/8	7839-1110	1 5/8	10.69
E 1.11/16	7839-1111	1 11/16	10.56
E 1.3/4	7839-1112	1 3/4	10.46
E 1.7/8	7839-1114	1 7/8	10.16
E 1.15/16	7839-1115	1 15/16	9.99
E 2.	7839-1200	2	9.94
E 2.1/8	7839-1202	2 1/8	9.62
E 2.3/16	7839-1203	2 3/16	9.42
E 2.1/4	7839-1204	2 1/4	9.28
E 2.5/16	7839-1205	2 5/16	9.07
E 2.3/8	7839-1206	2 3/8	8.95
E 2.7/16	7839-1207	2 7/16	8.77
E 2.1/2	7839-1208	2 1/2	8.61
E 2.5/8	7839-1210	2 5/8	8.23
E 2.11/16	7839-1211	2 11/16	8.05
E 2.3/4	7839-1212	2 3/4	7.90
E 2.7/8	7839-1214	2 7/8	7.32
<sup>12</sup> E 2.15/16	7839-1215	2 15/16	7.53
<sup>12</sup> E 3.	7839-1300	3	7.31
<sup>12</sup> E 3.1/8	7839-1302	3 1/8	6.90
<sup>12</sup> E 3.3/16	7839-1303	3 3/16	6.69
<sup>12</sup> E 3.1/4	7839-1304	3 1/4	6.48
<sup>12</sup> E 3.5/16	7839-1305	3 5/16	6.10
<sup>12</sup> E 3.3/8	7839-1306	3 3/8	6.10
<sup>12</sup> E 3.7/16	7839-1307	3 7/16	5.86
<sup>12</sup> E 3.1/2	7839-1308	3 1/2	5.63
F 1.	7839-2100	1	19.41
F 1.1/8	7839-2102	1 1/8	19.15
F 1.3/16	7839-2103	1 3/16	18.00
F 1.1/4	7839-2104	1 1/4	18.99
F 1.3/8	7839-2106	1 3/8	18.68
F 1.7/16	7839-2107	1 7/16	18.56
F 1.1/2	7839-2108	1 1/2	18.48
<sup>N</sup> F 1.9/16	7839-2109	1 9/16	16.80
F 1.5/8	7839-2110	1 5/8	18.15
F 1.11/16	7839-2111	1 11/16	17.91

Part No.	Product No.	Bore (In.)	Wt. Ea. (Lbs.)
F 1.3/4	7839-2112	1 3/4	16.77
F 1.13/16	7839-2113	1 13/16	17.62
F 1.7/8	7839-2114	1 7/8	16.41
F 1.15/16	7839-2115	1 15/16	17.23
F 2.	7839-2200	2	16.97
F 2.1/8	7839-2202	2 1/8	16.70
F 2.3/16	7839-2203	2 3/16	16.54
F 2.1/4	7839-2204	2 1/4	16.25
F 2.5/16	7839-2205	2 5/16	15.96
F 2.3/8	7839-2206	2 3/8	15.79
F 2.7/16	7839-2207	2 7/16	15.56
F 2.1/2	7839-2208	2 1/2	15.37
F 2.5/8	7839-2210	2 5/8	14.86
F 2.11/16	7839-2211	2 11/16	13.42
F 2.3/4	7839-2212	2 3/4	14.37
F 2.13/16	7839-2213	2 13/16	14.00
F 2.7/8	7839-2214	2 7/8	13.75
F 2.15/16	7839-2215	2 15/16	13.47
F 3.	7839-2300	3	13.20
F 3.1/8	7839-2302	3 1/8	12.67
F 3.3/16	7839-2303	3 3/16	14.00
F 3.1/4	7839-2304	3 1/4	12.00
<sup>12</sup> F 3.3/8	7839-2306	3 3/8	12.05
<sup>12</sup> F 3.7/16	7839-2307	3 7/16	11.73
<sup>12</sup> F 3.1/2	7839-2308	3 1/2	11.17
<sup>12</sup> F 3.5/8	7839-2310	3 5/8	10.53
<sup>12</sup> F 3.11/16	7839-2311	3 11/16	14.00
<sup>12</sup> F 3.3/4	7839-2312	3 3/4	9.89
<sup>12</sup> F 3.7/8	7839-2314	3 7/8	9.26
<sup>12</sup> F 3.15/16	7839-2315	3 15/16	8.11
<sup>13</sup> F 4.	7839-2400	4	7.96
J 1.1/2	7839-3108	1 1/2	28.97
J 1.5/8	7839-3110	1 5/8	28.61
J 1.3/4	7839-3112	1 3/4	28.28
J 1.7/8	7839-3114	1 7/8	27.79
J 1.15/16	7839-3115	1 15/16	27.53
J 2.	7839-3200	2	27.33
J 2.1/8	7839-3202	2 1/8	26.74
J 2.3/16	7839-3203	2 3/16	26.37
J 2.1/4	7839-3204	2 1/4	26.32
J 2.3/8	7839-3206	2 3/8	25.65
J 2.7/16	7839-3207	2 7/16	25.38
J 2.1/2	7839-3208	2 1/2	25.05
J 2.5/8	7839-3210	2 5/8	24.50
J 2.11/16	7839-3211	2 11/16	24.18
J 2.3/4	7839-3212	2 3/4	23.86

<sup>12</sup> Shallow keyway.

<sup>13</sup> No keyway.

<sup>N</sup> New Product





## QD® Bushings - English Sizes

### Product No. Series 7838 & 7839 (continued)

BUSHINGS

Part No.	Product No.	Bore (In.)	Wt. Ea. (Lbs.)
J 2.7/8	7839-3214	2 7/8	23.15
J 2.15/16	7839-3215	2 15/16	22.73
J 3.	7839-3300	3	22.43
J 3.1/8	7839-3302	3 1/8	21.68
J 3.3/16	7839-3303	3 3/16	21.35
J 3.1/4	7839-3304	3 1/4	20.98
J 3.3/8	7839-3306	3 3/8	20.10
J 3.7/16	7839-3307	3 7/16	19.71
J 3.1/2	7839-3308	3 1/2	19.25
J 3.5/8	7839-3310	3 5/8	18.44
J 3.11/16	7839-3311	3 11/16	18.04
J 3.3/4	7839-3312	3 3/4	17.62
<sup>12</sup> J 3.7/8	7839-3314	3 7/8	17.80
<sup>12</sup> J 3.15/16	7839-3315	3 15/16	17.14
<sup>12</sup> J 4.	7839-3400	4	16.62
<sup>12</sup> J 4.1/8	7839-3402	4 1/8	15.69
<sup>12</sup> J 4.3/16	7839-3403	4 3/16	14.55
<sup>12</sup> J 4.1/4	7839-3404	4 1/4	14.68
<sup>12</sup> J 4.3/8	7839-3406	4 3/8	14.00
<sup>12</sup> J 4.7/16	7839-3407	4 7/16	13.18
<sup>12</sup> J 4.1/2	7839-3408	4 1/2	12.67
JA.1/2	7838-0008	1/2	.46
JA.9/16	7838-0009	9/16	.46
JA.5/8	7838-0010	5/8	.45
JA.11/16	7838-0011	11/16	.43
JA.3/4	7838-0012	3/4	.41
JA.13/16	7838-0013	13/16	.40
JA.7/8	7838-0014	7/8	.37
JA.15/16	7838-0015	15/16	.35
JA 1.	7838-0100	1	.33
<sup>12</sup> JA 1.1/16	7838-0101	1 1/16	.34
<sup>12</sup> JA 1.1/8	7838-0102	1 1/8	.31
<sup>12</sup> JA 1.3/16	7838-0103	1 3/16	.29
<sup>13</sup> JA 1.1/4	7838-0104	1 1/4	.25
M 2.	7839-4200	2	62.49
M 2.3/16	7839-4203	2 3/16	61.38
M 2.3/8	7839-4206	2 3/8	60.32
M 2.7/16	7839-4207	2 7/16	59.97
M 2.1/2	7839-4208	2 1/2	59.48
M 2.5/8	7839-4210	2 5/8	58.69
M 2.11/16	7839-4211	2 11/16	47.80
M 2.3/4	7839-4212	2 3/4	57.86
M 2.7/8	7839-4214	2 7/8	29.07
M 2.15/16	7839-4215	2 15/16	56.17
M 3.	7839-4300	3	55.55
M 3.1/8	7839-4302	3 1/8	54.00
M 3.3/16	7839-4303	3 3/16	53.84
M 3.1/4	7839-4304	3 1/4	53.42
M 3.3/8	7839-4306	3 3/8	52.21
M 3.7/16	7839-4307	3 7/16	51.61
M 3.1/2	7839-4308	3 1/2	51.12
M 3.5/8	7839-4310	3 5/8	50.08
M 3.11/16	7839-4311	3 11/16	49.00
M 3.3/4	7839-4312	3 3/4	48.47
M 3.7/8	7839-4314	3 7/8	47.03
M 3.15/16	7839-4315	3 15/16	46.26
M 4.	7839-4400	4	47.80
M 4.1/8	7839-4402	4 1/8	44.24
M 4.3/16	7839-4403	4 3/16	43.64
M 4.1/4	7839-4404	4 1/4	42.81
M 4.3/8	7839-4406	4 3/8	41.46
M 4.7/16	7839-4407	4 7/16	40.60
M 4.1/2	7839-4408	4 1/2	39.89
M 4.11/16	7839-4411	4 11/16	36.98

Part No.	Product No.	Bore (In.)	Wt. Ea. (Lbs.)
M 4.3/4	7839-4412	4 3/4	36.25
<sup>12</sup> M 4.7/8	7839-4414	4 7/8	36.89
<sup>12</sup> M 4.15/16	7839-4415	4 15/16	36.78
<sup>12</sup> M 5.	7839-4500	5	35.49
<sup>12</sup> M 5.1/4	7839-4504	5 1/4	31.80
<sup>12</sup> M 5.7/16	7839-4507	5 7/16	29.06
<sup>12</sup> M 5.1/2	7839-4508	5 1/2	28.04
N 2.15/16	7839-5215	2 15/16	80.00
N 3.7/16	7839-5307	3 7/16	80.00
N 3.3/4	7839-5312	3 3/4	80.00
N 3.7/8	7839-5314	3 7/8	80.00
N 3.15/16	7839-5315	3 15/16	80.00
N 4.	7839-5400	4	80.00
N 4.3/16	7839-5403	4 3/16	80.00
N 4.1/4	7839-5404	4 1/4	80.00
N 4.7/16	7839-5407	4 7/16	64.23
N 4.1/2	7839-5408	4 1/2	60.00
N 4.3/4	7839-5412	4 3/4	80.00
N 4.7/8	7839-5414	4 7/8	80.00
N 4.15/16	7839-5415	4 15/16	56.06
N 5.	7839-5500	5	54.89
<sup>12</sup> N 5.1/2	7839-5508	5 1/2	49.02
<sup>12</sup> N 5.7/8	7839-5514	5 7/8	44.00
P 3.7/16	7839-6307	3 7/16	134.00
P 4.7/16	7839-6407	4 7/16	114.00
P 4.1/2	7839-6408	4 1/2	125.00
P 4.15/16	7839-6415	4 15/16	104.00
<sup>N</sup> P 5.	7839-6500	5	108.80
P 5.1/2	7839-6508	5 1/2	125.00
P 5.15/16	7839-6515	5 15/16	86.84
<sup>12</sup> P 6.	7839-6600	6	70.00
<sup>12</sup> P 7.	7839-6700	7	68.00
SD.1/2	7838-3008	1/2	2.07
SD.9/16	7838-3009	9/16	2.05
SD.5/8	7838-3010	5/8	2.03
SD.11/16	7838-3011	11/16	2.00
SD.3/4	7838-3012	3/4	1.96
SD.13/16	7838-3013	13/16	2.01
SD.7/8	7838-3014	7/8	1.88
SD.15/16	7838-3015	15/16	1.85
SD 1.	7838-3100	1	1.80
SD 1.1/16	7838-3101	1 1/16	1.79
SD 1.1/8	7838-3102	1 1/8	1.72
SD 1.3/16	7838-3103	1 3/16	1.67
SD 1.1/4	7838-3104	1 1/4	1.62
SD 1.5/16	7838-3105	1 5/16	1.55
SD 1.3/8	7838-3106	1 3/8	1.50
SD 1.7/16	7838-3107	1 7/16	1.44
SD 1.1/2	7838-3108	1 1/2	1.36
SD 1.9/16	7838-3109	1 9/16	1.29
SD 1.5/8	7838-3110	1 5/8	1.29
<sup>12</sup> SD 1.11/16	7838-3111	1 11/16	1.27
<sup>12</sup> SD 1.3/4	7838-3112	1 3/4	1.28
<sup>12</sup> SD 1.13/16	7838-3113	1 13/16	1.15
<sup>12</sup> SD 1.7/8	7838-3114	1 7/8	1.07
<sup>12</sup> SD 1.15/16	7838-3115	1 15/16	1.00
<sup>13</sup> SD 2.	7838-3200	2	1.30
SDS.1/2	7838-2008	1/2	1.65
SDS.9/16	7838-2009	9/16	1.65
SDS.5/8	7838-2010	5/8	1.61
SDS.11/16	7838-2011	11/16	1.60
SDS.3/4	7838-2012	3/4	1.58
SDS.13/16	7838-2013	13/16	1.54
SDS.7/8	7838-2014	7/8	1.54

<sup>12</sup> Shallow keyway.

<sup>13</sup> No keyway.

N New Product





## QD® Bushings - English Sizes

### Product No. Series 7838 & 7839 (continued)

Part No.	Product No.	Bore (In.)	Wt. Ea. (Lbs.)
SDS.15/16	7838-2015	15/16	1.50
SDS 1.	7838-2100	1	1.46
SDS 1.1/16	7838-2101	1 1/16	1.43
SDS 1.1/8	7838-2102	1 1/8	1.38
SDS 1.3/16	7838-2103	1 3/16	1.36
SDS 1.1/4	7838-2104	1 1/4	1.32
SDS 1.5/16	7838-2105	1 5/16	1.26
SDS 1.3/8	7838-2106	1 3/8	1.24
SDS 1.7/16	7838-2107	1 7/16	1.19
SDS 1.1/2	7838-2108	1 1/2	1.15
SDS 1.9/16	7838-2109	1 9/16	1.11
SDS 1.5/8	7838-2110	1 5/8	1.08
<sup>12</sup> SDS 1.11/16	7838-2111	1 11/16	1.08
<sup>12</sup> SDS 1.3/4	7838-2112	1 3/4	1.02
<sup>12</sup> SDS 1.13/16	7838-2113	1 13/16	.98
<sup>12</sup> SDS 1.7/8	7838-2114	1 7/8	.92
<sup>12</sup> SDS 1.15/16	7838-2115	1 15/16	.87
<sup>13</sup> SDS 2.	7838-2200	2	.77
SF.1/2	7838-5008	1/2	5.27
SF.5/8	7838-5010	5/8	5.22
<sup>0</sup> SF.11/16	7838-5011	11/16	5.20
SF.3/4	7838-5012	3/4	5.17
SF.7/8	7838-5014	7/8	5.08
SF.15/16	7838-5015	15/16	5.05
SF 1.	7838-5100	1	5.00
SF 1.1/8	7838-5102	1 1/8	4.90
SF 1.3/16	7838-5103	1 3/16	4.83
SF 1.1/4	7838-5104	1 1/4	4.77
SF 1.5/16	7838-5105	1 5/16	4.71
SF 1.3/8	7838-5106	1 3/8	4.61
SF 1.7/16	7838-5107	1 7/16	4.57
SF 1.1/2	7838-5108	1 1/2	4.48
SF 1.9/16	7838-5109	1 9/16	4.42
SF 1.5/8	7838-5110	1 5/8	4.32
SF 1.11/16	7838-5111	1 11/16	4.31
SF 1.3/4	7838-5112	1 3/4	4.16
SF 1.13/16	7838-5113	1 13/16	4.06
SF 1.7/8	7838-5114	1 7/8	4.00
SF 1.15/16	7838-5115	1 15/16	3.87
SF 2.	7838-5200	2	3.78
SF 2.1/16	7838-5201	2 1/16	3.70
SF 2.1/8	7838-5202	2 1/8	3.57
SF 2.3/16	7838-5203	2 3/16	3.45
SF 2.1/4	7838-5204	2 1/4	3.38
SF 2.5/16	7838-5205	2 5/16	3.32
<sup>12</sup> SF 2.3/8	7838-5206	2 3/8	3.39
<sup>12</sup> SF 2.7/16	7838-5207	2 7/16	3.26
<sup>12</sup> SF 2.1/2	7838-5208	2 1/2	3.16
<sup>12</sup> SF 2.5/8	7838-5210	2 5/8	2.91
<sup>12</sup> SF 2.11/16	7838-5211	2 11/16	2.72
<sup>12</sup> SF 2.3/4	7838-5212	2 3/4	2.59
<sup>12</sup> SF 2.13/16	7838-5213	2 13/16	3.50
<sup>13</sup> SF 2.7/8	7838-5214	2 7/8	2.35
<sup>13</sup> SF 2.15/16	7838-5215	2 15/16	2.22

Part No.	Product No.	Bore (In.)	Wt. Ea. (Lbs.)
SH.1/2	7838-1008	1/2	1.16
SH.9/16	7838-1009	9/16	1.14
SH.5/8	7838-1010	5/8	1.14
SH.11/16	7838-1011	11/16	1.14
SH.3/4	7838-1012	3/4	1.10
SH .13/16	7838-1013	13/16	1.07
SH.7/8	7838-1014	7/8	1.04
SH.15/16	7838-1015	15/16	1.00
SH 1.	7838-1100	1	.98
SH 1.1/16	7838-1101	1 1/16	.94
SH 1.1/8	7838-1102	1 1/8	.91
SH 1.3/16	7838-1103	1 3/16	.88
SH 1.1/4	7838-1104	1 1/4	.84
SH 1.5/16	7838-1105	1 5/16	.82
SH 1.3/8	7838-1106	1 3/8	.80
<sup>12</sup> SH 1.7/16	7838-1107	1 7/16	.79
<sup>12</sup> SH 1.1/2	7838-1108	1 1/2	.75
<sup>12</sup> SH 1.9/16	7838-1109	1 9/16	.90
<sup>12</sup> SH 1.5/8	7838-1110	1 5/8	.64
<sup>13</sup> SH 1.11/16	7838-1111	1 11/16	.55
SK.1/2	7838-4008	1/2	3.77
SK.5/8	7838-4010	5/8	3.72
SK.11/16	7838-4011	11/16	3.70
SK.3/4	7838-4012	3/4	3.61
SK.13/16	7838-4013	13/16	3.53
SK.7/8	7838-4014	7/8	3.58
SK.15/16	7838-4015	15/16	3.52
SK 1.	7838-4100	1	3.45
SK 1.1/16	7838-4101	1 1/16	3.41
SK 1.1/8	7838-4102	1 1/8	3.37
SK 1.3/16	7838-4103	1 3/16	3.31
SK 1.1/4	7838-4104	1 1/4	3.31
SK 1.5/16	7838-4105	1 5/16	3.18
SK 1.3/8	7838-4106	1 3/8	3.12
SK 1.7/16	7838-4107	1 7/16	3.08
SK 1.1/2	7838-4108	1 1/2	3.00
SK 1.9/16	7838-4109	1 9/16	2.95
SK 1.5/8	7838-4110	1 5/8	2.86
SK 1.11/16	7838-4111	1 11/16	2.79
SK 1.3/4	7838-4112	1 3/4	2.88
SK 1.13/16	7838-4113	1 13/16	2.62
SK 1.7/8	7838-4114	1 7/8	2.50
SK 1.15/16	7838-4115	1 15/16	2.42
SK 2.	7838-4200	2	2.32
SK 2.1/16	7838-4201	2 1/16	2.26
SK 2.1/8	7838-4202	2 1/8	2.17
<sup>12</sup> SK 2.3/16	7838-4203	2 3/16	2.21
<sup>12</sup> SK 2.1/4	7838-4204	2 1/4	2.09
<sup>12</sup> SK 2.5/16	7838-4205	2 5/16	1.50
<sup>12</sup> SK 2.3/8	7838-4206	2 3/8	1.91
<sup>12</sup> SK 2.7/16	7838-4207	2 7/16	1.81
<sup>12</sup> SK 2.1/2	7838-4208	2 1/2	2.00
<sup>N</sup> SK 2.9/16	7838-4209	2 9/16	1.30
<sup>13</sup> SK 2.5/8	7838-4210	2 5/8	1.32

BUSHINGS

<sup>12</sup> Shallow keyway.  
<sup>13</sup> No keyway.  
N New Product  
0 Available Until Stock Depleted.





## QD® VS Bushings - English Sizes

### Markets/Applications

For use with 5VS and 8VS Adjustable Speed Sheaves.

### Features/Advantages

- Available in Short Bore or Long Bore.
- Stocked in popular bore sizes.



### Product No. Series 7964

#### 5VS

Part No.	Product No.	Length (In.)	Bore (In.)	Wt. Ea. (Lbs.)
<sup>N</sup> 5VS-LB 2.3/8	7964-0001	8.46	2 3/8	13.00
<sup>N</sup> 5VS-LB 2.7/8	7964-0002	8.46	2 7/8	12.00
<sup>N</sup> 5VS-LB 3.3/8	7964-0003	7.00	3 3/8	6.00
<sup>N</sup> 5VS-SB 1.7/8	7964-0004	5.27	1 7/8	15.00
<sup>N</sup> 5VS-SB 2.1/8	7964-0005	5.27	2 1/8	13.00
<sup>N</sup> 5VS-SB 2.3/8	7964-0006	5.27	2 3/8	11.50
<sup>N</sup> 5VS-SB 2.7/8	7964-0007	5.27	2 7/8	9.00
<sup>N</sup> 5VS-SB 3.3/8	7964-0008	5.27	3 3/8	5.60

#### 8VS

Part No.	Product No.	Length (In.)	Bore (In.)	Wt. Ea. (Lbs.)
<sup>N</sup> 8VS-LB 3.3/8	7964-0009	12.36	3 3/8	53.00
<sup>N</sup> 8VS-LB 3.7/8	7964-0010	12.36	3 7/8	46.00
<sup>N</sup> 8VS-LB 4.3/8	7964-0011	12.36	4 3/8	35.00
<sup>N</sup> 8VS-SB 3.3/8	7964-0012	9.33	3 3/8	45.00
<sup>N</sup> 8VS-SB 3.7/8	7964-0013	9.33	3 7/8	38.00

<sup>N</sup> New Product







## QD® Bushings - Metric Sizes

### Markets/Applications

Use with all QD style sheaves, sprockets and pulleys.

### Features/Advantages

- Bushings are made to precise tolerances.
- Available in popular bore sizes.

**WARNING:** Excessive cap-screw torque can cause sheave and/or bushing to break.  
Use of lubricants can result in sheave breakage.



BUSHINGS

**NOTE:** Bushings with standard keyseats do not include keys.

### Product No. Series 7840 & 7841

Part No.	Product No.	Bore (mm)	Wt. Ea. (Lbs.)
E 50MM	7841-1200	50	10.15
E 60MM	7841-1206	60	9.03
J 55MM	7841-3203	55	26.40
J 70MM	7841-3212	70	21.00
SD 35MM	7840-3106	35	1.49
SD 42MM	7840-3111	42	1.18
SDS 24MM	7840-2015	24	1.50
SDS 25MM	7840-2100	25	1.47
SDS 28MM	7840-2101	28	1.40
SDS 30MM	7840-2103	30	1.35
SDS 35MM	7840-2106	35	1.22
SDS 38MM	7840-2108	38	1.00
SDS 42MM	7840-2111	42	1.02
SF 50MM	7840-5200	50	3.80
SF 60MM	7840-5206	60	3.14

Part No.	Product No.	Bore (mm)	Wt. Ea. (Lbs.)
SH 24MM	7840-1015	24	1.00
SH 28MM	7840-1101	28	.65
SH 30MM	7840-1103	30	.85
SH 35MM	7840-1106	35	1.00
SK 24MM	7840-4015	24	3.50
SK 25MM	7840-4100	25	3.48
SK 30MM	7840-4103	30	3.33
SK 32MM	7840-4104	32	3.22
SK 35MM	7840-4106	35	3.13
SK 38MM	7840-4108	38	3.00
SK 40MM	7840-4109	40	2.91
SK 42MM	7840-4111	42	2.80
SK 48MM	7840-4114	48	2.35
SK 50MM	7840-4200	50	2.39
SK 55MM	7840-4203	55	2.10

NOTE: Metric screws/threads are available on a MTO basis. Minimum lead times may be required.





## Taper-Lock® Bushings - English Sizes

### Markets/Applications

Use with all Taper-Lock style sheaves, sprockets and pulleys.

### Features/Advantages

- Bushings are made to precise tolerances.
- Available in popular bore sizes.



**NOTE: Bushings with standard keyseats do not include keys.**

### Product No. Series 7848, 7858 & 7859

Part No.	Product No.	Bore (In.)	Wt. Ea. (Lbs.)	Part No.	Product No.	Bore (In.)	Wt. Ea. (Lbs.)
1008.1/2	7858-0008	1/2	.27	1310.9/16	7848-4009	9/16	.64
1008.9/16	7858-0009	9/16	.25	1310.5/8	7848-4010	5/8	.63
1008.5/8	7858-0010	5/8	.24	1310.11/16	7848-4011	11/16	.62
1008.11/16	7858-0011	11/16	.23	1310.3/4	7848-4012	3/4	.61
1008.3/4	7858-0012	3/4	.21	1310.7/8	7848-4014	7/8	.56
1008.13/16	7858-0013	13/16	.20	1310 1.	7848-4100	1	.52
1008.7/8	7858-0014	7/8	.18	1310 1.1/16	7848-4101	1 1/16	.49
<sup>12</sup> 1008.15/16	7858-0015	15/16	.17	1310 1.1/8	7848-4102	1 1/8	.47
<sup>12</sup> 1008 1.	7858-0100	1	.15	1310 1.3/16	7848-4103	1 3/16	.44
1108.1/2	7858-0108	1/2	.31	1310 1.1/4	7848-4104	1 1/4	.41
1108.9/16	7858-0109	9/16	.31	1310 1.3/8	7848-4106	1 3/8	.35
1108.5/8	7858-0110	5/8	.29	1310 1.7/16	7848-4107	1 7/16	.40
1108.11/16	7858-0111	11/16	.28	1610.1/2	7858-1608	1/2	.85
1108.3/4	7858-0112	3/4	.27	1610.9/16	7858-1609	9/16	.85
1108.13/16	7858-0113	13/16	.25	1610.5/8	7858-1610	5/8	.83
1108.7/8	7858-0114	7/8	.24	1610.11/16	7858-1611	11/16	.83
1108.15/16	7858-0115	15/16	.21	1610.3/4	7858-1612	3/4	.79
1108 1.	7858-0200	1	.19	1610.13/16	7858-1613	13/16	.84
<sup>12</sup> 1108 1.1/16	7858-0201	1 1/16	.19	1610.7/8	7858-1614	7/8	.76
<sup>12</sup> 1108 1.1/8	7858-0202	1 1/8	.16	1610.15/16	7858-1615	15/16	.72
1210.1/2	7858-0508	1/2	.58	1610 1.	7858-1700	1	.71
1210.9/16	7858-0509	9/16	.56	1610 1.1/16	7858-1701	1 1/16	.69
1210.5/8	7858-0510	5/8	.54	1610 1.1/8	7858-1702	1 1/8	.66
1210.11/16	7858-0511	11/16	.53	1610 1.3/16	7858-1703	1 3/16	.63
1210.3/4	7858-0512	3/4	.52	1610 1.1/4	7858-1704	1 1/4	.61
1210.13/16	7858-0513	13/16	.49	1610 1.5/16	7858-1705	1 5/16	.57
1210.7/8	7858-0514	7/8	.48	1610 1.3/8	7858-1706	1 3/8	.54
1210.15/16	7858-0515	15/16	.47	1610 1.7/16	7858-1707	1 7/16	.50
1210 1.	7858-0600	1	.43	1610 1.1/2	7858-1708	1 1/2	.47
1210 1.1/16	7858-0601	1 1/16	.41	<sup>12</sup> 1610 1.9/16	7858-1709	1 9/16	.47
1210 1.1/8	7858-0602	1 1/8	.38	<sup>12</sup> 1610 1.5/8	7858-1710	1 5/8	.43
1210 1.3/16	7858-0603	1 3/16	.36	<sup>12</sup> 1610 1.11/16	7858-1711	1 11/16	.45
1210 1.1/4	7858-0604	1 1/4	.32	1615.1/2	7858-2008	1/2	1.24
1215.1/2	7858-1008	1/2	.82	1615.9/16	7858-2009	9/16	1.30
1215.9/16	7858-1009	9/16	.85	1615.5/8	7858-2010	5/8	1.20
1215.5/8	7858-1010	5/8	.78	1615.11/16	7858-2011	11/16	1.24
1215.11/16	7858-1011	11/16	.81	1615.3/4	7858-2012	3/4	1.16
1215.3/4	7858-1012	3/4	.75	1615.13/16	7858-2013	13/16	1.20
1215.13/16	7858-1013	13/16	.75	1615.7/8	7858-2014	7/8	1.11
1215.7/8	7858-1014	7/8	.68	1615.15/16	7858-2015	15/16	1.06
1215.15/16	7858-1015	15/16	.64	1615 1.	7858-2100	1	1.02
1215 1.	7858-1100	1	.61	1615 1.1/16	7858-2101	1 1/16	.99
1215 1.1/16	7858-1101	1 1/16	.57	1615 1.1/8	7858-2102	1 1/8	.95
1215 1.1/8	7858-1102	1 1/8	.54	1615 1.3/16	7858-2103	1 3/16	.91
1215 1.3/16	7858-1103	1 3/16	.49	1615 1.1/4	7858-2104	1 1/4	.87
1215 1.1/4	7858-1104	1 1/4	.45	1615 1.5/16	7858-2105	1 5/16	.82
1310.1/2	7848-4008	1/2	.66	1615 1.3/8	7858-2106	1 3/8	.77

<sup>12</sup> Shallow keyway.





## Taper-Lock® Bushings - English Sizes

### Product No. Series 7848, 7858 & 7859 (continued)

Part No.	Product No.	Bore (In.)	Wt. Ea. (Lbs.)	Part No.	Product No.	Bore (In.)	Wt. Ea. (Lbs.)
1615 1.7/16	7858-2107	1 7/16	.72	<sup>12</sup> 2517 2.11/16	7858-3211	2 11/16	1.43
1615 1.1/2	7858-2108	1 1/2	.66	2525 1.5/8	7859-1110	1 5/8	3.85
<sup>12</sup> 1615 1.9/16	7858-2109	1 9/16	.67	2525 1.15/16	7859-1115	1 15/16	3.28
<sup>12</sup> 1615 1.5/8	7858-2110	1 5/8	.60	2525 2.	7859-1200	2	3.17
<sup>12</sup> 1615 1.11/16	7858-2111	1 11/16	.62	2525 2.1/8	7859-1202	2 1/8	2.89
2012.1/2	7858-2508	1/2	1.63	2525 2.3/16	7859-1203	2 3/16	2.50
2012.9/16	7858-2509	9/16	1.61	<sup>12</sup> 2525 2.5/16	7859-1205	2 5/16	2.73
2012.5/8	7858-2510	5/8	1.59	<sup>12</sup> 2525 2.1/2	7859-1208	2 1/2	2.19
2012.11/16	7858-2511	11/16	1.57	3020.7/8	7859-6014	7/8	6.21
2012.3/4	7858-2512	3/4	1.15	3020.15/16	7859-6015	15/16	6.10
2012.13/16	7858-2513	13/16	1.53	3020 1.	7859-6100	1	6.08
2012.7/8	7858-2514	7/8	1.51	3020 1.1/8	7859-6102	1 1/8	5.93
2012.15/16	7858-2515	15/16	1.47	3020 1.3/16	7859-6103	1 3/16	5.95
2012 1.	7858-2600	1	1.46	3020 1.1/4	7859-6104	1 1/4	5.86
2012 1.1/16	7858-2601	1 1/16	1.43	3020 1.5/16	7859-6105	1 5/16	5.81
2012 1.1/8	7858-2602	1 1/8	1.39	3020 1.3/8	7859-6106	1 3/8	5.72
2012 1.3/16	7858-2603	1 3/16	1.36	3020 1.7/16	7859-6107	1 7/16	5.65
2012 1.1/4	7858-2604	1 1/4	1.33	3020 1.1/2	7859-6108	1 1/2	5.60
2012 1.5/16	7858-2605	1 5/16	1.27	3020 1.9/16	7859-6109	1 9/16	5.90
2012 1.3/8	7858-2606	1 3/8	1.25	3020 1.5/8	7859-6110	1 5/8	5.47
2012 1.7/16	7858-2607	1 7/16	1.20	3020 1.11/16	7859-6111	1 11/16	5.36
2012 1.1/2	7858-2608	1 1/2	1.15	3020 1.3/4	7859-6112	1 3/4	5.28
2012 1.9/16	7858-2609	1 9/16	1.10	3020 1.13/16	7859-6113	1 13/16	5.53
2012 1.5/8	7858-2610	1 5/8	1.05	3020 1.7/8	7859-6114	1 7/8	5.11
2012 1.11/16	7858-2611	1 11/16	1.02	3020 1.15/16	7859-6115	1 15/16	5.01
2012 1.3/4	7858-2612	1 3/4	.95	3020 2.	7859-6200	2	4.92
2012 1.13/16	7858-2613	1 13/16	.88	3020 2.1/16	7859-6201	2 1/16	4.81
2012 1.7/8	7858-2614	1 7/8	.83	3020 2.1/8	7859-6202	2 1/8	4.72
<sup>12</sup> 2012 1.15/16	7858-2615	1 15/16	.86	3020 2.3/16	7859-6203	2 3/16	4.63
<sup>12</sup> 2012 2.	7858-2700	2	.80	3020 2.1/4	7859-6204	2 1/4	4.50
<sup>12</sup> 2012 2.1/8	7858-2702	2 1/8	.77	3020 2.5/16	7859-6205	2 5/16	4.37
2517.1/2	7858-3008	1/2	3.44	3020 2.3/8	7859-6206	2 3/8	4.28
2517.5/8	7858-3010	5/8	3.37	3020 2.7/16	7859-6207	2 7/16	4.16
2517.11/16	7858-3011	11/16	3.35	3020 2.1/2	7859-6208	2 1/2	4.05
2517.3/4	7858-3012	3/4	3.33	3020 2.5/8	7859-6210	2 5/8	3.78
2517.13/16	7858-3013	13/16	3.34	3020 2.11/16	7859-6211	2 11/16	3.67
2517.7/8	7858-3014	7/8	3.52	3020 2.3/4	7859-6212	2 3/4	3.62
2517.15/16	7858-3015	15/16	3.26	<sup>12</sup> 3020 2.13/16	7859-6213	2 13/16	3.66
2517 1.	7858-3100	1	3.18	<sup>12</sup> 3020 2.7/8	7859-6214	2 7/8	3.54
2517 1.1/16	7858-3101	1 1/16	3.18	<sup>12</sup> 3020 2.15/16	7859-6215	2 15/16	3.43
2517 1.1/8	7858-3102	1 1/8	3.09	<sup>12</sup> 3020 3.	7859-6300	3	3.27
2517 1.3/16	7858-3103	1 3/16	3.06	<sup>12</sup> 3020 3.1/8	7859-6302	3 1/8	3.35
2517 1.1/4	7858-3104	1 1/4	3.00	<sup>12</sup> 3020 3.3/16	7859-6303	3 3/16	3.13
2517 1.5/16	7858-3105	1 5/16	2.93	<sup>12</sup> 3020 3.1/4	7859-6304	3 1/4	2.96
2517 1.3/8	7858-3106	1 3/8	2.89	3030 1.	7859-2100	1	9.36
2517 1.7/16	7858-3107	1 7/16	2.83	3030 1.1/8	7859-2102	1 1/8	9.20
2517 1.1/2	7858-3108	1 1/2	2.78	3030 1.3/16	7859-2103	1 3/16	9.14
2517 1.9/16	7858-3109	1 9/16	2.70	3030 1.1/4	7859-2104	1 1/4	9.08
2517 1.5/8	7858-3110	1 5/8	2.65	3030 1.5/16	7859-2105	1 5/16	8.98
2517 1.11/16	7858-3111	1 11/16	2.57	3030 1.3/8	7859-2106	1 3/8	8.75
2517 1.3/4	7858-3112	1 3/4	2.52	3030 1.7/16	7859-2107	1 7/16	8.75
2517 1.13/16	7858-3113	1 13/16	2.41	3030 1.1/2	7859-2108	1 1/2	8.59
2517 1.7/8	7858-3114	1 7/8	2.34	3030 1.9/16	7859-2109	1 9/16	8.47
2517 1.15/16	7858-3115	1 15/16	2.27	3030 1.5/8	7859-2110	1 5/8	8.28
2517 2.	7858-3200	2	2.16	3030 1.3/4	7859-2112	1 3/4	8.03
2517 2.1/16	7858-3201	2 1/16	2.10	3030 1.13/16	7859-2113	1 13/16	8.00
2517 2.1/8	7858-3202	2 1/8	2.02	3030 1.7/8	7859-2114	1 7/8	7.71
2517 2.3/16	7858-3203	2 3/16	1.94	3030 1.15/16	7859-2115	1 15/16	7.58
2517 2.1/4	7858-3204	2 1/4	1.82	3030 2.	7859-2200	2	7.39
<sup>12</sup> 2517 2.5/16	7858-3205	2 5/16	1.89	3030 2.1/8	7859-2202	2 1/8	7.11
<sup>12</sup> 2517 2.3/8	7858-3206	2 3/8	1.78	3030 2.3/16	7859-2203	2 3/16	6.97
<sup>12</sup> 2517 2.7/16	7858-3207	2 7/16	1.69	3030 2.1/4	7859-2204	2 1/4	6.77
<sup>12</sup> 2517 2.1/2	7858-3208	2 1/2	1.59	3030 2.5/16	7859-2205	2 5/16	6.57
<sup>12</sup> 2517 2.5/8	7858-3210	2 5/8	1.80	3030 2.3/8	7859-2206	2 3/8	6.39

BUSHINGS

<sup>12</sup> Shallow keyway.





# Taper-Lock® Bushings - English Sizes

## Product No. Series 7848, 7858 & 7859 (continued)

BUSHINGS

Part No.	Product No.	Bore (In.)	Wt. Ea. (Lbs.)	Part No.	Product No.	Bore (In.)	Wt. Ea. (Lbs.)
3030 2.7/16	7859-2207	2 7/16	6.26	3535 1.7/8	7859-3114	1 7/8	13.20
3030 2.1/2	7859-2208	2 1/2	6.08	3535 1.15/16	7859-3115	1 15/16	13.16
3030 2.5/8	7859-2210	2 5/8	5.66	3535 2.	7859-3200	2	13.11
3030 2.11/16	7859-2211	2 11/16	5.50	3535 2.1/8	7859-3202	2 1/8	12.75
3030 2.3/4	7859-2212	2 3/4	5.28	3535 2.3/16	7859-3203	2 3/16	12.59
<sup>12</sup> 3030 2.7/8	7859-2214	2 7/8	5.26	3535 2.1/4	7859-3204	2 1/4	12.40
<sup>12</sup> 3030 2.15/16	7859-2215	2 15/16	4.99	3535 2.3/8	7859-3206	2 3/8	12.00
<sup>12</sup> 3030 3.	7859-2300	3	4.78	3535 2.7/16	7859-3207	2 7/16	11.69
<sup>12</sup> 3030 3.1/8	7859-2302	3 1/8	4.69	3535 2.1/2	7859-3208	2 1/2	11.51
<sup>12</sup> 3030 3.3/16	7859-2303	3 3/16	4.80	3535 2.5/8	7859-3210	2 5/8	11.02
<sup>12</sup> 3030 3.1/4	7859-2304	3 1/4	4.80	3535 2.11/16	7859-3211	2 11/16	10.79
3525 1.3/16	7858-5103	1 3/16	16.00	3535 2.3/4	7859-3212	2 3/4	10.58
3525 1.1/4	7858-5104	1 1/4	14.60	3535 2.7/8	7859-3214	2 7/8	10.02
3525 1.5/16	7858-5105	1 5/16	14.60	3535 2.15/16	7859-3215	2 15/16	9.75
3525 1.3/8	7858-5106	1 3/8	14.30	3535 3.	7859-3300	3	9.50
3525 1.7/16	7858-5107	1 7/16	14.10	3535 3.1/8	7859-3302	3 1/8	8.94
3525 1.1/2	7858-5108	1 1/2	14.00	3535 3.3/16	7859-3303	3 3/16	8.66
3525 1.9/16	7858-5109	1 9/16	14.00	3535 3.1/4	7859-3304	3 1/4	8.30
3525 1.5/8	7858-5110	1 5/8	13.90	<sup>12</sup> 3535 3.5/16	7859-3305	3 5/16	8.70
3525 1.11/16	7858-5111	1 11/16	13.90	<sup>12</sup> 3535 3.3/8	7859-3306	3 3/8	8.44
3525 1.3/4	7858-5112	1 3/4	13.40	<sup>12</sup> 3535 3.7/16	7859-3307	3 7/16	8.13
3525 1.13/16	7858-5113	1 13/16	13.30	<sup>12</sup> 3535 3.1/2	7859-3308	3 1/2	7.90
3525 1.7/8	7858-5114	1 7/8	13.20	<sup>12</sup> 3535 3.5/8	7859-3310	3 5/8	7.09
3525 1.15/16	7858-5115	1 15/16	13.00	<sup>12</sup> 3535 3.11/16	7859-3311	3 11/16	6.79
3525 2.	7858-5200	2	13.00	<sup>12</sup> 3535 3.3/4	7859-3312	3 3/4	6.41
3525 2.1/16	7858-5201	2 1/16	12.90	<sup>12</sup> 3535 3.7/8	7859-3314	3 7/8	5.94
3525 2.1/8	7858-5202	2 1/8	12.60	<sup>12</sup> 3535 3.15/16	7859-3315	3 15/16	5.58
3525 2.3/16	7858-5203	2 3/16	12.40	4030 1.7/16	7858-6107	1 7/16	24.00
3525 2.1/4	7858-5204	2 1/4	12.30	4030 1.1/2	7858-6108	1 1/2	22.00
3525 2.5/16	7858-5205	2 5/16	11.80	4030 1.9/16	7858-6109	1 9/16	21.90
3525 2.3/8	7858-5206	2 3/8	12.00	4030 1.5/8	7858-6110	1 5/8	21.80
3525 2.7/16	7858-5207	2 7/16	11.70	4030 1.11/16	7858-6111	1 11/16	21.50
3525 2.1/2	7858-5208	2 1/2	11.50	4030 1.3/4	7858-6112	1 3/4	21.20
3525 2.9/16	7858-5209	2 9/16	11.40	4030 1.13/16	7858-6113	1 13/16	21.00
3525 2.5/8	7858-5210	2 5/8	11.10	4030 1.7/8	7858-6114	1 7/8	20.90
3525 2.11/16	7858-5211	2 11/16	10.70	4030 1.15/16	7858-6115	1 15/16	20.70
3525 2.3/4	7858-5212	2 3/4	10.40	4030 2.	7858-6200	2	20.60
3525 2.13/16	7858-5213	2 13/16	10.30	4030 2.1/16	7858-6201	2 1/16	20.60
3525 2.7/8	7858-5214	2 7/8	10.10	4030 2.1/8	7858-6202	2 1/8	20.70
3525 2.15/16	7858-5215	2 15/16	10.50	4030 2.3/16	7858-6203	2 3/16	20.40
3525 3.	7858-5300	3	9.50	4030 2.1/4	7858-6204	2 1/4	20.10
3525 3.1/16	7858-5301	3 1/16	9.40	4030 2.5/16	7858-6205	2 5/16	20.00
3525 3.1/8	7858-5302	3 1/8	9.30	4030 2.3/8	7858-6206	2 3/8	19.50
3525 3.3/16	7858-5303	3 3/16	8.60	4030 2.7/16	7858-6207	2 7/16	19.30
3525 3.1/4	7858-5304	3 1/4	8.80	4030 2.1/2	7858-6208	2 1/2	19.20
<sup>12</sup> 3525 3.5/16	7858-5305	3 5/16	8.70	4030 2.9/16	7858-6209	2 9/16	19.10
<sup>12</sup> 3525 3.3/8	7858-5306	3 3/8	8.50	4030 2.5/8	7858-6210	2 5/8	19.00
<sup>12</sup> 3525 3.7/16	7858-5307	3 7/16	8.20	4030 2.11/16	7858-6211	2 11/16	18.40
<sup>12</sup> 3525 3.1/2	7858-5308	3 1/2	8.00	4030 2.3/4	7858-6212	2 3/4	17.70
<sup>12</sup> 3525 3.9/16	7858-5309	3 9/16	8.00	4030 2.13/16	7858-6213	2 13/16	17.50
<sup>12</sup> 3525 3.5/8	7858-5310	3 5/8	7.90	4030 2.7/8	7858-6214	2 7/8	17.20
<sup>12</sup> 3525 3.11/16	7858-5311	3 11/16	7.90	4030 2.15/16	7858-6215	2 15/16	17.20
<sup>12</sup> 3525 3.3/4	7858-5312	3 3/4	7.90	4030 3.	7858-6300	3	17.00
<sup>12</sup> 3525 3.13/16	7858-5313	3 13/16	7.90	4030 3.1/16	7858-6301	3 1/16	16.80
<sup>12</sup> 3525 3.7/8	7858-5314	3 7/8	7.90	4030 3.1/8	7858-6302	3 1/8	16.50
<sup>12</sup> 3525 3.15/16	7858-5315	3 15/16	7.90	4030 3.3/16	7858-6303	3 3/16	15.90
3535 1.3/16	7859-3103	1 3/16	15.08	4030 3.1/4	7858-6304	3 1/4	15.40
3535 1.1/4	7859-3104	1 1/4	14.86	4030 3.5/16	7858-6305	3 5/16	14.90
3535 1.3/8	7859-3106	1 3/8	14.76	4030 3.3/8	7858-6306	3 3/8	14.60
3535 1.7/16	7859-3107	1 7/16	14.58	4030 3.7/16	7858-6307	3 7/16	14.10
3535 1.1/2	7859-3108	1 1/2	14.40	4030 3.1/2	7858-6308	3 1/2	13.40
3535 1.5/8	7859-3110	1 5/8	14.10	4030 3.9/16	7858-6309	3 9/16	10.85
3535 1.11/16	7859-3111	1 11/16	14.05	4030 3.5/8	7858-6310	3 5/8	14.00
3535 1.3/4	7859-3112	1 3/4	13.75	4030 3.11/16	7858-6311	3 11/16	13.00

<sup>12</sup> Shallow keyway.





## Taper-Lock® Bushings - English Sizes

### Product No. Series 7848, 7858 & 7859 (continued)

Part No.	Product No.	Bore (In.)	Wt. Ea. (Lbs.)	Part No.	Product No.	Bore (In.)	Wt. Ea. (Lbs.)
4030 3.3/4	7858-6312	3 3/4	12.70	4535 3.1/8	7858-7302	3 1/8	24.10
4030 3.7/8	7858-6314	3 7/8	12.90	4535 3.3/16	7858-7303	3 3/16	23.80
4030 3.15/16	7858-6315	3 15/16	12.60	4535 3.1/4	7858-7304	3 1/4	23.10
4030 4.	7858-6400	4	12.60	4535 3.5/16	7858-7305	3 5/16	22.70
4030 4.1/8	7858-6402	4 1/8	12.60	4535 3.3/8	7858-7306	3 3/8	22.40
4030 4.3/16	7858-6403	4 3/16	12.60	4535 3.7/16	7858-7307	3 7/16	21.50
4030 4.1/4	7858-6404	4 1/4	12.60	4535 3.1/2	7858-7308	3 1/2	21.30
4030 4.3/8	7858-6406	4 3/8	12.60	4535 3.9/16	7858-7309	3 9/16	21.10
4030 4.7/16	7858-6407	4 7/16	11.80	4535 3.5/8	7858-7310	3 5/8	21.00
4040 1.7/16	7859-4107	1 7/16	24.00	4535 3.11/16	7858-7311	3 11/16	20.30
4040 1.1/2	7859-4108	1 1/2	22.00	4535 3.3/4	7858-7312	3 3/4	19.90
4040 1.5/8	7859-4110	1 5/8	22.13	4535 3.13/16	7858-7313	3 13/16	19.60
4040 1.11/16	7859-4111	1 11/16	21.80	4535 3.7/8	7858-7314	3 7/8	19.30
4040 1.3/4	7859-4112	1 3/4	21.97	4535 3.15/16	7858-7315	3 15/16	18.90
4040 1.7/8	7859-4114	1 7/8	21.00	4535 4.	7858-7400	4	18.70
4040 1.15/16	7859-4115	1 15/16	21.18	4535 4.1/8	7858-7402	4 1/8	18.60
4040 2.	7859-4200	2	21.11	4535 4.3/16	7858-7403	4 3/16	18.50
4040 2.1/8	7859-4202	2 1/8	20.59	4535 4.1/4	7858-7404	4 1/4	17.80
4040 2.3/16	7859-4203	2 3/16	20.32	4535 4.3/8	7858-7406	4 3/8	16.80
4040 2.1/4	7859-4204	2 1/4	20.19	4535 4.7/16	7858-7407	4 7/16	15.40
4040 2.3/8	7859-4206	2 3/8	19.64	4535 4.1/2	7858-7408	4 1/2	15.30
4040 2.7/16	7859-4207	2 7/16	19.30	<sup>12</sup> 4535 4.3/4	7858-7412	4 3/4	15.20
4040 2.1/2	7859-4208	2 1/2	18.80	<sup>12</sup> 4535 4.7/8	7858-7414	4 7/8	15.10
4040 2.5/8	7859-4210	2 5/8	18.65	<sup>12</sup> 4535 4.15/16	7858-7415	4 15/16	14.90
4040 2.11/16	7859-4211	2 11/16	18.33	4545 1.15/16	7859-5115	1 15/16	29.85
4040 2.3/4	7859-4212	2 3/4	18.21	4545 2.	7859-5200	2	29.76
4040 2.7/8	7859-4214	2 7/8	17.41	4545 2.3/16	7859-5203	2 3/16	29.06
4040 2.15/16	7859-4215	2 15/16	17.08	4545 2.3/8	7859-5206	2 3/8	28.16
4040 3.	7859-4300	3	16.79	4545 2.7/16	7859-5207	2 7/16	27.90
4040 3.1/8	7859-4302	3 1/8	16.17	4545 2.5/8	7859-5210	2 5/8	27.03
4040 3.3/16	7859-4303	3 3/16	15.82	4545 2.3/4	7859-5212	2 3/4	26.48
4040 3.1/4	7859-4304	3 1/4	15.52	4545 2.7/8	7859-5214	2 7/8	25.71
4040 3.3/8	7859-4306	3 3/8	14.70	4545 2.15/16	7859-5215	2 15/16	25.41
4040 3.7/16	7859-4307	3 7/16	14.42	4545 3.	7859-5300	3	25.15
4040 3.1/2	7859-4308	3 1/2	14.03	4545 3.1/8	7859-5302	3 1/8	24.31
4040 3.5/8	7859-4310	3 5/8	13.37	4545 3.3/16	7859-5303	3 3/16	24.00
4040 3.11/16	7859-4311	3 11/16	13.87	4545 3.1/4	7859-5304	3 1/4	23.83
4040 3.3/4	7859-4312	3 3/4	13.45	4545 3.3/8	7859-5306	3 3/8	22.80
<sup>12</sup> 4040 3.7/8	7859-4314	3 7/8	12.90	4545 3.7/16	7859-5307	3 7/16	22.31
<sup>12</sup> 4040 3.15/16	7859-4315	3 15/16	12.46	4545 3.1/2	7859-5308	3 1/2	22.10
<sup>12</sup> 4040 4.	7859-4400	4	12.05	4545 3.5/8	7859-5310	3 5/8	21.22
<sup>12</sup> 4040 4.1/8	7859-4402	4 1/8	11.22	4545 3.3/4	7859-5312	3 3/4	20.31
<sup>12</sup> 4040 4.3/16	7859-4403	4 3/16	10.70	4545 3.7/8	7859-5314	3 7/8	19.34
<sup>12</sup> 4040 4.3/8	7859-4406	4 3/8	9.52	4545 3.15/16	7859-5315	3 15/16	18.96
<sup>12</sup> 4040 4.7/16	7859-4407	4 7/16	8.88	4545 4.	7859-5400	4	18.61
4535 1.15/16	7858-7115	1 15/16	31.00	4545 4.1/8	7859-5402	4 1/8	17.52
4535 2.	7858-7200	2	29.70	4545 4.3/16	7859-5403	4 3/16	17.14
4535 2.1/16	7858-7201	2 1/16	23.65	4545 4.1/4	7859-5404	4 1/4	14.89
4535 2.1/8	7858-7202	2 1/8	29.30	<sup>12</sup> 4545 4.3/8	7859-5406	4 3/8	16.94
4535 2.3/16	7858-7203	2 3/16	29.00	<sup>12</sup> 4545 4.7/16	7859-5407	4 7/16	16.33
4535 2.1/4	7858-7204	2 1/4	23.15	<sup>12</sup> 4545 4.1/2	7859-5408	4 1/2	15.84
4535 2.5/16	7858-7205	2 5/16	28.60	<sup>12</sup> 4545 4.3/4	7859-5412	4 3/4	13.92
4535 2.3/8	7858-7206	2 3/8	28.40	<sup>12</sup> 4545 4.7/8	7859-5414	4 7/8	12.85
4535 2.7/16	7858-7207	2 7/16	28.00	<sup>12</sup> 4545 4.15/16	7859-5415	4 15/16	12.27
4535 2.1/2	7858-7208	2 1/2	26.70	5040 2.7/16	7858-8207	2 7/16	39.50
4535 2.9/16	7858-7209	2 9/16	26.40	5040 2.1/2	7858-8208	2 1/2	38.30
4535 2.5/8	7858-7210	2 5/8	25.90	5040 2.9/16	7858-8209	2 9/16	37.70
4535 2.11/16	7858-7211	2 11/16	25.40	5040 2.5/8	7858-8210	2 5/8	37.10
4535 2.3/4	7858-7212	2 3/4	25.00	5040 2.11/16	7858-8211	2 11/16	36.90
4535 2.13/16	7858-7213	2 13/16	24.90	5040 2.3/4	7858-8212	2 3/4	36.60
4535 2.7/8	7858-7214	2 7/8	24.80	5040 2.13/16	7858-8213	2 13/16	36.50
4535 2.15/16	7858-7215	2 15/16	24.10	5040 2.7/8	7858-8214	2 7/8	36.40
4535 3.	7858-7300	3	24.20	5040 2.15/16	7858-8215	2 15/16	36.20
4535 3.1/16	7858-7301	3 1/16	24.20	5040 3.	7858-8300	3	35.60

BUSHINGS

<sup>12</sup> Shallow keyway.





## Taper-Lock® Bushings - English Sizes

### Product No. Series 7848, 7858 & 7859 (continued)

BUSHINGS

Part No.	Product No.	Bore (In.)	Wt. Ea. (Lbs.)	Part No.	Product No.	Bore (In.)	Wt. Ea. (Lbs.)
5040 3.1/16	7858-8301	3 1/16	35.20	5050 4.1/2	7859-7408	4 1/2	23.89
5040 3.1/8	7858-8302	3 1/8	34.80	<sup>12</sup> 5050 4.7/8	7859-7414	4 7/8	22.25
5040 3.3/16	7858-8303	3 3/16	33.90	<sup>12</sup> 5050 4.15/16	7859-7415	4 15/16	21.67
5040 3.1/4	7858-8304	3 1/4	33.20	<sup>12</sup> 5050 5.	7859-7500	5	20.94
5040 3.5/16	7858-8305	3 5/16	33.00	6050 3.	7859-8300	3	65.00
5040 3.3/8	7858-8306	3 3/8	32.70	6050 3.1/4	7859-8304	3 1/4	65.00
5040 3.7/16	7858-8307	3 7/16	32.00	6050 3.7/16	7859-8307	3 7/16	65.00
5040 3.1/2	7858-8308	3 1/2	31.70	6050 4.	7859-8400	4	65.00
5040 3.9/16	7858-8309	3 9/16	31.40	6050 4.7/16	7859-8407	4 7/16	64.20
5040 3.5/8	7858-8310	3 5/8	31.10	6050 4.15/16	7859-8415	4 15/16	58.24
5040 3.11/16	7858-8311	3 11/16	30.40	6050 5.7/16	7859-8507	5 7/16	52.30
5040 3.3/4	7858-8312	3 3/4	29.70	6050 5.15/16	7859-8515	5 15/16	47.24
5040 3.13/16	7858-8313	3 13/16	29.40	6050 6.	7859-8600	6	46.38
5040 3.7/8	7858-8314	3 7/8	29.00	7060 3.	7859-9300	3	95.00
5040 3.15/16	7858-8315	3 15/16	28.70	7060 3.1/4	7859-9304	3 1/4	95.00
5040 4.	7858-8400	4	27.80	7060 3.7/16	7859-9307	3 7/16	95.00
5040 4.1/8	7858-8402	4 1/8	27.50	7060 4.15/16	7859-9415	4 15/16	91.95
5040 4.3/16	7858-8403	4 3/16	27.20	7060 5.7/16	7859-9507	5 7/16	84.48
5040 4.1/4	7858-8404	4 1/4	27.00	7060 5.15/16	7859-9515	5 15/16	78.16
5040 4.3/8	7858-8406	4 3/8	26.00	7060 6.	7859-9600	6	76.64
5040 4.7/16	7858-8407	4 7/16	25.10	7060 6.7/16	7859-9607	6 7/16	68.08
5040 4.1/2	7858-8408	4 1/2	23.60	7060 6.1/2	7859-9608	6 1/2	68.64
5040 4.3/4	7858-8412	4 3/4	22.90	7060 6.15/16	7859-9615	6 15/16	62.13
5040 4.7/8	7858-8414	4 7/8	22.20	7060 7.	7859-9700	7	60.64
5040 4.15/16	7858-8415	4 15/16	20.60	8065 5.7/16	7859-9517	5 7/16	97.65
5040 5.	7858-8500	5	20.50	8065 5.15/16	7859-9525	5 15/16	105.70
5050 2.7/16	7859-7207	2 7/16	38.71	8065 6.7/16	7859-9617	6 7/16	102.30
5050 2.11/16	7859-7211	2 11/16	37.42	8065 6.1/2	7859-9618	6 1/2	101.78
5050 2.15/16	7859-7215	2 15/16	35.97	8065 6.15/16	7859-9625	6 15/16	92.00
5050 3.3/8	7859-7306	3 3/8	33.01	8065 7.	7859-9710	7	91.10
5050 3.7/16	7859-7307	3 7/16	32.60	8065 7.1/2	7859-9718	7 1/2	89.00
5050 3.5/8	7859-7310	3 5/8	31.23	8065 8.	7859-9810	8	89.90
5050 3.7/8	7859-7314	3 7/8	29.30	10085 10.	7859-9020	10	157.50
5050 3.15/16	7859-7315	3 15/16	28.79	10085 7.	7859-9720	7	245.00
5050 4.	7859-7400	4	28.30	10085 8.	7859-9820	8	219.00
5050 4.1/4	7859-7404	4 1/4	24.02	10085 9.	7859-9920	9	190.00
5050 4.3/8	7859-7406	4 3/8	25.08	120100 12.	7859-9120	12	290.00
5050 4.7/16	7859-7407	4 7/16	24.40				

<sup>12</sup> Shallow keyway.





## Stainless Steel Taper-Lock® Bushings - English Sizes

### Markets/Applications

Stainless steel bushings are ideal for the food and beverage market or where non-corrosive sprockets are needed to prevent rust.

### Features/Advantages

- Bushings are made to precise tolerances.
- Popular bore sizes are available.
- Stainless steel bushings are corrosion resistant, preventing rust build up and increasing product life.

### Notes

SS is used to signify Stainless Steel.



BUSHINGS

### Product No. Series 7869

Part No.	Product No.	Bore (In.)	Wt. Ea. (Lbs.)
SS 1108 .1/2	7869-0001	1/2	.30
SS 1108 .9/16	7869-0002	9/16	.30
SS 1108 .5/8	7869-0003	5/8	.30
SS 1108 .11/16	7869-0004	11/16	.20
SS 1108 .3/4	7869-0005	3/4	.20
SS 1108 .13/16	7869-0006	13/16	.20
SS 1108 .7/8	7869-0007	7/8	.20
SS 1108 .15/16	7869-0008	15/16	.20
SS 1108 1.	7869-0009	1	.20
SS 1108 1.1/16	7869-0010	1 1/16	.20
SS 1108 1.1/8	7869-0011	1 1/8	.10
SS 1210 .1/2	7869-0101	1/2	.60
SS 1210 .9/16	7869-0102	9/16	.60
SS 1210 .5/8	7869-0103	5/8	.60
SS 1210 .11/16	7869-0104	11/16	.50
SS 1210 .3/4	7869-0105	3/4	.50
SS 1210 .13/16	7869-0106	13/16	.50
SS 1210 .7/8	7869-0107	7/8	.50
SS 1210 .15/16	7869-0108	15/16	.50
SS 1210 1.	7869-0109	1	.50
SS 1210 1.1/16	7869-0110	1 1/16	.40
SS 1210 1.1/8	7869-0111	1 1/8	.40
SS 1210 1.3/16	7869-0112	1 3/16	.40
SS 1210 1.1/4	7869-0113	1 1/4	.40
SS 1610 .1/2	7869-0201	1/2	.90
SS 1610 .9/16	7869-0202	9/16	.90
SS 1610 .5/8	7869-0203	5/8	.90
SS 1610 .11/16	7869-0204	11/16	.90
SS 1610 .3/4	7869-0205	3/4	.90
SS 1610 .13/16	7869-0206	13/16	.90
SS 1610 .7/8	7869-0207	7/8	.80
SS 1610 .15/16	7869-0208	15/16	.80
SS 1610 1.	7869-0209	1	.80
SS 1610 1.1/16	7869-0210	1 1/16	.80
SS 1610 1.1/8	7869-0211	1 1/8	.70

Part No.	Product No.	Bore (In.)	Wt. Ea. (Lbs.)
SS 1610 1.3/16	7869-0212	1 3/16	.70
SS 1610 1.1/4	7869-0213	1 1/4	.70
SS 1610 1.5/16	7869-0214	1 5/16	.60
SS 1610 1.3/8	7869-0215	1 3/8	.60
SS 1610 1.7/16	7869-0216	1 7/16	.60
SS 1610 1.1/2	7869-0217	1 1/2	.50
SS 1610 1.9/16	7869-0218	1 9/16	.50
SS 1610 1.5/8	7869-0219	1 5/8	.50
SS 1610 1.11/16	7869-0220	1 11/16	.50
SS 2012 .1/2	7869-0301	1/2	1.70
SS 2012 .9/16	7869-0302	9/16	1.70
SS 2012 .5/8	7869-0303	5/8	1.70
SS 2012 .11/16	7869-0304	11/16	1.70
SS 2012 .3/4	7869-0305	3/4	1.70
SS 2012 .13/16	7869-0306	13/16	1.75
SS 2012 .7/8	7869-0307	7/8	1.60
SS 2012 .15/16	7869-0308	15/16	1.60
SS 2012 1.	7869-0309	1	1.60
SS 2012 1.1/16	7869-0310	1 1/16	1.60
SS 2012 1.1/8	7869-0311	1 1/8	1.50
SS 2012 1.3/16	7869-0312	1 3/16	1.50
SS 2012 1.1/4	7869-0313	1 1/4	1.50
SS 2012 1.5/16	7869-0314	1 5/16	1.40
SS 2012 1.3/8	7869-0315	1 3/8	1.30
SS 2012 1.7/16	7869-0316	1 7/16	1.20
SS 2012 1.1/2	7869-0317	1 1/2	1.20
SS 2012 1.9/16	7869-0318	1 9/16	1.20
SS 2012 1.5/8	7869-0319	1 5/8	1.20
SS 2012 1.11/16	7869-0320	1 11/16	1.10
SS 2012 1.3/4	7869-0321	1 3/4	1.00
SS 2012 1.13/16	7869-0322	1 13/16	1.00
SS 2012 1.7/8	7869-0323	1 7/8	.90
SS 2012 1.15/16	7869-0324	1 15/16	.90
SS 2012 2.	7869-0325	2	.90
SS 2012 2.1/8	7869-0326	2 1/8	.90





# Taper-Lock® Bushings - Metric Sizes

BUSHINGS

## Product No. Series 7848, 7858 & 7859

Part No.	Product No.	Bore (mm)	Wt. Ea. (Lbs.)
1008 14MM	7858-0017	14	.25
1008 16MM	7858-0016	16	.24
1008 18MM	7858-0018	18	.22
1008 19MM	7858-0019	19	.21
1008 20MM	7858-0020	20	.20
1008 22MM	7858-0022	22	.18
<sup>12</sup> 1008 24MM	7858-0024	24	.16
1108 16MM	7858-0116	16	.30
1108 18MM	7858-0118	18	.28
1108 19MM	7858-0119	19	.27
1108 20MM	7858-0120	20	.25
1108 22MM	7858-0122	22	.20
1108 24MM	7858-0124	24	.21
1108 25MM	7858-0125	25	.20
1210 14MM	7858-0517	14	.56
1210 16MM	7858-0516	16	.54
1210 18MM	7858-0518	18	.53
1210 19MM	7858-0519	19	.51
1210 20MM	7858-0520	20	.50
1210 24MM	7858-0524	24	.45
1210 25MM	7858-0525	25	.45
1210 28MM	7858-0528	28	.40
1210 30MM	7858-0530	30	.45
1310 24MM	7848-4424	24	.54
1310 25MM	7848-4425	25	.52
1310 28MM	7848-4428	28	.48
1310 30MM	7848-4430	30	.44
1310 32MM	7848-4432	32	.40
1310 35MM	7848-4435	35	.34
1610 19MM	7858-1619	19	.80
1610 20MM	7858-1620	20	.80
1610 22MM	7858-1622	22	.75
1610 24MM	7858-1624	24	.75
1610 25MM	7858-1625	25	.70
1610 28MM	7858-1628	28	.67
1610 30MM	7858-1630	30	.65
1610 32MM	7858-1632	32	.55
1610 35MM	7858-1635	35	.55
1610 38MM	7858-1638	38	.45
1610 40MM	7858-1640	40	.45
2012 14MM	7858-2517	14	1.62
2012 16MM	7858-2516	16	1.60
2012 18MM	7858-2518	18	1.57

Part No.	Product No.	Bore (mm)	Wt. Ea. (Lbs.)
2012 19MM	7858-2519	19	1.55
2012 20MM	7858-2520	20	1.55
2012 22MM	7858-2522	22	1.51
2012 24MM	7858-2524	24	1.45
2012 25MM	7858-2525	25	1.45
2012 28MM	7858-2528	28	1.40
2012 30MM	7858-2530	30	1.35
2012 32MM	7858-2532	32	1.30
2012 35MM	7858-2535	35	1.20
2012 38MM	7858-2538	38	1.15
2012 40MM	7858-2540	40	1.10
2012 42MM	7858-2542	42	1.03
2012 45MM	7858-2545	45	.90
2517 14MM	7858-3314	14	3.42
2517 16MM	7858-3316	16	3.42
2517 18MM	7858-3318	18	3.36
2517 20MM	7858-3300	20	3.25
2517 22MM	7858-3322	22	3.30
2517 24MM	7858-3301	24	3.21
2517 25MM	7858-3325	25	3.20
2517 28MM	7858-3328	28	3.12
2517 30MM	7858-3330	30	3.05
2517 32MM	7858-3332	32	3.00
2517 35MM	7858-3335	35	2.90
2517 38MM	7858-3338	38	2.80
2517 40MM	7858-3340	40	2.70
2517 42MM	7858-3342	42	2.60
2517 45MM	7858-3345	45	2.46
2517 48MM	7858-3348	48	2.32
2517 50MM	7858-3350	50	2.25
2517 55MM	7858-3355	55	1.95
2517 60MM	7858-3360	60	1.60
3020 24MM	7859-6524	24	6.11
3020 25MM	7859-6525	25	6.11
3020 28MM	7859-6528	28	5.98
3020 40MM	7859-6540	40	5.54
3020 45MM	7859-6545	45	5.25
3020 48MM	7859-6548	48	5.05
3020 50MM	7859-6550	50	5.00
3020 55MM	7859-6555	55	4.60
3020 60MM	7859-6560	60	4.35
3020 65MM	7859-6565	65	3.95

<sup>12</sup> Shallow keyway.







## Stainless Steel Taper-Lock® Bushings - Metric Sizes

### Markets/Applications

Stainless steel bushings are ideal for the food and beverage market or where non-corrosive sprockets are needed to prevent rust.

### Features/Advantages

- Bushings are made to precise tolerances.
- Popular bore sizes are available.
- Stainless steel bushings are corrosion resistant, preventing rust build up and increasing product life.

### Notes

SS is used to signify Stainless Steel (type 302-304).



BUSHINGS

### Product No. Series 7869

Part No.	Product No.	Bore (mm)	Key Way Size (mm)	Wt. Ea. (Lbs.)
SS 1108 16MM	7869-0401	16	5 X 2.3	.30
SS 1108 19MM	7869-0402	19	6 X 2.8	.27
SS 1108 20MM	7869-0403	20	6 X 2.8	.26
SS 1108 22MM	7869-0404	22	6 X 2.8	.24
SS 1108 24MM	7869-0405	24	8 X 3.3	.21
SS 1108 25MM	7869-0406	25	8 X 3.3	.19
SS 1210 16MM	7869-0501	16	5 X 2.3	.54
SS 1210 20MM	7869-0502	20	6 X 2.8	.50
SS 1210 24MM	7869-0503	24	8 X 3.3	.45
SS 1210 25MM	7869-0504	25	8 X 3.3	.43
SS 1210 28MM	7869-0505	28	8 X 3.3	.39
SS 1210 30MM	7869-0506	30	8 X 3.3	.35
SS 1610 20MM	7869-0601	20	6 X 2.8	.78
SS 1610 24MM	7869-0602	24	8 X 3.3	.73
SS 1610 25MM	7869-0603	25	8 X 3.3	.71
SS 1610 28MM	7869-0604	28	8 X 3.3	.67

Part No.	Product No.	Bore (mm)	Key Way Size (mm)	Wt. Ea. (Lbs.)
SS 1610 30MM	7869-0605	30	8 X 3.3	.64
SS 1610 32MM	7869-0606	32	10 X 3.3	.60
SS 1610 35MM	7869-0607	35	10 X 3.3	.54
SS 1610 38MM	7869-0608	38	10 X 3.3	.47
SS 2012 20MM	7869-0701	20	6 X 2.8	1.54
SS 2012 22MM	7869-0702	22	6 X 2.8	1.51
SS 2012 24MM	7869-0703	24	8 X 3.3	1.47
SS 2012 25MM	7869-0704	25	8 X 3.3	1.45
SS 2012 28MM	7869-0705	28	8 X 3.3	1.35
SS 2012 30MM	7869-0706	30	8 X 3.3	1.35
SS 2012 32MM	7869-0707	32	10 X 3.3	1.30
SS 2012 35MM	7869-0708	35	10 X 3.3	1.23
SS 2012 38MM	7869-0709	38	10 X 3.3	1.16
SS 2012 40MM	7869-0710	40	12 X 3.3	1.07
SS 2012 42MM	7869-0711	42	12 X 3.3	1.03
SS 2012 45MM	7869-0712	45	14 X 3.8	.94





## Taper-Lock® Bushings - Reborable

### Markets/Applications

For use with all Taper-Lock style sheaves, sprockets and pulleys.

### Features/Advantages

- Bushings are made to precise tolerances.

#### Notes

Available in minimum plain bore (MPB).

Contact Customer Service for ordering instructions.

NKS and NK mean No Keyseat.

Reborable bushings are stocked without sawsplit to facilitate re-machining. Sawsplit must be made in bushing to allow it to compress for proper gripping of the shaft.



### Product No. Series 7847

#### Sintered Steel Reborable Bushing

Part No.	Product No.	Bore (In.)	Wt. Ea. (Lbs.)
1108.1/2NKS	7847-2101	1/2	.35
1210.1/2NKS	7847-2102	1/2	.60
1215.1/2NKS	7847-2103	1/2	.85
1610.1/2NKS	7847-2105	1/2	.88
2012.1/2NKS	7847-2107	1/2	1.65
2517.1/2NKS	7847-2108	1/2	3.50
3020.1.11/16NKS	7847-2110	1 11/16	5.48
3020.7/8NKS	7847-2109	7/8	6.15

#### Steel Reborable Bushing

Part No.	Product No.	Bore (In.)	Wt. Ea. (Lbs.)
1108.1/2STL-NK	7847-4101	1/2	.38
1610.1/2STL-NK	7847-4105	1/2	1.01
1615.1/2STL-NK	7847-4106	1/2	1.46
2012.1/2STL-NK	7847-4107	1/2	1.93
2517.1.1STL-NK	7847-4108	1	3.80
3020.1.7/16STL-NK	7847-4110	1 7/16	6.60

#### Cast Iron Reborable Bushing

Part No.	Product No.	Bore (In.)	Wt. Ea. (Lbs.)
3525.1.3/16NKS	7847-3112	1 3/16	14.50
3535.1.3/16NKS	7847-3101	1 3/16	14.97
4030.1.7/16NKS	7847-3113	1 7/16	28.40
4040.1.7/16NKS	7847-3102	1 7/16	22.89
4535.1.15/16NKS	7847-3110	1 15/16	30.30
4545.1.15/16NKS	7847-3103	1 15/16	30.22
5040.2.7/16NKS	7847-3111	2 7/16	33.00
6050.3.7/16NKS	7847-3105	3 7/16	71.92
7060.3.15/16NKS	7847-3106	3 15/16	96.00

#### Ductile Iron Reborable Bushing

Part No.	Product No.	Bore (In.)	Wt. Ea. (Lbs.)
3525.1.3/16DUC-NK	7847-5112	1 3/16	14.50
4030.1.7/16DUC-NK	7847-5113	1 7/16	28.40
4040.1.15/16DUC-NK	7847-5101	1 15/16	20.69
4535.2.7/16DUC-NK	7847-5110	2 7/16	28.40
4545.2.7/16DUC-NK	7847-5102	2 7/16	27.88
5040.2.15/16DUC-NK	7847-5111	2 15/16	29.45
6050.3.7/16DUC-NK	7847-5104	3 7/16	64.20

#### Stainless Steel Reborable Bushing

Part No.	Product No.	Bore (In.)	Wt. Ea. (Lbs.)
1108.1/2SS-NK	7847-6101	1/2	.40
1210.1/2SS-NK	7847-6102	1/2	.68
1610.1/2SS-NK	7847-6105	1/2	1.01
2012.1/2SS-NK	7847-6107	1/2	2.00
2517.5/8SS-NK	7847-6108	5/8	3.97
3020.7/8SS-NK	7847-6109	7/8	7.22





# Taper-Lock® Bushings - Reborable Finished

## Markets/Applications

For use with all Taper-Lock style sheaves, sprockets and pulleys.

## Features/Advantages

- Bushings are made to precise tolerances.

### Notes

Available in minimum plain bore (MPB).

Contact Customer Service for ordering instructions.

Reborable finished bearings are supplied with sawsplit. Keyseat will be added upon request.



BUSHINGS

## Product No. Series 7847

### Sintered Steel Reborable Bushing Finished

Part No.	Product No.	Bore (In.)	Wt. Ea. (Lbs.)
◦ 1008.1/2-FIN	7847-21005	1/2	.20
◦ 1108.1/2-FIN	7847-21015	1/2	.20
◦ 1610.1/2-FIN	7847-21055	1/2	1.00
◦ 1615.1/2-FIN	7847-21065	1/2	1.50
◦ 2012.1/2-FIN	7847-21075	1/2	1.70
◦ 2517.1/2-FIN	7847-21085	1/2	3.50
◦ 3020.1.11/16-FIN	7847-21105	1 11/16	5.70
◦ 3020.7/8-FIN	7847-21095	7/8	6.50

### Steel Reborable Bushing Finished (continued)

Part No.	Product No.	Bore (In.)	Wt. Ea. (Lbs.)
◦ 1610.1/2STL-FIN	7847-41055	1/2	1.20
◦ 1615.1/2STL-FIN	7847-41065	1/2	1.60
◦ 2012.1/2STL-FIN	7847-41075	1/2	2.00
◦ 2517.1.STL-FIN	7847-41085	1	4.50
◦ 3020.1.7/16STL-FIN	7847-41105	1 7/16	5.50
◦ 3030.1.7/16STL-FIN	7847-41115	1 7/16	9.20

### Cast Iron Reborable Bushing Finished

Part No.	Product No.	Bore (In.)	Wt. Ea. (Lbs.)
◦ 3525.1.3/16-FIN	7847-31125	1 3/16	9.60
◦ 3535.13/16-FIN	7847-31015	13/16	14.50
◦ 4030.1.7/16-FIN	7847-31135	1 7/16	12.80
◦ 4040.1.7/16-FIN	7847-31025	1 7/16	22.60
◦ 4535.1.15/16-FIN	7847-31105	1 15/16	18.80
◦ 4545.1.15/16-FIN	7847-31035	1 15/16	18.00
◦ 5040.2.7/16-FIN	7847-31115	2 7/16	16.90
◦ 5050.2.7/16-FIN	7847-31045	2 7/16	21.32
◦ 6050.3.7/16-FIN	7847-31055	3 7/16	38.00
◦ 7060.3.15/16-FIN	7847-31065	3 15/16	103.80

### Ductile Iron Reborable Bushing Finished

Part No.	Product No.	Bore (In.)	Wt. Ea. (Lbs.)
◦ 3525.1.3/16DUC-FIN	7847-51125	1 3/16	5.45
◦ 3535.1.7/16DUC-FIN	7847-51005	1 7/16	14.40
◦ 4030.1.7/16DUC-FIN	7847-51135	1 7/16	10.85
◦ 4040.1.15/16DUC-FIN	7847-51015	1 15/16	20.90
◦ 4535.1.15/16DUC-FIN	7847-51105	1 15/16	11.00
◦ 4545.2.7/16DUC-FIN	7847-51025	2 7/16	28.40
◦ 5040.2.7/16DUC-FIN	7847-51115	2 7/16	35.00
◦ 5050.2.15/16DUC-FIN	7847-51035	2 15/16	35.50

### Steel Reborable Bushing Finished

Part No.	Product No.	Bore (In.)	Wt. Ea. (Lbs.)
◦ 1210.1/2STL-FIN	7847-41025	1/2	.80
◦ 1215.1/2STL-FIN	7847-41035	1/2	1.00
◦ 1310.1/2STL-FIN	7847-41045	1/2	1.10

### Stainless Steel Reborable Bushing Finished

Part No.	Product No.	Bore (In.)	Wt. Ea. (Lbs.)
◦ 1008.1/2SS-FIN	7847-61005	1/2	.20
◦ 1108.1/2SS-FIN	7847-61015	1/2	.50
◦ 1610.1/2SS-FIN	7847-61055	1/2	1.20
◦ 2012.1/2SS-FIN	7847-61075	1/2	1.94
◦ 2517.5/8SS-FIN	7847-61085	5/8	4.00
◦ 3020.7/8SS-FIN	7847-61095	7/8	5.50

0 Available Until Stock Depleted.





## H-Type Bushings

### Markets/Applications

Use with cast iron light-duty (FHP) taper bushed sheaves & PowerGrip® HTD® Sprockets.

### Features/Advantages

- Bushings are made to precise tolerances.
- Available in popular bore sizes.

### Notes

Stock bore sizes from 1 1/4" through 1 1/2" are furnished with special keys to fit standard depth keyseats.



### Product No. Series 7812

Part No.	Product No.	Bore (In.)	Keyseat	Wt. Ea. (Lbs.)
° H.3/8	7812-0001	3/8	—	.85
° H.7/16	7812-0002	7/16	—	.90
° H.1/2	7812-0003	1/2	1/8 X 1/16	.81
° H.9/16	7812-0004	9/16	1/8 X 1/16	.80
° H.5/8	7812-0005	5/8	3/16 X 3/32	.85
° H.11/16	7812-0006	11/16	3/16 X 3/32	.76
° H.3/4	7812-0007	3/4	3/16 X 3/32	.70
° H.13/16	7812-0008	13/16	3/16 X 3/32	.75
° H.7/8	7812-0009	7/8	3/16 X 3/32	.75
° H.15/16	7812-0010	15/16	1/4 X 1/8	.70
° H 1.	7812-0011	1	1/4 X 1/8	.62
° H 1.1/16	7812-0012	1 1/16	1/4 X 1/8	.65
° H 1.1/8	7812-0013	1	1/4 X 1/8	.56
° H 1.3/16	7812-0014	1 3/16	1/4 X 1/8	.52
° H 1.1/4	7812-0015	1	1/4 X 1/8	.55
° H 1.5/16	7812-0016	1 5/16	5/16 X 1/16	.50
° H 1.3/8	7812-0017	1	5/16 X 1/16	.45
° H 1.7/16	7812-0018	1 7/16	3/8 X 1/16	.38
° H 1.1/2	7812-0019	1	3/8 X 1/16	.35
° H 14MM	7812-1014	14MM	—	.79
° H 19MM	7812-1019	19MM	—	.80
° H 24MM	7812-1032	24MM	—	.70
° H 25MM	7812-1033	25MM	—	.65
° H 28MM	7812-1035	28MM	—	.60
° H 30MM	7812-1036	30MM	—	.53
° H 32MM	7812-1037	32MM	—	.50

0 Available Until Stock Depleted.





## QT-Type Bushings

BUSHINGS

### Markets/Applications

Use with cast iron light-duty FHP taper bushed sheaves & PowerGrip® HTD® Sprockets.

### Features/Advantages

- Available in popular bore sizes.
- Bushings are made to precise tolerances.

### Notes

English stock bore sizes greater than 1 1/4" are furnished with special keys to fit standard depth keyseats. Metric stock bore sizes greater than 30mm are furnished with special keys to fit standard depth keyseats.

### Product No. Series 7817

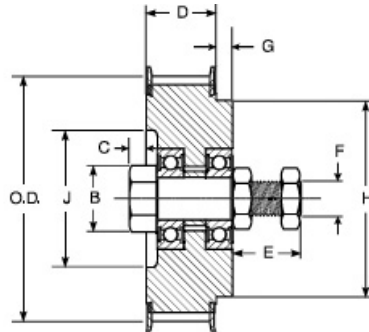
Part No.	Product No.	Bore (In.)	Keyseat	Wt. Ea. (Lbs.)
<sup>N</sup> QT .1/2	7817-0003	1/2	1/8 X 1/16	.60
<sup>N</sup> QT .5/8	7817-0005	5/8	3/16 X 3/32	.60
<sup>N</sup> QT .11/16	7817-0006	11/16	3/16 X 3/32	.60
<sup>N</sup> QT .3/4	7817-0007	3/4	3/16 X 3/32	.60
<sup>N</sup> QT .13/16	7817-0008	13/16	3/16 X 3/32	.60
<sup>N</sup> QT .7/8	7817-0009	7/8	3/16 X 3/32	.60
<sup>N</sup> QT .15/16	7817-0010	15/16	1/4 X 1/8	.60
<sup>N</sup> QT 1.	7817-0011	1	1/4 X 1/8	.60
<sup>N</sup> QT 1.1/16	7817-0012	1 1/16	1/4 X 1/8	.60
<sup>N</sup> QT 1.1/8	7817-0013	1 1/8	1/4 X 1/8	.60
<sup>N</sup> QT 1.3/16	7817-0014	1 3/16	1/4 X 1/8	.60
<sup>N</sup> QT 1.1/4	7817-0015	1 1/4	1/4 X 1/8	.60
<sup>N</sup> QT 1.5/16	7817-0016	1 5/16	5/16 X 1/16	.60
<sup>N</sup> QT 1.3/8	7817-0017	1 3/8	5/16 X 1/16	.60
<sup>N</sup> QT 1.7/16	7817-0018	1 7/16	3/8 X 1/16	.60
<sup>N</sup> QT 1.1/2	7817-0019	1 1/2	3/8 X 1/16	.60
<sup>N</sup> QT .9/16	7817-0004	9/16	1/8 X 1/16	.60
<sup>N</sup> QT 14MM	7817-1014	14MM	—	.60
<sup>N</sup> QT 19MM	7817-1019	19MM	—	.60
<sup>N</sup> QT 24MM	7817-1032	24MM	—	.60
<sup>N</sup> QT 25MM	7817-1033	25MM	—	.60
<sup>N</sup> QT 28MM	7817-1035	28MM	—	.60
<sup>N</sup> QT 30MM	7817-1036	30MM	—	.60
<sup>N</sup> QT 32MM	7817-1037	32MM	—	.60

N New Product





## Idler Sprockets



### Poly Chain® GT Carbon™ Idler Dimensions

Part No.	Product No.	Use With	Size Designation	Belt Wth (mm)	No. of Teeth	O.D. (In)	B Ref. (In)	C (In)	D (In)	E Ref. (In)	F (Threads) (In)	G Ref. (In)	H (In)	J (In)	Wt. (lb)
12-IDL-SPRK	7720-1500	8mm Pitch	8MX-32S-12	12	32	3.145	1.25	0.50	0.85	1.56	3/4-16	0.94	2.75	-	1.0
21-IDL-SPRK	7720-1510	8mm Pitch	8MX-32S-21	21	32	3.145	1.25	0.50	1.24	1.56	3/4-16	0.56	2.75	-	1.1
36-IDL-SPRK	7720-1520	Poly Chain	8MX-36S-36	36	36	3.546	1.91	0.75	1.86	1.63	3/4-16	-	-	-	2.0
62-IDL-SPRK	7720-1530	GT Carbon	8MX-36S-62	62	36	3.546	1.91	0.75	2.91	1.69	3/4-16	0.69	3.13	-	2.1
20-IDL-SPRK	7720-1600	14mm Pitch	14MX-30S-20	20	30	5.153	2.55	1.00	1.36	2.25	1-14	1.00	4.38	-	9.0
37-IDL-SPRK	7720-1610	14mm Pitch	14MX-30S-37	37	30	5.153	2.55	1.00	2.06	2.25	1-14	0.25	4.38	-	12.0
68-IDL-SPRK	7720-1620	14mm Pitch	14MX-34S-68	68	34	5.855	3.38	0.56	3.33	2.25	1-14	1.00	4.88	4.34	15.6
90-IDL-SPRK	7720-1640	Poly Chain	14MX-34S-90	90	34	5.855	3.38	0.31	4.20	2.25	1-14	1.00	4.88	4.34	16.7
125-IDL-SPRK	7720-1630	GT Carbon	14MX-34S-125	125	34	5.855	3.38	0.19	5.63	2.25	1-14	1.09	4.88	4.34	23.1

### Nickel Plate Poly Chain® GT Carbon™ Idler Dimensions

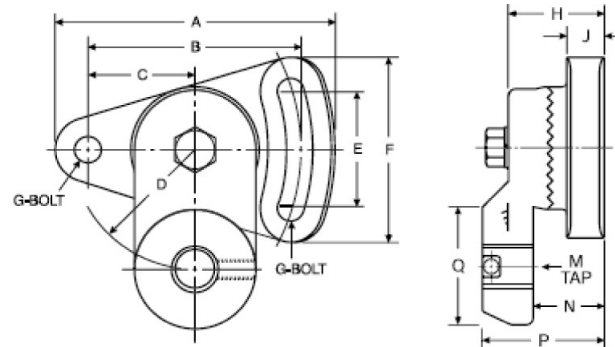
Part No.	Product No.	Use With	Size Designation	Belt Wth (mm)	No. of Teeth	O.D. (In)	B Ref. (In)	C (In)	D (In)	E Ref. (In)	F (Threads) (In)	G Ref. (In)	H (In)	J (In)	Wt. (lb)
NP-12-IDL-SPRK	7720-1501	8mm Pitch	8MX-32S-12	12	32	3.145	1.25	0.50	0.85	1.56	3/4-16	0.94	2.75	-	1.0
NP-21-IDL-SPRK	7720-1511	Poly Chain	8MX-32S-21	21	32	3.145	1.25	0.50	1.24	1.56	3/4-16	0.56	2.75	-	1.1
		GT Carbon													

### PowerGrip® GT®2 Idler Dimensions

Part No.	Product No.	Use With	Size Designation	Belt Wth (mm)	No. of Teeth	O.D. (In)	B Ref. (In)	C (In)	D (In)	E Ref. (In)	F (Threads) (In)	G Ref. (In)	H (In)	J (In)	Wt. (lb)
20-SPK2-IDL	7720-1740	8mm Pitch	32S-8MGT-20	20	32	3.154	1.25	0.50	1.24	1.56	3/4-16	0.56	2.75	-	1.10
30-SPK2-IDL	7720-1750	PowerGrip	36S-8MGT-30	30	36	3.555	1.91	0.75	1.86	1.63	3/4-16	-	-	-	2.00
		GT2													
40-SPK2-IDL	7720-1850	14mm Pitch	30S-14MGT-40	40	30	5.153	2.55	1.00	2.06	2.25	1-14	0.25	4.38	-	12.00
55-SPL2-IDL	7720-1860	PowerGrip	34S-14MGT-55	55	34	5.855	3.38	0.56	3.33	2.25	1-14	1.00	4.88	4.34	15.60
		GT2													



## Idler Brackets and Bushings

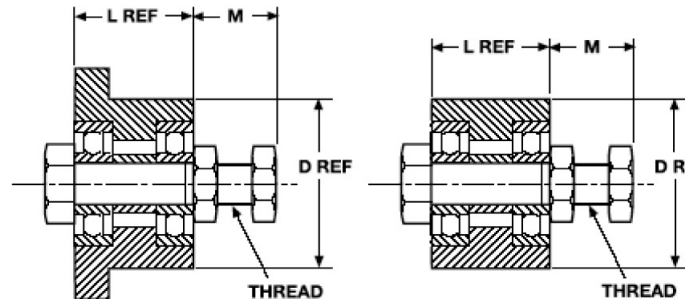


### Idler Bracket Specifications

Part No.	Tensioner Part No.	Use With	A (In)	B (In)	C (In)	D (In)	E (In)	F (In)	G (In)	H (In)	J (In)	M (Threads)	N (In)	P (In)	Q (In)	Weight (lb)
05-IDL-BRAK	7720-1005	1610-IDL-BUSH	4.62	3.50	1.75	2.00	2.06	3.06	0.38	1.63	0.62	5/8-18	1.16	2.01	2.00	2.80
10-IDL-BRAK	7720-1010	8mm Pitch Idler Sprockets 2012-IDL-BUSH 2517-IDL-BUSH 20-IDL-BUSH (SK)	4.63	3.50	1.75	2.00	2.06	3.06	0.38	1.50	0.56	3/4-16	1.00	1.88	1.75	3.40
20-IDL-BRAK	7720-1020	14mm Pitch Idler Sprockets 30-IDL-BUSH (SF) 40-IDL-BUSH (E)	6.94	5.25	2.63	5.00	3.00	4.56	0.63	2.38	1.00	1-14	1.63	2.94	2.75	11.20

### Nickel Plated Idler Bracket Specifications

Part No.	Tensioner Part No.	Use With	A (In)	B (In)	C (In)	D (In)	E (In)	F (In)	G (In)	H (In)	J (In)	M (Threads)	N (In)	P (In)	Q (In)	Weight (lb)
NP-10-IDL-BRAK	7720-1011	8mm Pitch Idler Sprockets 2012-IDL-BUSH 2517-IDL-BUSH 20-IDL-BUSH (SK)	4.63	3.50	1.75	2.00	2.06	3.06	0.38	1.50	0.56	3/4-16	1.00	1.88	1.75	3.40
NP-20-IDL-BRAK	7720-1061	14mm Pitch Idler Sprockets 30-IDL-BUSH (SF) 40-IDL-BUSH (E)	6.94	5.25	2.63	5.00	3.00	4.56	0.63	2.38	1.00	1-14	1.63	2.94	2.75	11.20



### Idler Bushings (Integral Shaft Included)

Product No.	Part No.	Use With Bracket	D (In)	L (In)	M (In)	Threads	Weight (lb)
7720-2610	1610-IDL-BUSH	05-IDL-BRAK	2.25	1.00	1.38	5/8-18	1.30
7720-2012	2012-IDL-BUSH	10-IDL-BRAK	2.75	1.25	1.56	3/4-16	2.30
7720-2517	2517-IDL-BUSH	10-IDL-BRAK	3.38	1.75	1.56	3/4-16	3.90
7720-1120	20-IDL-BUSH	(SK)10-IDL-BRAK	2.81	1.94	1.44	3/4-16	4.10
7720-1130	30-IDL-BUSH	(SF)20-IDL-BRAK	3.13	2.08	2.13	1-14	6.40
7720-1140	40-IDL-BUSH	(E)20-IDL-BRAK	3.83	2.75	2.19	1-14	8.60



---

## Footnotes

---

- HT100<sup>®</sup>, Taper-Lock<sup>®</sup> and Ringfeder<sup>®</sup> are registered trademarks of Reliance Electric.
- Nu-T-Link<sup>®</sup> is a registered trademark of Fenner Manheim.
- QD<sup>®</sup> is a registered trademark of Emerson Electric.
- RPP<sup>®</sup> and Panther<sup>®</sup> are registered trademarks of Carlisle Power Transmission Products, Inc.
- KEVLAR<sup>®</sup> is a registered trademark of E. I. du Pont de Nemours and Company.
- Goodyear<sup>®</sup>, BlackHawk PdTM, Poly-V<sup>®</sup> and Flexten<sup>®</sup> are registered trademarks of Goodyear Tire & Rubber Company.
- Browning<sup>®</sup> is a registered trademark of Emerson Power Transmission Manufacturing L.P.
- Dayco<sup>®</sup> is a registered trademark of Dayco Products LLC.
- TB Wood's<sup>®</sup> and QT Power Chain<sup>®</sup> are registered trademarks of T.B. Wood's, Inc.
- Trantorque<sup>®</sup> is a registered trademark of BTL, a subsidiary of Fenner PLC

**Gates warrants that its power transmission products will be free from defects in materials and workmanship for the life of the product. If the product does not meet this standard, Gates will repair or replace the product free of charge!**

**Please note that this warranty is customer's exclusive remedy and does not apply in the event of misuse or abuse of the product. Gates disclaims all other warranties (express or implied) including the implied warranties of fitness for a particular purpose and merchantability.**

For further details of the Gates Warranty, please see [www.gates.com/warranty](http://www.gates.com/warranty).





## Decimal and Millimeter Equivalents of Fractions

Inches		Millimeters
Fractions	Decimals	
$1/64$	.015625	.397
$1/32$	.03125	.794
$3/64$	.046875	1.191
$1/16$	.0625	1.588
$5/64$	.078125	1.984
$3/32$	.09375	2.381
$7/64$	.109375	2.778
$1/8$	.125	3.175
$9/64$	.140625	3.572
$5/32$	.15625	3.969
$11/64$	.171875	4.366
$3/16$	.1875	4.763
$13/64$	.203125	5.159
$7/32$	.21875	5.556
$15/64$	.234375	5.953
$1/4$	.250	6.350
$17/64$	.265625	6.747
$9/32$	.28125	7.144
$19/64$	.296875	7.541
$5/16$	.3125	7.938
$21/64$	.328125	8.334
$11/32$	.34375	8.731
$23/64$	.359375	9.128
$3/8$	.375	9.525
$25/64$	.390625	9.922
$13/32$	.40625	10.319
$27/64$	.421875	10.716
$7/16$	.4375	11.113
$29/64$	.453125	11.509
$15/32$	.46875	11.906
$31/64$	.484375	12.303
$1/2$	.500	12.700

Inches		Millimeters
Fractions	Decimals	
$33/64$	.515625	13.097
$17/32$	.53125	13.494
$35/64$	.546875	13.891
$9/16$	.5625	14.288
$37/64$	.578125	14.684
$19/32$	.59375	15.081
$39/64$	.609375	15.478
$5/8$	.625	15.875
$41/64$	.640625	16.272
$21/32$	.65625	16.669
$43/64$	.671875	17.066
$11/16$	.6875	17.463
$45/64$	.703125	17.859
$23/32$	.71875	18.256
$47/64$	.734375	18.653
$3/4$	.750	19.050
$49/64$	.765625	19.447
$25/32$	.78125	19.844
$51/64$	.796875	20.241
$13/16$	.8125	20.638
$53/64$	.828125	21.034
$27/32$	.84375	21.431
$55/64$	.859375	21.828
$7/8$	.875	22.225
$57/64$	.890625	22.622
$29/32$	.90625	23.019
$59/64$	.921875	23.416
$15/16$	.9375	23.813
$61/64$	.953125	24.209
$31/32$	.96875	24.606
$63/64$	.984375	25.003
1	1.000	25.400





## Weights and Measures

### Length Conversion Constants

#### Metric to U.S.

Millimeters X .039370 = inches.  
Meters X 39.370 = inches.  
Meters X 3.2808 = feet.  
Meters X 1.09361 = yards.  
Kilometers X 3280.8 = feet.  
Kilometers X .62137 = Statute Miles.  
Kilometers X .53959 = Nautical Miles.

#### U.S. to Metric

Inches X 25.400 = millimeters.  
Inches X .0254 = meters.  
Feet X .30480 = meters.  
Yards X .91440 = meters.  
Feet X .0003048 = kilometers.  
Statute Miles X 1.60935 = kilometers.  
Nautical Miles X 1.85325 = kilometers.

### Weight Conversion Constants

#### Metric to U.S.

Grams X 981 = dynes.  
Grams X 15.432 = grains.  
Grams X .03527 = ounces (Avd.).  
Grams X .033818 = fluid ounces (Water).  
Kilograms X 35.27 = ounces (Avd.).  
Kilograms X 2.20462 = pounds (Avd.).  
Metric Tons (1000 Kg) X 1.10231 = Net Ton  
(2000 lbs.).  
Metric Tons (1000) Kg X .98421 = Gross Ton  
(2240 lbs.).

#### U.S. to Metric

Dynes X .0010193 = grams.  
Grains X .0648 = grams.  
Ounces (Avd.) X 28.35 = grams.  
Fluid Ounces (Water) X 29.57 = grams.  
Ounces (Avd.) X .02835 = kilograms.  
Pounds (Avd.) X .45359 = kilograms.  
Net Ton X (2000 lbs.) .90719 = Metric Tons  
(1000 Kg.).  
Gross Ton (2240 lbs.) X 1.01605 = Metric Tons  
(1000 Kg.).

### Area Conversion Constants

#### Metric to U.S.

Square Millimeters X .00155 = square inches.  
Square Centimeters X .155 = square inches.  
Square Meters X 10.76387 = square feet.  
Square Meters X 1.19599 = square yards.  
Hectares X 2.47104 = acres.  
Square Kilometers X 247.104 = acres.  
Square Kilometers X .3861 = square miles.

#### U.S. to Metric

Square Inches X 645.163 = square millimeters.  
Square Inches X 6.45163 = square centimeters.  
Square Feet X .0929 = square meters.  
Square Yards X .83613 = square meters.  
Acres X .40469 = hectares.  
Acres X .0040469 = square kilometers.  
Square Miles X 2.5899 = square kilometers.



# ***RUN WITH US***

## **US**

Gates Corporation  
World Headquarters  
1551 Wewatta Street  
Denver CO 80202  
800-777-6363  
[www.gates.com/pt](http://www.gates.com/pt)

## **Canada**

Gates Canada  
519-759-4141  
519-759-4567 fax  
[rdorion@gates.com](mailto:rdorion@gates.com)

## **Export**

Gates InterAmerica  
954-306-4352  
954-385-9991 fax  
[giamail@gates.com](mailto:giamail@gates.com)



# **SAVE MORE THAN YOU THINK**

**»» ENERGY**

**»» TIME**

**»» MONEY**

**Gates power transmission solutions  
deliver bottom line savings.**

**Learn more at [www.gates.com/ptsavings](http://www.gates.com/ptsavings).**